


5

Traffic Rules

Pre Reading


- What do you do before crossing a road?
- Tick (✓) the picture which shows the right way to cross a road.



Reading

Traffic Rules

When you go out into the street
 In your vehicle or on your feet,
 Look out for each traffic sign,
 To keep you safe, secure and fine.
 To cross the road when you go walking,
 Use the black and white zebra crossing.
 If a signal changes to the colour red,
 STOP at once, don't go ahead.
 Get ready to START when it turns yellow,



Green, it means, now you can GO.
Obey the rules without much fuss,
And reach home safe, you're very precious.

Word Meaning in Context

sign	symbol प्रतीक, चिह्न
safe	secure सुरक्षित
ahead	in front आगे
turns	changes बदलती है
obey	to follow पालन करना
fuss	complaint शिकायत
precious	valuable मूल्यवान

Comprehension

I. Complete the sentences by choosing the correct options.

- When you go out, look out for _____.
a. film posters b. traffic sign c. new cars
- To cross the road, you should use _____.
a. zebra crossing b. rickshaw c. footpath
- You should stop when the signal changes to _____.
a. yellow b. green c. red
- Green signal means _____.
a. stop b. go c. get ready
- Your life is _____.
a. short b. long c. precious

Vocabulary

- I. Match words given in column A with their opposites in column B. One has been done for you.

Column A		Column B
up	▶	◀ above
left	▶	◀ far
near	▶	◀ inside
outside	▶	◀ right
below	▶	◀ back
front	▶	◀ down

- II. Now pick out pair of words from above and fill in the blanks. One has been done for you.

1. Look to your right and then to your left to cross the road.
2. My school is _____ from my house but my friend's house is _____ my house.
3. The balloon is going _____ in the air and a leaf is falling _____ from the tree.
4. It is dark _____ the room and it is bright _____.

Grammar

- I. Complete each sentence using 'is/are'. One has been done for you.

1. You should never cross the road when the traffic is near you.
2. Look! The truck _____ coming.

3. Buses, scooters and cars _____ waiting at the traffic light.
4. Children _____ crossing the road.

For the teacher

Tell children that 'is' is used with the subject when it indicates one person/thing and 'are' is used with more than one person/thing. However, we use 'are' with you, and 'am' with I.

II. Read these sentences.

1. Don't be in a hurry to cross the road.
2. Wait for the green light.
3. Stop at the red light.
4. Walk on the footpath.

All these sentences are instructions for road safety. You may notice that the subject 'you' is missing in all these sentences. Here are some more instructions.

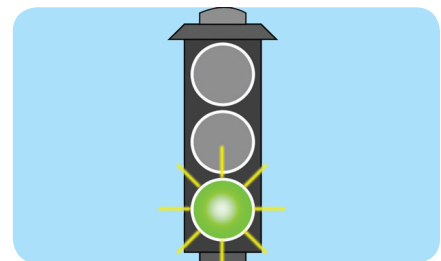
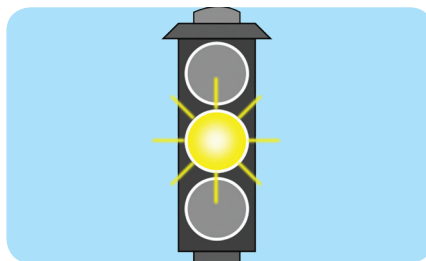
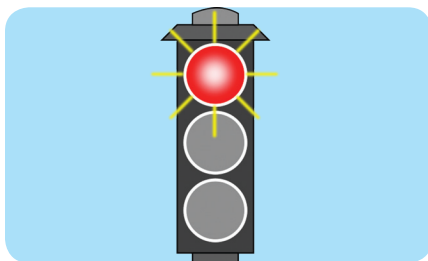
List any three instructions that you may like to give to your friend(s) about keeping the school clean. Write them in your notebook.

Listening

For the teacher




Recite the poem from appendix to children and ask them to answer the questions orally.



1. What is the poem about?
2. What does red light indicate?
3. Which colour of traffic light means to wait?
4. What does green light say?

Speaking

Work in groups and describe the pictures.



Writing

Write Do's and Don'ts for road safety. Complete the table given below by using the sentences from the box. One has been done for you.

run on the road	use zebra crossing.
play on the road.	walk on the footpath.
walk on the right side.	follow the traffic rules
throw garbage here and there	spit on the road.
walk on the left side of the road.	stop when the traffic light is red.

Do's (We should)	Don'ts (We should not)
<i>We should walk on the footpath.</i>	<i>We should not play on the road.</i>

Follow Up ►

Colour the picture of traffic lights as per the hints given in the picture.

