

UNIT - 4

THE MOUSE AND THE PENCIL

I. Look at the picture.



1. Have you ever seen or heard of a bat and a book as shown in the picture?
2. If they were to talk with each other, what do you think, they would talk?



II A. Look at the picture and answer the questions.

1. What do you see in the picture?
2. What do you think the rat would do with the pencil?
3. What do you think the pencil could do to the rat?



B. Listen to your teacher and answer the questions.

(Note : Listening text is in Appendix-1)

1. What do you think the pencil saw?
2. What, according to you, would the pencil do now?



A Reading

The mouse and the pencil

The pencil saw a little mouse. The mouse was looking for something to eat. He found the pencil.


“I am going to bite you,” said the mouse and he bit the pencil hard.

“You are hurting me,” said the pencil. “Let me draw one last picture for you and then you can do what you like!”

“Very well,” said the mouse.

The pencil drew a big circle.


“Is that cheese?” asked the mouse.



“Well, let’s call it cheese,”
said the pencil. Then it drew a
bigger circle under the first one.




“Is that an apple?” squeaked the mouse. “Let’s call it an apple,” said the pencil and it drew three little things inside the first circle.



“Are those cucumbers?” asked the mouse, licking his lips. “I wish you’d hurry. I simply can’t wait to get my teeth into them!”

Then it began drawing some funny curved things near the second circle.

What do you think the pencil is drawing?



“Oh, oh!” squeaked the mouse. “Now, you have made it looks like a cat! Don’t go on!”



Comprehension

A. Answer the following questions:

1. Why did the mouse run away looking at the picture?
2. If you were the mouse, what would you do?
3. The pencil drew a _____ circle.
4. The pencil drew three little things inside the _____.
5. Finally, the pencil drew a _____.



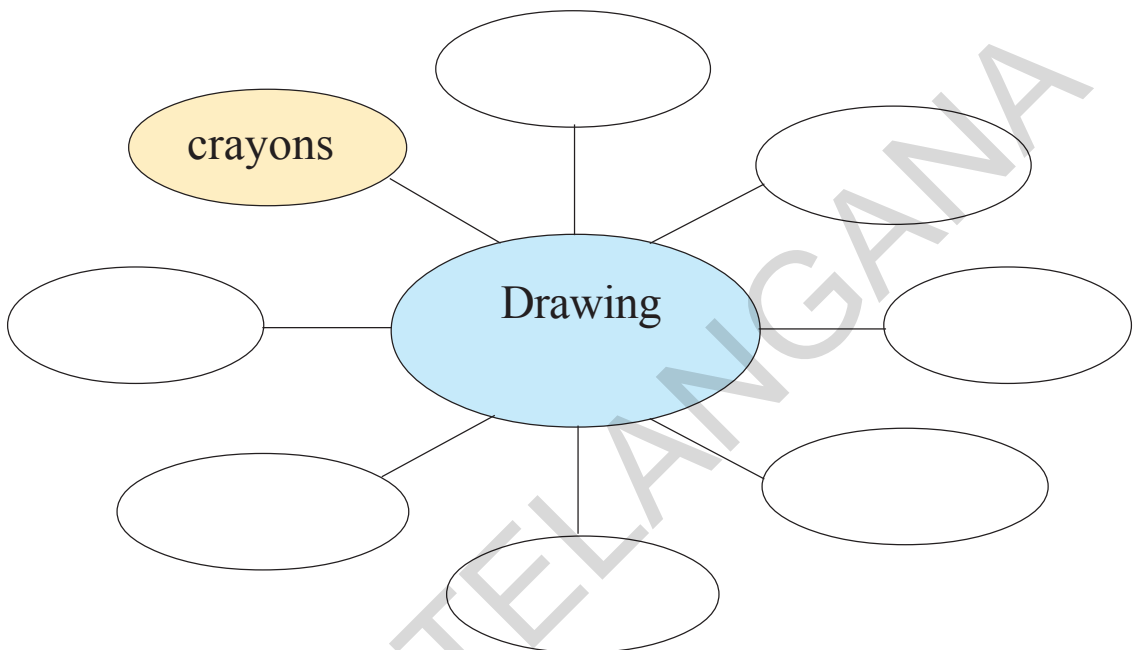
B. Complete the following table as directed.

S.No	When the pencil drew	The mouse asked
1.	a big circle	“?”
2.	a bigger circle under the first one.	“?”
3.	three little things inside small circle.	“?”



Vocabulary

A. The pencil drew a picture of a cat. If you want to draw a beautiful, colourful picture, what materials do you need? Write them. One is done for you.



B. In the story, the mouse was hungry. It was thinking of different food items. What food items do you remember when you are hungry?





Grammar

Read the following sentences from the story.

1. The pencil saw a **little** mouse.
 2. Let me draw one **last** picture.
 3. The pencil drew a **big** circle.
- In the 1st sentence, the word **little** tells something about the mouse.
 - In the 2nd sentence, the word **last** tells something about the picture.
 - In the 3rd sentence, the word **big** tells something about the circle.

A. Complete the sentences using the words given.

red	fresh	big	one	yellow
-----	-------	-----	-----	--------

1. I have a bag.
2. Priya likes roses.
3. We are buying apples.
4. Gita has two mangoes, she gave me mango.

B. Rewrite the given sentences using the words given.

1. Sham is a boy. (fat) Sham is a fat boy.
2. Kamala is a girl. (tall)
3. My sister has a doll. (lovely)
4. Manasa ate bananas. (three)



C. Look at the picture and fill in the blanks choosing from the words given.

fat old pink big short



a boy



a rose..



an man.



a tree.

D. Read the words given. Write their opposites.

words	opposites	words	opposites
big	small	rich	poor
fat		new	
hot		first	
tall		good	



Writing

A. The pencil drew a lively picture of a cat. The mouse ran away looking at it. Draw your own cat.



1. What would be the name of your cat ?
2. What would be the colour of your cat?
3. What does your cat like ?
4. How would you take care of your cat?
5. How would you enjoy with your cat?

Now, write the description of your cat using the above questions.

My cat's name is _____





B. The pencil drew a circle.

The mouse asked, “Is that a cheese?”

If the pencil draws a square, what will the mouse ask?

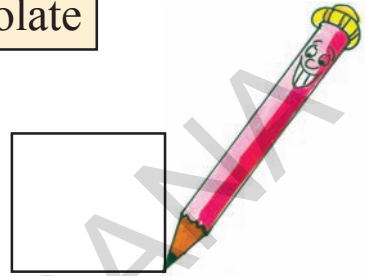
bread biscuit cake chocolate

Is that?


Is?

Is

.....



C. Colour the shapes. Read the words given.



circle



rectangle



square



cone

Oral Skills




Guess what the hidden thing is.

1. You and your friend are a pair.
2. You hide something in your hand and ask your friend to guess what it is.
3. Your friend asks, ‘Is that a food item?’
You must say ‘Yes’ or ‘No’.
4. Your friend is allowed to ask only five questions to guess about what you have hidden to win the game.



Project Work *My Leafy Animals.*

A. Look at the pictures of different animals made using leaves. Choose the one you like and make your own animal.



Write the names of these leafy animals.





B. Now describe your 'leafy animal' mentioning the different leaves you have used for the different parts of its body.

Conventions of Writing

Make necessary corrections using proper punctuation {capital letter, and spelling}. Rewrite the sentences.

1. He found the pencil.

2. the pencil drew two little triangles.

Fun with Words

Fill in the blanks using the same letter two times.

Ex : lo__y lorry ri__on ribbon

1.	a __ le	ra __ it
2.	di __ er	be __
3.	e __	le __ er
4.	sp __ n	su __ er
5.	pre __ y	sma __



B Reading**The lion and the mouse**

Once upon a time, in a thick forest, a lion was sleeping under a tree. A cheerful mouse came there and saw the lion.

The mouse climbed onto the body of the lion and started playing. He pulled the lion's whiskers.




Free distribution by T.S. Government 2021-22



Suddenly, the lion woke up and roared in anger. He caught the mouse. The mouse trembled in fear. It begged the lion to leave it. The lion took pity on it and let it go.

The mouse thanked the lion. It promised that it would help the lion in times of need. The lion laughed at the mouse.

One day a hunter trapped the lion. The poor lion roared for help. The mouse heard the cries and came there. It cut the net with its sharp teeth. The lion came out and they became good friends.



Free distribution by T.S. Government 2021-22

