



# Ordinary Thinking

## Objective Questions

### Biot-savart's Law and Ampere's Law

1. A length  $L$  of wire carries a steady current  $I$ . It is bent first to form a circular plane coil of one turn. The same length is now bent more sharply to give a double loop of smaller radius. The magnetic field at the centre caused by the same current is [NCERT 1980; AIIMS 1980; MP PMT 1995, 99]
  - (a) A quarter of its first value
  - (b) Unaltered
  - (c) Four times of its first value
  - (d) A half of its first value
2. A vertical straight conductor carries a current vertically upwards. A point  $P$  lies to the east of it at a small distance and another point  $Q$  lies to the west at the same distance. The magnetic field at  $P$  is [MNR 1986; DPMT 2004]
  - (a) Greater than at  $Q$
  - (b) Same as at  $Q$
  - (c) Less than at  $Q$
  - (d) Greater or less than at  $Q$  depending upon the strength of the current
3. If a copper rod carries a direct current, the magnetic field associated with the current will be [CPMT 1984]
  - (a) Only inside the rod
  - (b) Only outside the rod
  - (c) Both inside and outside the rod
  - (d) Neither inside nor outside the rod

4. If a long hollow copper pipe carries a direct current, the magnetic field associated with the current will be

[CBSE PMT 1999; AFMC 1999;

CPMT 1984, 2000; Pb. PET 2000; JIPMER 2002]

- (a) Only inside the pipe  
(b) Only outside the pipe  
(c) Neither inside nor outside the pipe  
(d) Both inside and outside the pipe

5. The magnetic field  $d\vec{B}$  due to a small current element  $d\vec{l}$  at a distance  $\vec{r}$  and element carrying current  $i$  is,

or

Vector form of Biot-savart's law is

[CBSE PMT 1996; MP PET 2002; MP PMT 2000]

- (a)  $d\vec{B} = \frac{\mu_0}{4\pi} i \left( \frac{d\vec{l} \times \vec{r}}{r^3} \right)$  (b)  $d\vec{B} = \frac{\mu_0}{4\pi} i^2 \left( \frac{d\vec{l} \times \vec{r}}{r^3} \right)$   
(c)  $d\vec{B} = \frac{\mu_0}{4\pi} i^2 \left( \frac{d\vec{l} \times \vec{r}}{r^2} \right)$  (d)  $d\vec{B} = \frac{\mu_0}{4\pi} i \left( \frac{d\vec{l} \times \vec{r}}{r^3} \right)$

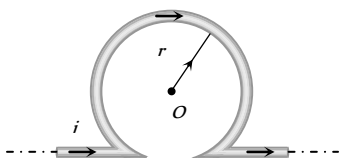
6. A charge  $q$  coulomb moves in a circle at  $n$  revolutions per second and the radius of the circle is  $r$  metre. Then magnetic field at the centre of the circle is

- (a)  $\frac{2\pi q}{nr} \times 10^{-7}$  N/amp/metre (b)  $\frac{2\pi q}{r} \times 10^{-7}$  N/amp/metre  
(c)  $\frac{2\pi nq}{r} \times 10^{-7}$  N/amp/metre (d)  $\frac{2\pi q}{r}$  N/amp/metre

7. An infinitely long straight conductor is bent into the shape as shown in the figure. It carries a current of  $i$  ampere and the radius of the circular loop is  $r$  metre. Then the magnetic induction at its centre will be

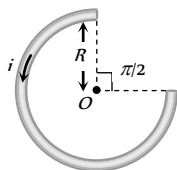
[MP PMT 1999]

- (a)  $\frac{\mu_0}{4\pi} \frac{2i}{r} (\pi + 1)$   
(b)  $\frac{\mu_0}{4\pi} \frac{2i}{r} (\pi - 1)$   
(c) Zero  
(d) Infinite



8. A current  $i$  ampere flows in a circular arc of wire whose radius is  $R$ , which subtend an angle  $3\pi/2$  radian at its centre. The magnetic induction  $B$  at the centre is

- (a)  $\frac{\mu_0 i}{R}$   
(b)  $\frac{\mu_0 i}{2R}$   
(c)  $\frac{2\mu_0 i}{R}$   
(d)  $\frac{3\mu_0 i}{8R}$



9. A current  $i$  ampere flows along the inner conductor of a coaxial cable and returns along the outer conductor of the cable, then the

magnetic induction at any point outside the conductor at a distance  $r$  metre from the axis is

- (a)  $\infty$  (b) Zero  
(c)  $\frac{\mu_0}{4\pi} \frac{2i}{r}$  (d)  $\frac{\mu_0}{4\pi} \frac{2\pi i}{r}$

10. A straight section  $PQ$  of a circuit lies along the  $X$ -axis from  $x = -\frac{a}{2}$  to  $x = \frac{a}{2}$  and carries a steady current  $i$ . The magnetic field due to the section  $PQ$  at a point  $X = +a$  will be

- (a) Proportional to  $a$  (b) Proportional to  $a^2$   
(c) Proportional to  $1/a$  (d) Zero

11. A helium nucleus makes a full rotation in a circle of radius 0.8 metre in two seconds. The value of the magnetic field  $B$  at the centre of the circle will be

[CPMT 1988; KCET 1998; UPSEAT 2001]

- (a)  $\frac{10^{-19}}{\mu_0}$  (b)  $10^{-19} \mu_0$   
(c)  $2 \times 10^{-10} \mu_0$  (d)  $\frac{2 \times 10^{-10}}{\mu_0}$

12. A solenoid of 1.5 metre length and 4.0 cm diameter possesses 10 turn per cm. A current of 5 ampere is flowing through it. The magnetic induction at axis inside the solenoid is

[CPMT 1990]

- (a)  $2\pi \times 10^{-3}$  Tesla (b)  $2\pi \times 10^{-5}$  Tesla  
(c)  $4\pi \times 10^{-2}$  Gauss (d)  $2\pi \times 10^{-5}$  Gauss

13. The magnetic induction at a point  $P$  which is distant 4 cm from a long current carrying wire is  $10^{-8}$  Tesla. The field of induction at a distance 12 cm from the same current would be

- (a)  $3.33 \times 10^{-9}$  Tesla (b)  $1.11 \times 10^{-4}$  Tesla  
(c)  $3 \times 10^{-3}$  Tesla (d)  $9 \times 10^{-2}$  Tesla

14. The strength of the magnetic field at a point  $r$  near a long straight current carrying wire is  $B$ . The field at a distance  $\frac{r}{2}$  will be

- (a)  $\frac{B}{2}$  (b)  $\frac{B}{4}$   
(c)  $2B$  (d)  $4B$

15. Field at the centre of a circular coil of radius  $r$ , through which a current  $I$  flows is

[MP PMT 1993]

- (a) Directly proportional to  $r$   
(b) Inversely proportional to  $I$   
(c) Directly proportional to  $I$   
(d) Directly proportional to  $I^2$

16. A current of 0.1 A circulates around a coil of 100 turns and having a radius equal to 5 cm. The magnetic field set up at the centre of the coil is

( $\mu_0 = 4\pi \times 10^{-7}$  weber / ampere-metre) [MP PMT 1993]

- (a)  $4\pi \times 10^{-5}$  tesla (b)  $8\pi \times 10^{-5}$  tesla  
(c)  $4 \times 10^{-5}$  tesla (d)  $2 \times 10^{-5}$  tesla

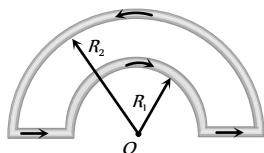
17. The magnetic field  $B$  with in the solenoid having  $n$  turns per metre length and carrying a current of  $i$  ampere is given by

[MP PET 1993]

- (a)  $\frac{\mu_0 n i}{e}$  (b)  $\mu_0 n i$   
(c)  $4\pi\mu_0 n i$  (d)  $n i$

18. The magnetic induction at the centre  $O$  in the figure shown is

- (a)  $\frac{\mu_0 i}{4} \left( \frac{1}{R_1} - \frac{1}{R_2} \right)$   
(b)  $\frac{\mu_0 i}{4} \left( \frac{1}{R_1} + \frac{1}{R_2} \right)$   
(c)  $\frac{\mu_0 i}{4} (R_1 - R_2)$   
(d)  $\frac{\mu_0 i}{4} (R_1 + R_2)$



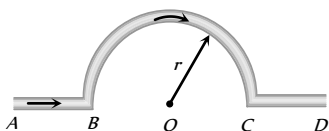
19. Field inside a solenoid is

[MP PMT 1993]

- (a) Directly proportional to its length  
(b) Directly proportional to current  
(c) Inversely proportional to total number of turns  
(d) Inversely proportional to current

20. In the figure, shown the magnetic induction at the centre of there arc due to the current in portion AB will be

- (a)  $\frac{\mu_0 i}{r}$   
(b)  $\frac{\mu_0 i}{2r}$   
(c)  $\frac{\mu_0 i}{4r}$   
(d) Zero



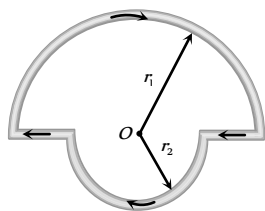
21. In the above question, the magnetic induction at  $O$  due to the whole length of the conductor is

[MP PMT/PET 1998; RPET 2002]

- (a)  $\frac{\mu_0 i}{r}$  (b)  $\frac{\mu_0 i}{2r}$   
(c)  $\frac{\mu_0 i}{4r}$  (d) Zero

22. In the figure shown there are two semicircles of radii  $r_1$  and  $r_2$  in which a current  $i$  is flowing. The magnetic induction at the centre  $O$  will be

- (a)  $\frac{\mu_0 i}{r} (r_1 + r_2)$   
(b)  $\frac{\mu_0 i}{4} (r_1 - r_2)$   
(c)  $\frac{\mu_0 i}{4} \left( \frac{r_1 + r_2}{r_1 r_2} \right)$



(d)  $\frac{\mu_0 i}{4} \left( \frac{r_2 - r_1}{r_1 r_2} \right)$

23. The magnetic moment of a current carrying loop is  $2.1 \times 10^{-25} \text{ amp} \times \text{m}^2$ . The magnetic field at a point on its axis at a distance of  $1 \text{ \AA}$  is

- (a)  $4.2 \times 10^{-2} \text{ weber / m}^2$  (b)  $4.2 \times 10^{-3} \text{ weber / m}^2$   
(c)  $4.2 \times 10^{-4} \text{ weber / m}^2$  (d)  $4.2 \times 10^{-5} \text{ weber / m}^2$

[IIT 1988; KCET 2002]

24. Two straight horizontal parallel wires are carrying the same current in the same direction,  $d$  is the distance between the wires. You are provided with a small freely suspended magnetic needle. At which of the following positions will the orientation of the needle be independent of the magnitude of the current in the wires

- (a) At a distance  $d/2$  from any of the wires  
(b) At a distance  $d/2$  from any of the wires in the horizontal plane  
(c) Anywhere on the circumference of a vertical circle of radius  $d$  and centre halfway between the wires  
(d) At points halfway between the wires in the horizontal plane

25. A particle carrying a charge equal to 100 times the charge on an electron is rotating per second in a circular path of radius  $0.8 \text{ metre}$ . The value of the magnetic field produced at the centre will be ( $\mu_0 =$  permeability for vacuum)

[CPMT 1986; KCET 2001; BHU 2001]

- (a)  $\frac{10^{-7}}{\mu_0}$  (b)  $10^{-17} \mu_0$   
(c)  $10^{-6} \mu_0$  (d)  $10^{-7} \mu_0$

26. A circular coil of radius  $R$  carries an electric current. The magnetic field due to the coil at a point on the axis of the coil located at a distance  $r$  from the centre of the coil, such that  $r \gg R$ , varies as [EAMCET 1987]

- (a)  $\frac{1}{r}$  (b)  $\frac{1}{r^{3/2}}$   
(c)  $\frac{1}{r^2}$  (d)  $\frac{1}{r^3}$

27. In hydrogen atom, an electron is revolving in the orbit of radius  $0.53 \text{ \AA}$  with  $6.6 \times 10^{15} \text{ rotations/second}$ . Magnetic field produced at the centre of the orbit is [MP PET 2003]

- (a)  $0.125 \text{ wb / m}^2$  (b)  $1.25 \text{ wb / m}^2$   
(c)  $12.5 \text{ wb / m}^2$  (d)  $125 \text{ wb / m}^2$

28. The magnetic induction due to an infinitely long straight wire carrying a current  $i$  at a distance  $r$  from wire is given by

[MP PET 1994]

- (a)  $|B| = \left( \frac{\mu_0}{4\pi} \right) \frac{2i}{r}$  (b)  $|B| = \left( \frac{\mu_0}{4\pi} \right) \frac{r}{2i}$   
(c)  $|B| = \left( \frac{4\pi}{\mu_0} \right) \frac{2i}{r}$  (d)  $|B| = \left( \frac{4\pi}{\mu_0} \right) \frac{r}{2i}$

29. Magnetic effect of current was discovered by [MP PET 1994]

- (a) Faraday (b) Oersted  
(c) Ampere (d) Bohr

30. Two concentric circular coils of ten turns each are situated in the same plane. Their radii are  $20$  and  $40 \text{ cm}$  and they carry respectively

0.2 and 0.3 *ampere* current in opposite direction. The magnetic field in *weber / m<sup>2</sup>* at the centre is

[MP PMT 1994]

- (a)  $\frac{35}{4} \mu_0$  (b)  $\frac{\mu_0}{80}$   
(c)  $\frac{7}{80} \mu_0$  (d)  $\frac{5}{4} \mu_0$

31. A long solenoid has a radius  $a$  and number of turns per unit length is  $n$ . If it carries a current  $i$ , then the magnetic field on its axis is directly proportional to [MP PMT 1994]

- (a)  $ani$  (b)  $ni$   
(c)  $\frac{ni}{a}$  (d)  $n^2 i$

32. A cell is connected between two points of a uniformly thick circular conductor. The magnetic field at the centre of the loop will be

- (a) Zero (b)  $\frac{\mu_0}{2a} (i_1 - i_2)$   
(c)  $\frac{\mu_0}{2a} (i_1 + i_2)$  (d)  $\frac{\mu_0}{a} (i_1 + i_2)$

(Here  $i_1$  and  $i_2$  are the currents flowing in the two parts of the circular conductor of radius ' $a$ ' and  $\mu_0$  has the usual meaning)

33. A long solenoid is formed by winding 20 *turns/cm*. The current necessary to produce a magnetic field of 20 *millitesla* inside the solenoid will be approximately

$(\frac{\mu_0}{4\pi} = 10^{-7} \text{ tesla-metre / ampere})$  [MP PMT 1994]

- (a) 8.0 A (b) 4.0 A  
(c) 2.0 A (d) 1.0 A

34. A battery is connected between two points  $A$  and  $B$  on the circumference of a uniform conducting ring of radius  $r$  and resistance  $R$ . One of the arcs  $AB$  of the ring subtends an angle  $\theta$  at the centre. The value of the magnetic induction at the centre due to the current in the ring is [IIT 1995]

- (a) Proportional to  $2(180^\circ - \theta)$   
(b) Inversely proportional to  $r$   
(c) Zero, only if  $\theta = 180^\circ$   
(d) Zero for all values of  $\theta$

35. A current of 1 *ampere* is passed through a straight wire of length 2.0 *metres*. The magnetic field at a point in air at a distance of 3 *metres* from either end of wire and lying on the axis of wire will be

- (a)  $\frac{\mu_0}{2\pi}$  (b)  $\frac{\mu_0}{4\pi}$   
(c)  $\frac{\mu_0}{8\pi}$  (d) Zero

36. A long copper tube of inner radius  $R$  carries a current  $i$ . The magnetic field  $B$  inside the tube is [MP PMT 1995]

- (a)  $\frac{\mu_0 i}{2\pi R}$  (b)  $\frac{\mu_0 i}{4\pi R}$

- (c)  $\frac{\mu_0 i}{2R}$  (d) Zero

37. A straight wire of length  $(\pi^2)$  *metre* is carrying a current of 2A and the magnetic field due to it is measured at a point distant 1 *cm* from it. If the wire is to be bent into a circle and is to carry the same current as before, the ratio of the magnetic field at its centre to that obtained in the first case would be

- (a) 50 : 1 (b) 1 : 50  
(c) 100 : 1 (d) 1 : 100

38. The direction of magnetic lines of forces close to a straight conductor carrying current will be

[RPMT 2002; RPET 2003; MP PET 2003]

- (a) Along the length of the conductor  
(b) Radially outward  
(c) Circular in a plane perpendicular to the conductor [MP PMT 1994]  
(d) Helical

39. If the strength of the magnetic field produced 10 *cm* away from a infinitely long straight conductor is  $10^{-5}$  *Weber / m<sup>2</sup>*, the value of the current flowing in the conductor will be

[MP PET 1996]

- (a) 5 *ampere* (b) 10 *ampere*  
(c) 500 *ampere* (d) 1000 *ampere*

40. Due to 10 *ampere* of current flowing in a circular coil of 10 *cm* radius, the magnetic field produced at its centre is  $3.14 \times 10^{-3}$  *Weber / m<sup>2</sup>*. The number of turns in the coil will be

- (a) 5000 (b) 100  
(c) 50 (d) 25

41. There are 50 turns of a wire in every *cm* length of a long solenoid. If 4 *ampere* current is flowing in the solenoid, the approximate value of magnetic field along its axis at an internal point and at one end will be respectively

[MP PET 1996]

- (a)  $12.6 \times 10^{-3}$  *Weber / m<sup>2</sup>*,  $6.3 \times 10^{-3}$  *Weber / m<sup>2</sup>*  
(b)  $12.6 \times 10^{-3}$  *Weber / m<sup>2</sup>*,  $25.1 \times 10^{-3}$  *Weber / m<sup>2</sup>*  
(c)  $25.1 \times 10^{-3}$  *Weber / m<sup>2</sup>*,  $12.6 \times 10^{-3}$  *Weber / m<sup>2</sup>*  
(d)  $25.1 \times 10^{-5}$  *Weber / m<sup>2</sup>*,  $12.6 \times 10^{-5}$  *Weber / m<sup>2</sup>*

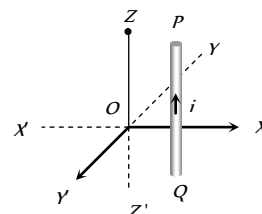
42. A solenoid is 1.0 *metre* long and it has 4250 turns. If a current of 5.0 *ampere* is flowing through it, what is the magnetic field at its centre  $[\mu_0 = 4\pi \times 10^{-7} \text{ weber / amp-m}]$  [MP PET 1995]

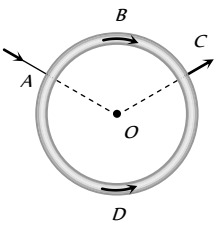
[MP PMT 1996]

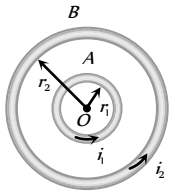
- (a)  $5.4 \times 10^{-2}$  *weber / m<sup>2</sup>* (b)  $2.7 \times 10^{-2}$  *weber / m<sup>2</sup>*  
(c)  $1.35 \times 10^{-2}$  *weber / m<sup>2</sup>* (d)  $0.675 \times 10^{-2}$  *weber / m<sup>2</sup>*

43. A vertical wire kept in  $Z-X$  plane carries a current from  $Q$  to  $P$  (see figure). The magnetic field due to current will have the direction at the origin  $O$  along

- (a)  $OX$   
(b)  $OX'$



- (c)  $OY$   
(d)  $OY'$
44. One metre length of wire carries a constant current. The wire is bent to form a circular loop. The magnetic field at the centre of this loop is  $B$ . The same is now bent to form a circular loop of smaller radius to have four turns in the loop. The magnetic field at the centre of this new loop is  
(a)  $4B$  (b)  $16B$   
(c)  $B/2$  (d)  $B/4$
45. In a hydrogen atom, an electron moves in a circular orbit of radius  $5.2 \times 10^{-11} \text{ m}$  and produces a magnetic induction of  $12.56 \text{ T}$  at its nucleus. The current produced by the motion of the electron will be (Given  $\mu_0 = 4\pi \times 10^{-7} \text{ Wb/A-m}$ )  
[MP PET 1997]  
(a)  $6.53 \times 10^{-3} \text{ ampere}$  (b)  $13.25 \times 10^{-10} \text{ ampere}$   
(c)  $9.6 \times 10^6 \text{ ampere}$  (d)  $1.04 \times 10^{-3} \text{ ampere}$
46. An arc of a circle of radius  $R$  subtends an angle  $\frac{\pi}{2}$  at the centre. It carries a current  $i$ . The magnetic field at the centre will be  
(a)  $\frac{\mu_0 i}{2R}$  (b)  $\frac{\mu_0 i}{8R}$   
(c)  $\frac{\mu_0 i}{4R}$  (d)  $\frac{2\mu_0 i}{5R}$
47. At a distance of  $10 \text{ cm}$  from a long straight wire carrying current, the magnetic field is  $0.04 \text{ T}$ . At the distance of  $40 \text{ cm}$ , the magnetic field will be  
[MP PMT 1997]  
(a)  $0.01 \text{ T}$  (b)  $0.02 \text{ T}$   
(c)  $0.08 \text{ T}$  (d)  $0.16 \text{ T}$
48. A uniform wire is bent in the form of a circle of radius  $R$ . A current  $I$  enters at  $A$  and leaves at  $C$  as shown in the figure :  
If the length  $ABC$  is half of the length  $ADC$ , the magnetic field at the centre  $O$  will be  
[MP PMT 1997]  
(a) Zero  
(b)  $\frac{\mu_0 I}{2R}$   
(c)  $\frac{\mu_0 I}{4R}$   
(d)  $\frac{\mu_0 I}{6R}$
- 
49. The magnetic induction at any point due to a long straight wire carrying a current is  
[MP PMT/PET 1998]  
(a) Proportional to the distance from the wire  
(b) Inversely proportional to the distance from wire  
(c) Inversely proportional to the square of the distance from the wire  
(d) Does not depend on distance
50. The expression for magnetic induction inside a solenoid of length  $L$  carrying a current  $I$  and having  $N$  number of turns is  
(a)  $\frac{\mu_0 N}{4\pi} \frac{N}{LI}$  (b)  $\mu_0 NI$   
(c)  $\frac{\mu_0 ni}{4r}$  (d)  $\mu_0 ni$
- (c)  $\frac{\mu_0}{4\pi} NLI$  (d)  $\mu_0 \frac{N}{L} I$
51. In a current carrying long solenoid, the field produced does not depend upon  
[MP PET 1999]  
(a) Number of turns per unit length  
(b) Current flowing  
(c) Radius of the solenoid  
(d) All of the above three
52. The earth's magnetic induction at a certain point is  $7 \times 10^{-5} \text{ Wb/m}^2$ . This is to be annulled by the magnetic induction at the centre of a circular conducting loop of radius  $5 \text{ cm}$ . The required current in the loop is  
[MP PET 1999; MP PMT 2002]  
(a)  $0.56 \text{ A}$  (b)  $5.6 \text{ A}$   
(c)  $0.28 \text{ A}$  (d)  $2.8 \text{ A}$
53. Magnetic field due to  $0.1 \text{ A}$  current flowing through a circular coil of radius  $0.1 \text{ m}$  and 1000 turns at the centre of the coil is  
(a)  $2 \times 10^{-1} \text{ T}$  (b)  $4.31 \times 10^{-2} \text{ T}$   
(c)  $6.28 \times 10^{-4} \text{ T}$  (d)  $9.81 \times 10^{-4} \text{ T}$
54. Magnetic field intensity at the centre of coil of 50 turns, radius  $0.5 \text{ m}$  and carrying a current of  $2 \text{ A}$  is  
[MP PET 2003]  
[CBSE PMT 1999; BHU 2002]  
(a)  $0.5 \times 10^{-5} \text{ T}$  (b)  $1.25 \times 10^{-4} \text{ T}$   
(c)  $3 \times 10^{-5} \text{ T}$  (d)  $4 \times 10^{-5} \text{ T}$
55. A circular coil 'A' has a radius  $R$  and the current flowing through it is  $I$ . Another circular coil 'B' has a radius  $2R$  and if  $2I$  is the current flowing through it, then the magnetic fields at the centre of the circular coil are in the ratio of (i.e.  $B_A$  to  $B_B$ )  
(a)  $4 : 1$  (b)  $2 : 1$   
(c)  $3 : 1$  (d)  $1 : 1$
56. The magnetic field at a distance  $r$  from a long wire carrying current  $i$  is  $0.4 \text{ Tesla}$ . The magnetic field at a distance  $2r$  is  
[CBSE PMT 1992; DPMT 2004]  
(a)  $0.2 \text{ Tesla}$  (b)  $0.8 \text{ Tesla}$   
(c)  $0.1 \text{ Tesla}$  (d)  $1.6 \text{ Tesla}$
57. A current  $I$  flows along the length of an infinitely long, straight and thin-walled pipe. Then  
[IIT-JEE 1993]  
(a) The magnetic field at all points inside the pipe is the same but not zero  
(b) The magnetic field at any point inside the pipe is zero  
(c) The magnetic field is zero only on the axis of the pipe  
(d) The magnetic field is different at different points inside the pipe
58. The magnetic field at the centre of current carrying coil is  
[CPMT 1996; RPET 2002, 03]  
(a)  $\frac{\mu_0 ni}{4\pi}$  (b)  $\frac{\mu_0 ni}{2\pi r}$   
(c)  $\frac{\mu_0 ni}{4r}$  (d)  $\mu_0 ni$

59. A straight wire of diameter  $0.5 \text{ mm}$  carrying a current of  $1 \text{ A}$  is replaced by another wire of  $1 \text{ mm}$  diameter carrying the same current. The strength of magnetic field far away is  
[CBSE PMT 1997, 99]
- (a) Twice the earlier value  
(b) Half of the earlier value  
(c) Quarter of its earlier value  
(d) Unchanged
60. A neutral point is obtained at the centre of a vertical circular coil carrying current. The angle between the plane of the coil and the magnetic meridian is  
[SCRA 1998]
- (a)  $0^\circ$   
(b)  $45^\circ$   
(c)  $60^\circ$   
(d)  $90^\circ$
61. One *Tesla* is equal to  
[AFMC 1998]
- (a)  $10^7 \text{ gauss}$   
(b)  $10^{-4} \text{ gauss}$   
(c)  $10^4 \text{ gauss}$   
(d)  $10^{-8} \text{ gauss}$
62. A current carrying wire in the neighborhood produces  
[AFMC 1999]
- (a) No field  
(b) Electric field only  
(c) Magnetic field only  
(d) Electric and magnetic fields
63. Tesla is the unit of  
[AIIMS 1999]
- (a) Electric flux  
(b) Magnetic flux  
(c) Electric field  
(d) Magnetic field
64. The magnetic induction in air at a point  $1 \text{ cm}$  away from a long wire that carries a current of  $1 \text{ A}$ , will be  
[BHU 1999]
- (a)  $1 \times 10^{-5} \text{ T}$   
(b)  $2 \times 10^{-5} \text{ T}$   
(c)  $3 \times 10^{-5} \text{ T}$   
(d)  $4 \times 10^{-5} \text{ T}$
65. The magnetic field at the centre of coil of  $n$  turns, bent in the form of a square of side  $2l$ , carrying current  $i$ , is  
[AMU (Engg.) 1999]
- (a)  $\frac{\sqrt{2}\mu_0 ni}{\pi l}$   
(b)  $\frac{\sqrt{2}\mu_0 ni}{2\pi l}$   
(c)  $\frac{\sqrt{2}\mu_0 ni}{4\pi l}$   
(d)  $\frac{2\mu_0 ni}{\pi l}$
66. Which of the following gives the value of magnetic field according to, Biot-Savart's law  
[BHU 2000]
- (a)  $\frac{i\Delta l \sin\theta}{r^2}$   
(b)  $\frac{\mu_0}{4\pi} \frac{i\Delta l \sin\theta}{r}$   
(c)  $\frac{\mu_0}{4\pi} \frac{i\Delta l \sin\theta}{r^2}$   
(d)  $\frac{\mu_0}{4\pi} i\Delta l \sin\theta$
67. A toroid has number of turns per unit length  $n$ , current  $i$  then the magnetic field is  
[RPET 2000]
- (a)  $\mu_0 ni$   
(b)  $\mu_0 n^2 i$   
(c)  $\mu_0 i / n$   
(d) None of these
68. Magnetic field due to a ring having  $n$  turns at a distance  $x$  on its axis is proportional to (if  $r$  = radius of ring)  
[RPET 2000]
- (a)  $\frac{r}{(x^2 + r^2)}$   
(b)  $\frac{r^2}{(x^2 + r^2)^{3/2}}$   
(c)  $\frac{nr^2}{(x^2 + r^2)^{3/2}}$   
(d)  $\frac{n^2 r^2}{(x^2 + r^2)^{3/2}}$
69.  $A$  and  $B$  are two concentric circular conductors of centre  $O$  and carrying currents  $i_1$  and  $i_2$  as shown in the adjacent figure. If ratio of their radii is  $1 : 2$  and ratio of the flux densities at  $O$  due to  $A$  and  $B$  is  $1 : 3$ , then the value of  $i_1 / i_2$  is  
[KCET 2000]
- 
- (a)  $\frac{1}{6}$   
(b)  $\frac{1}{4}$   
(c)  $\frac{1}{3}$   
(d)  $\frac{1}{2}$
70. A long straight wire carries an electric current of  $2 \text{ A}$ . The magnetic induction at a perpendicular distance of  $5 \text{ m}$  from the wire is
- (a)  $4 \times 10^{-8} \text{ T}$   
(b)  $8 \times 10^{-8} \text{ T}$   
(c)  $12 \times 10^{-8} \text{ T}$   
(d)  $16 \times 10^{-8} \text{ T}$
71. A straight wire carrying a current  $10 \text{ A}$  is bent into a semicircular arc of radius  $5 \text{ cm}$ . The magnitude of magnetic field at the center is
- (a)  $1.5 \times 10^{-5} \text{ T}$   
(b)  $3.14 \times 10^{-5} \text{ T}$   
(c)  $6.28 \times 10^{-5} \text{ T}$   
(d)  $19.6 \times 10^{-5} \text{ T}$
72. A long solenoid of length  $L$  has a mean diameter  $D$ . It has  $n$  layers of windings of  $N$  turns each. If it carries a current ' $i$ ' the magnetic field at its centre will be  
[MP PMT 2000]
- (a) Proportional to  $D$   
(b) Inversely proportional to  $D$   
(c) Independent of  $D$   
(d) Proportional to  $L$
73. A circular loop of radius  $0.0157 \text{ m}$  carries a current of  $2.0 \text{ amp}$ . The magnetic field at the centre of the loop is  
( $\mu_0 = 4\pi \times 10^{-7} \text{ weber / amp - m}$ )
- (a)  $1.57 \times 10^{-5} \text{ weber / m}^2$   
(b)  $8.0 \times 10^{-5} \text{ weber / m}^2$   
(c)  $2.5 \times 10^{-5} \text{ weber / m}^2$   
(d)  $3.14 \times 10^{-5} \text{ weber / m}^2$
74. A long solenoid has  $200$  turns per  $\text{cm}$  and carries a current of  $2.5 \text{ amps}$ . The magnetic field at its centre is ( $\mu_0 = 4\pi \times 10^{-7} \text{ weber / amp - m}$ )
- (a)  $3.14 \times 10^{-2} \text{ weber / m}^2$   
(b)  $6.28 \times 10^{-2} \text{ weber / m}^2$

(c)  $9.42 \times 10^{-2} \text{ weber/m}^2$

(d)  $12.56 \times 10^{-2} \text{ weber/m}^2$

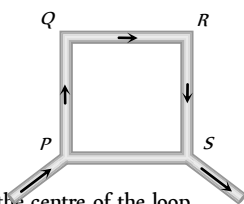
75. Two concentric coplanar circular loops of radii  $r_1$  and  $r_2$  carry currents of respectively  $i_1$  and  $i_2$  in opposite directions (one clockwise and the other anticlockwise.) The magnetic induction at the centre of the loops is half that due to  $i_1$  alone at the centre. If  $r_2 = 2r_1$ , the value of  $i_2/i_1$  is

[MP PET 2000]

- (a) 2 (b)  $1/2$   
(c)  $1/4$  (d) 1

76. PQRS is a square loop made of uniform conducting wire the current enters the loop at P and leaves at S. Then the magnetic field will be

[KCET 2000]



- (a) Maximum at the centre of the loop  
(b) Zero at the centre of loop  
(c) Zero at all points inside the loop  
(d) Zero at all points outside of the loop

77. Magnetic fields at two points on the axis of a circular coil at a distance of  $0.05\text{ m}$  and  $0.2\text{ m}$  from the centre are in the ratio 8 : 1. The radius of the coil is

[KCET 2002]

- (a)  $1.0\text{ m}$  (b)  $0.1\text{ m}$   
(c)  $0.15\text{ m}$  (d)  $0.2\text{ m}$

78. An electric current passes through a long straight wire. At a distance  $5\text{ cm}$  from the wire, The magnetic field is  $B$ . The field at  $20\text{ cm}$  from the wire would be

[CPMT 2001; Pb PET 2002]

- (a)  $\frac{B}{6}$  (b)  $\frac{B}{4}$   
(c)  $\frac{B}{3}$  (d)  $\frac{B}{2}$

79. A closely wound flat circular coil of 25 turns of wire has diameter of  $10\text{ cm}$  and carries a current of  $4\text{ ampere}$ . Determine the flux density at the centre of a coil

[AIIMS 2001]

- (a)  $1.679 \times 10^{-5} \text{ tesla}$  (b)  $2.028 \times 10^{-4} \text{ tesla}$   
(c)  $1.257 \times 10^{-3} \text{ tesla}$  (d)  $1.512 \times 10^{-6} \text{ tesla}$

80. The dimension of the magnetic field intensity  $B$  is

[MP PET 2001]

- (a)  $MLT^{-2}A^{-1}$  (b)  $MT^{-2}A^{-1}$   
(c)  $ML^2TA^{-2}$  (d)  $M^2LT^{-2}A^{-1}$

81. A current of  $2\text{ amp}$ . flows in a long, straight wire of radius  $2\text{ mm}$ . The intensity of magnetic field on the axis of the wire is

(a)  $\left(\frac{\mu_o}{\pi}\right) \times 10^3 \text{ Tesla}$  (b)  $\left(\frac{\mu_o}{2\pi}\right) \times 10^3 \text{ Tesla}$

(c)  $\left(\frac{2\mu_o}{\pi}\right) \times 10^3 \text{ Tesla}$  (d) Zero

82. The magnetic field at the centre of a circular coil of radius  $r$  carrying current  $I$  is  $B_1$ . The field at the centre of another coil of radius  $2r$  carrying same current  $I$  is  $B_2$ . The ratio  $\frac{B_1}{B_2}$  is

(a)  $\frac{1}{2}$  (b) 1

(c) 2 (d) 4

83. A current flows through an infinitely long straight wire. The magnetic field produced at a point  $1\text{ metres}$  away from it is

[MP PMT 2001]

(a)  $2 \times 10^{-3} \text{ Tesla}$  (b)  $\frac{2}{10} \text{ Tesla}$

(c)  $2 \times 10^{-7} \text{ Tesla}$  (d)  $2\pi \times 10^{-6} \text{ Tesla}$

84. Two infinitely long parallel wires carry equal current in same direction. The magnetic field at a mid point in between the two wires is

[MP PMT 2001]

- (a) Twice the magnetic field produced due to each of the wires  
(b) Half of the magnetic field produced due to each of the wires  
(c) Square of the magnetic field produced due to each of the wires  
(d) Zero

85. A wire in the form of a square of side ' $a$ ' carries a current  $i$ . Then the magnetic induction at the centre of the square wire is (Magnetic permeability of free space  $= \mu_o$ )

[EAMCET 2001]

(a)  $\frac{\mu_o i}{2\pi a}$  (b)  $\frac{\mu_o i\sqrt{2}}{\pi a}$

(c)  $\frac{2\sqrt{2}\mu_o i}{\pi a}$  (d)  $\frac{\mu_o i}{\sqrt{2}\pi a}$

86. What should be the current in a circular coil of radius  $5\text{ cm}$  to annul  $B_H = 5 \times 10^{-5} T$

[DCE 2001]

- (a)  $0.4\text{ A}$  (b)  $4\text{ A}$   
(c)  $40\text{ A}$  (d)  $1\text{ A}$

87. A current of  $0.1\text{ A}$  circulates around a coil of 100 turns and having a radius equal to  $5\text{ cm}$ . The magnetic field set up at the centre of the coil is ( $\mu = 4\pi \times 10^{-7} \text{ weber/amp-metre}$ )

[DPMT 2002]

- (a)  $2 \times 10^{-5} \text{ Tesla}$  (b)  $4 \times 10^{-5} \text{ Tesla}$   
(c)  $8\pi \times 10^{-5} \text{ Tesla}$  (d)  $4\pi \times 10^{-5} \text{ Tesla}$

88. An electron moving in a circular orbit of radius  $r$  makes  $n$  rotation per second. The magnetic field produced at the centre has a magnitude of

[KCET 2001; UPSEAT 2001, 02]

(a)  $\frac{\mu_o n e}{2r}$  (b)  $\frac{\mu_o n^2 e}{2r}$

(c)  $\frac{\mu_0 n e}{2\pi r}$

(d) Zero

89. A long solenoid has  $n$  turns per meter and current  $I$  A is flowing through it. The magnetic field at the ends of the solenoid is

(a)  $\frac{\mu_0 n I}{2}$

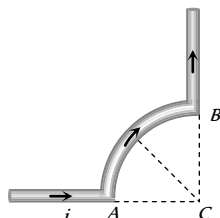
(b)  $\mu_0 n I$

(c) Zero

(d)  $2\mu_0 n I$

90. A wire carrying current  $i$  is shaped as shown. Section  $AB$  is a quarter circle of radius  $r$ . The magnetic field is directed

[KCET 2002]



- (a) At an angle  $\pi/4$  to the plane of the paper  
 (b) Perpendicular to the plane of the paper and directed in to the paper  
 (c) Along the bisector of the angle  $ACB$  towards  $AB$   
 (d) Along the bisector of the angle  $ACB$  away from  $AB$

91. Two long straight wires are set parallel to each other. Each carries a current  $i$  in the same direction and the separation between them is  $2r$ . The intensity of the magnetic field midway between them is

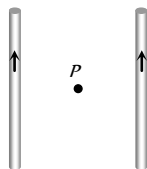
[Kerala PET 2002; DCE 2002]

(a)  $\mu_0 i/r$

(b)  $4\mu_0 i/r$

(c) Zero

(d)  $\mu_0 i/4r$



92. A magnetic field can be produced by [AIEEE 2002]

(a) A moving charge (b) A changing electric field

(c) None of these (d) Both of these

93. Unit of magnetic permeability is [AFMC 2002]

(a) Amp/metre

(b) Amp/ $m^2$ 

(c) Henry

(d) Henry/metre

94. A long straight wire carries a current of  $\pi$  amp. The magnetic field due to it will be  $5 \times 10^{-5}$  weber/ $m^2$  at what distance from the wire [ $\mu_0$  = permeability of air]

[MP PMT 2002]

(a)  $10^4 \mu_0$  metre

(b)  $\frac{10^4}{\mu_0}$  metre

(c)  $10^6 \mu_0$  metre

(d)  $\frac{10^6}{\mu_0}$  metre

95. When a certain length of wire is turned into one circular loop, the magnetic induction at the centre of coil due to some current flowing is  $B_1$ . If the same wire is turned into three loops to make a circular

coil, the magnetic induction at the center of this coil for the same current will be

[MP PMT 2002]

(a)  $B_1$

(b)  $9B_1$

[MP PMT 2001; MP PET 2002]

(c)  $3B_1$

(d)  $27B_1$

96. Gauss is unit of which quantity [MP PET 2002]

(a)  $H$ (b)  $B$ (c)  $\phi$ 

(d) 1

97. On connecting a battery to the two corners of a diagonal of a square conductor frame of side  $a$  the magnitude of the magnetic field at the centre will be [MP PET 2002]

(a) Zero

(b)  $\frac{\mu_0}{\pi a}$

(c)  $\frac{2\mu_0}{\pi a}$

(d)  $\frac{4\mu_0 i}{\pi a}$

98. The ratio of the magnetic field at the centre of a current carrying coil of the radius  $a$  and at a distance ' $a$ ' from centre of the coil and perpendicular to the axis of coil is

[MP PET 2002]

(a)  $\frac{1}{\sqrt{2}}$

(b)  $\sqrt{2}$

(c)  $\frac{1}{2\sqrt{2}}$

(d)  $2\sqrt{2}$

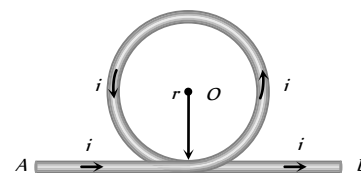
99. A part of a long wire carrying a current  $i$  is bent into a circle of radius  $r$  as shown in figure. The net magnetic field at the centre  $O$  of the circular loop is [UPSEAT 2002]

(a)  $\frac{\mu_0 i}{4r}$

(b)  $\frac{\mu_0 i}{2r}$

(c)  $\frac{\mu_0 i}{2\pi r}(\pi + 1)$

(d)  $\frac{\mu_0 i}{2\pi r}(\pi - 1)$



100. The current in the windings on a toroid is 2.0 A. There are 400 turns and the mean circumferential length is 40 cm. If the inside magnetic field is 1.0 T, the relative permeability is near to

(a) 100

(b) 200

(c) 300

(d) 400

101. "On flowing current in a conducting wire the magnetic field produces around it." It is a law of [RPET 2003]

(a) Lenz

(b) Ampere

(c) Ohm

(d) Maxwell

102. The magnetic field near a current carrying conductor is given by

(a) Coulomb's law

(b) Lenz' law

(c) Biot-savart's law

(d) Kirchoff's law

103. A current of 10 A is passing through a long wire which has semicircular loop of the radius 20 cm as shown in the figure. Magnetic field produced at the centre of the loop is

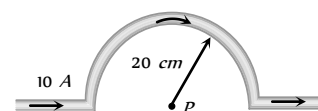
[Orissa JEE 2003]

(a)  $10 \mu T$

(b)  $5 \mu T$

(c)  $4 \mu T$

(d)  $2 \mu T$



104. A wire in the form of a circular loop of one turn carrying a current produces a magnetic field  $B$  at the centre. If the same wire is looped into a coil of two turns and carries the same current, the new value of magnetic induction at the centre is [CBSE 2002; KCET 2003]

(a)  $5B$  (b)  $3B$   
(c)  $2B$  (d)  $4B$

105. A long solenoid carrying a current produces a magnetic field  $B$  along its axis. If the current is doubled and the number of turns per  $cm$  is halved, the new value of the magnetic field is

[CBSE PMT 2003]

(a)  $B$  (b)  $2B$   
(c)  $4B$  (d)  $B/2$

106. A long straight wire carrying current of  $30A$  is placed in an external uniform magnetic field of induction  $4 \times 10^{-7}T$ . The magnetic field is acting parallel to the direction of current. The magnitude of the resultant magnetic induction in *tesla* at a point  $2.0\text{ cm}$  away from the wire is [EAMCET 2003]

(a)  $10^{-7}$  (b)  $3 \times 10^{-7}$   
(c)  $5 \times 10^{-7}$  (d)  $6 \times 10^{-7}$

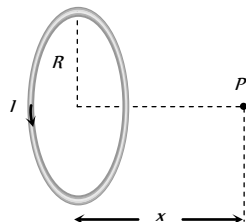
107. The earth's magnetic field at a given point is  $0.5 \times 10^{-5} \text{ Wb} \cdot \text{m}^{-2}$ . This field is to be annulled by magnetic induction at the center of a circular conducting loop of radius  $5.0\text{ cm}$ . The current required to be flown in the loop is nearly [AIIMS 2003]

(a)  $0.2\text{ A}$  (b)  $0.4\text{ A}$   
(c)  $4\text{ A}$  (d)  $40\text{ A}$

108. A coil having  $N$  turns carry a current  $I$  as shown in the figure. The magnetic field intensity at point  $P$  is

[BHU 2003; CPMT 2004]

- (a)  $\frac{\mu_0 N I R^2}{2(R^2 + x^2)^{3/2}}$   
(b)  $\frac{\mu_0 N I}{2R}$   
(c)  $\frac{\mu_0 N I R^2}{(R + x)^2}$   
(d) Zero



109. Two similar coils are kept mutually perpendicular such that their centres coincide. At the centre, find the ratio of the magnetic field due to one coil and the resultant magnetic field by both coils, if the same current is flown

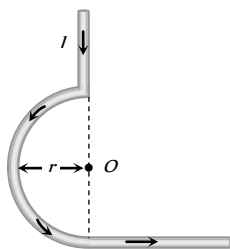
[BHU 2003; CPMT 2004]

- (a)  $1 : \sqrt{2}$  (b)  $1 : 2$   
(c)  $2 : 1$  (d)  $\sqrt{3} : 1$

110. In the figure, what is the magnetic field at the point  $O$

[MP PMT 2004]

- (a)  $\frac{\mu_0 I}{4\pi r}$   
(b)  $\frac{\mu_0 I}{4\pi r} + \frac{\mu_0 I}{2\pi r}$   
(c)  $\frac{\mu_0 I}{4r} + \frac{\mu_0 I}{4\pi r}$   
(d)  $\frac{\mu_0 I}{4r} - \frac{\mu_0 I}{4\pi r}$



111. The magnetic moment of a current ( $i$ ) carrying circular coil of radius ( $r$ ) and number of turns ( $n$ ) varies as [AIIMS 2004]

(a)  $1/r$  (b)  $1/r$   
(c)  $r$  (d)  $r$

112. A current flows in a conductor from east to west. The direction of the magnetic field at a points above the conductor is ....

(a) Towards north (b) Towards south  
(c) Towards east (d) Towards west

113. A long wire carries a steady current. It is bent into a circle of one turn and the magnetic field at the centre of the coil is  $B$ . It is then bent into a circular loop of  $n$  turns. The magnetic field at the centre of the coil will be [AIEEE 2004]

(a)  $nB$  (b)  $nB$   
(c)  $2nB$  (d)  $2nB$

114. The magnetic field due to a current carrying circular loop of radius  $3\text{ cm}$  at a point on the axis at a distance of  $4\text{ cm}$  from the centre is  $54\text{ }\mu\text{T}$ . What will be its value at the centre of the loop

(a)  $250\text{ }\mu\text{T}$  (b)  $150\text{ }\mu\text{T}$   
(c)  $125\text{ }\mu\text{T}$  (d)  $75\text{ }\mu\text{T}$

115. The magnetic induction at the centre of a current carrying circular of coil radius  $r$ , is [J & K CET 2004]

(a) Directly proportional to  $r$   
(b) Inversely proportional  $r$   
(c) Directly proportional to  $r$   
(d) Inversely proportional to  $r$

116. The current is flowing in south direction along a power line. The direction of magnetic field above the power line (neglecting earth's field) is

[Pb. PMT 2004; Kerala PMT 2004]

(a) South (b) East  
(c) North (d) West

117. Two wires of same length are shaped into a square and a circle. If they carry same current, ratio of the magnetic moment is

(a)  $2 : \pi$  (b)  $\pi : 2$   
(c)  $\pi : 4$  (d)  $4 : \pi$

118. When the current flowing in a circular coil is doubled and the number of turns of the coil in it is halved, the magnetic field at its centre will become [DPMT 2003]

(a) Four times (b) Same  
(c) Half (d) Double

119. An electron is revolving round a proton, producing a magnetic field of  $16\text{ weber/m}$  in a circular orbit of radius  $1\text{ }\text{\AA}$ . It's angular velocity will be [RPMT 2002]

(a)  $10\text{ rad/sec}$  (b)  $1/2\pi \times 10^6\text{ rad/sec}$   
(c)  $2\pi \times 10^6\text{ rad/sec}$  (d)  $4\pi \times 10^6\text{ rad/sec}$

120.  $20\text{ ampere}$  current is flowing in a long straight wire. The intensity of magnetic field at a distance  $10\text{ cm}$  from the wire will be

(a)  $4 \times 10^{-7}\text{ Wb/m}$  (b)  $9 \times 10^{-7}\text{ Wb/m}$   
(c)  $8 \times 10^{-7}\text{ Wb/m}$  (d)  $6 \times 10^{-7}\text{ Wb/m}$

121. The field due to a long straight wire carrying a current  $I$  is proportional to [MP PMT 1993]

(a)  $I$  (b)  $I^3$   
(c)  $\sqrt{I}$  (d)  $1/I$

122. Two concentric coils each of radius equal to  $2\pi\text{ cm}$  are placed at right angles to each other.  $3\text{ ampere}$  and  $4\text{ ampere}$  are the currents flowing in each coil respectively. The magnetic induction in

$\text{Weber}/m^2$  at the centre of the coils will be  
 $(\mu_0 = 4\pi \times 10^{-7} \text{ Wb/A.m})$  [AIEEE 2005]

- (a)  $5 \times 10^{-5}$  (b)  $7 \times 10^{-5}$   
 (c)  $12 \times 10^{-5}$  (d)  $10^{-5}$

123. A wire carrying current  $I$  and other carrying  $2I$  in the same direction produces a magnetic field  $B$  at the mid point. What will be the field when  $2I$  wire is switched off [AFMC 2005]

- (a)  $B/2$  (b)  $2B$   
 (c)  $B$  (d)  $4B$

124. Two long parallel wires  $P$  and  $Q$  are both perpendicular to the plane of the paper with distance  $5 \text{ m}$  between them. If  $P$  and  $Q$  carry current of  $2.5 \text{ amp}$  and  $5 \text{ amp}$  respectively in the same direction, then the magnetic field at a point half way between the wires is

- (a)  $\frac{\sqrt{3}\mu_0}{2\pi}$  (b)  $\frac{\mu_0}{\pi}$   
 (c)  $\frac{3\mu_0}{2\pi}$  (d)  $\frac{\mu_0}{2\pi}$   
 (e)  $\frac{\sqrt{3}\mu_0}{\pi}$

125. The direction of magnetic lines of force produced by passing a direct current in a conductor is given by [J & K CET 2005]

- (a) Lenz's law (b) Fleming's left hand rule  
 (c) Right hand palm rule (d) Maxwell's law

126. For the magnetic field to be maximum due to a small element of current carrying conductor at a point, the angle between the element and the line joining the element to the given point must be

- (a)  $0^\circ$  (b)  $90^\circ$   
 (c)  $180^\circ$  (d)  $45^\circ$

### Motion of Charged Particle In Magnetic Field

1. A proton moving with a constant velocity passes through a region of space without any change in its velocity. If  $\vec{E}$  and  $\vec{B}$  represent the electric and magnetic fields respectively, then this region of space may have

[IIT-JEE 1985; AMU 1995; AFMC 2001;  
 Roorkee 2000; AMU (Med.) 2000]

- (a)  $E = 0, B = 0$  (b)  $E = 0, B \neq 0$   
 (c)  $E \neq 0, B = 0$  (d)  $E \neq 0, B \neq 0$

2. A uniform electric field and a uniform magnetic field are produced, pointed in the same direction. An electron is projected with its velocity pointing in the same direction

[NCERT 1980; CBSE PMT 1993; JIPMER 1997;  
 AIEEE 2005]

- (a) The electron will turn to its right  
 (b) The electron will turn to its left  
 (c) The electron velocity will increase in magnitude  
 (d) The electron velocity will decrease in magnitude

3. Two particles  $X$  and  $Y$  having equal charges, after being accelerated through the same potential difference, enter a region of uniform

magnetic field and describes circular path of radius  $R_1$  and  $R_2$  respectively. The ratio of mass of  $X$  to that of  $Y$  is [IIT-JEE 1988; CBSE PMT 1995; M

- (a)  $\left(\frac{R_1}{R_2}\right)^{1/2}$  (b)  $\frac{R_2}{R_1}$   
 (c)  $\left(\frac{R_1}{R_2}\right)^2$  (d)  $\frac{R_1}{R_2}$

4. A beam of ions with velocity  $2 \times 10^5 \text{ m/s}$  enters normally into a uniform magnetic field of  $4 \times 10^{-2} \text{ tesla}$ . If the specific charge of the ion is  $5 \times 10^7 \text{ C/kg}$ , then the radius of the circular path described will be [NCERT 1983; BVP 2003]

- (a)  $0.16 \text{ m}$  (b)  $0.16 \text{ m}$   
 (c)  $0.20 \text{ m}$  (d)  $0.25 \text{ m}$

5. The radius of curvature of the path of the charged particle in a uniform magnetic field is directly proportional to [MNR 1995; UPSEAT 1999, 2000]

- (a) The charge on the particle  
 (b) The momentum of the particle  
 (c) The energy of the particle  
 (d) The intensity of the field

6. An electron has mass  $9 \times 10^{-31} \text{ kg}$  and charge  $1.6 \times 10^{-19} \text{ C}$  is moving with a velocity of  $10^6 \text{ m/s}$ , enters a region where magnetic field exists. If it describes a circle of radius  $0.10 \text{ m}$ , the intensity of magnetic field must be

[NCERT 1982; CPMT 1989; DCE 2005]

- (a)  $1.8 \times 10^{-4} \text{ T}$  (b)  $5.6 \times 10^{-5} \text{ T}$   
 (c)  $14.4 \times 10^{-5} \text{ T}$  (d)  $1.3 \times 10^{-6} \text{ T}$

7. A proton (mass  $m$  and charge  $+e$ ) and an  $\alpha$ -particle (mass  $4m$  and charge  $+2e$ ) are projected with the same kinetic energy at right angles to the uniform magnetic field. Which one of the following statements will be true [NCERT 1983]

- (a) The  $\alpha$ -particle will be bent in a circular path with a small radius that for the proton  
 (b) The radius of the path of the  $\alpha$ -particle will be greater than that of the proton  
 (c) The  $\alpha$ -particle and the proton will be bent in a circular path with the same radius  
 (d) The  $\alpha$ -particle and the proton will go through the field in a straight line

8. A charged particle moving in a magnetic field experiences a resultant force [MP PMT 1994]

- (a) In the direction of field  
 (b) In the direction opposite to that field  
 (c) In the direction perpendicular to both the field and its velocity  
 (d) None of the above

9. If the direction of the initial velocity of the charged particle is perpendicular to the magnetic field, then the orbit will be

or

The path executed by a charged particle whose motion is perpendicular to magnetic field is

[MP PMT 1993; CPMT 1996]

- (a) A straight line (b) An ellipse  
 (c) A circle (d) A helix

10. If the direction of the initial velocity of the charged particle is neither along nor perpendicular to that of the magnetic field, then the orbit will be [MP PET 1993]  
 (a) A straight line (b) An ellipse  
 (c) A circle (d) A helix
11. Particles having positive charges occasionally come with high velocity from the sky towards the earth. On account of the magnetic field of earth, they would be deflected towards the  
 (a) North (b) South  
 (c) East (d) West
12. A 2 MeV proton is moving perpendicular to a uniform magnetic field of 2.5 tesla. The force on the proton is [CPMT 1989]  
 (a)  $2.5 \times 10^{-10} \text{ N}$  (b)  $7.6 \times 10^{-11} \text{ N}$   
 (c)  $2.5 \times 10^{-11} \text{ N}$  (d)  $7.6 \times 10^{-12} \text{ N}$
13. A charged particle moves with velocity  $\vec{v}$  in a uniform magnetic field  $\vec{B}$ . The magnetic force experienced by the particle is  
 (a) Always zero  
 (b) Never zero  
 (c) Zero, if  $\vec{B}$  and  $\vec{v}$  are perpendicular  
 (d) Zero, if  $\vec{B}$  and  $\vec{v}$  are parallel
14. A proton is moving along Z-axis in a magnetic field. The magnetic field is along X-axis. The proton will experience a force along  
 (a) X-axis (b) Y-axis  
 (c) Z-axis (d) Negative Z-axis
15. A proton of mass  $m$  and charge  $+e$  is moving in a circular orbit in a magnetic field with energy 1 MeV. What should be the energy of  $\alpha$ -particle (mass =  $4m$  and charge =  $+2e$ ), so that it can revolve in the path of same radius [BHU 1997]  
 (a) 1 MeV (b) 4 MeV  
 (c) 2 MeV (d) 0.5 MeV
16. An electron is moving with a speed of  $10^8 \text{ m/sec}$  perpendicular to a uniform magnetic field of intensity  $B$ . Suddenly intensity of the magnetic field is reduced to  $B/2$ . The radius of the path becomes from the original value of  $r$  [MP PET 1993]  
 (a) No change (b) Reduces to  $r/2$   
 (c) Increases to  $2r$  (d) Stops moving
17. A proton and an  $\alpha$ -particle enter a uniform magnetic field perpendicularly with the same speed. If proton takes  $25 \mu \text{ sec}$  to make 5 revolutions, then the periodic time for the  $\alpha$ -particle would be [MP PET 1993]  
 (a)  $50 \mu \text{ sec}$  (b)  $25 \mu \text{ sec}$   
 (c)  $10 \mu \text{ sec}$  (d)  $5 \mu \text{ sec}$
18. A proton (mass =  $1.67 \times 10^{-27} \text{ kg}$  and charge =  $1.6 \times 10^{-19} \text{ C}$ ) enters perpendicular to a magnetic field of intensity 2 weber /  $\text{m}^2$  with a velocity  $3.4 \times 10^7 \text{ m/sec}$ . The acceleration of the proton should be [DPMT 1999]  
 (a)  $6.5 \times 10^{15} \text{ m/sec}^2$  (b)  $6.5 \times 10^{13} \text{ m/sec}^2$   
 (c)  $6.5 \times 10^{11} \text{ m/sec}^2$  (d)  $6.5 \times 10^9 \text{ m/sec}^2$
19. An  $\alpha$ -particle travels in a circular path of radius 0.45 m in a magnetic field  $B = 1.2 \text{ Wb/m}^2$  with a speed of  $2.6 \times 10^7 \text{ m/sec}$ . The period of revolution of the  $\alpha$ -particle is  
 (a)  $1.1 \times 10^{-5} \text{ sec}$  (b)  $1.1 \times 10^{-6} \text{ sec}$   
 (c)  $1.1 \times 10^{-7} \text{ sec}$  (d)  $1.1 \times 10^{-8} \text{ sec}$
20. A uniform magnetic field  $B$  is acting from south to north and is of magnitude  $1.5 \text{ Wb/m}^2$ . If a proton having mass =  $1.7 \times 10^{-27} \text{ kg}$  and charge =  $1.6 \times 10^{-19} \text{ C}$  moves in this field vertically downwards with energy 5 MeV, then the force acting on it will be [NCERT 1972]  
 (a)  $7.4 \times 10^{12} \text{ N}$  (b)  $7.4 \times 10^{-12} \text{ N}$   
 (c)  $7.4 \times 10^{19} \text{ N}$  (d)  $7.4 \times 10^{-19} \text{ N}$
21. A strong magnetic field is applied on a stationary electron, then [BIT 1989; MP PET 1993]  
 (a) The electron moves in the direction of the field  
 (b) The electron moves in an opposite direction  
 (c) The electron remains stationary  
 (d) The electron starts spinning
22. A uniform magnetic field acts at right angles to the direction of motion of electrons. As a result, the electron moves in a circular path of radius 2 cm. If the speed of the electrons is doubled, then the radius of the circular path will be [CBSE PMT 1991]  
 (a) 2.0 cm (b) 0.5 cm  
 (c) 4.0 cm (d) 1.0 cm
23. A deuteron of kinetic energy 50 keV is describing a circular orbit of radius 0.5 metre in a plane perpendicular to magnetic field  $\vec{B}$ . The kinetic energy of the proton that describes a circular orbit of radius 0.5 metre in the same plane with the same  $\vec{B}$  is  
 (a) 25 keV (b) 50 keV  
 (c) 200 keV (d) 100 keV
24. If a proton is projected in a direction perpendicular to a uniform magnetic field with velocity  $\vec{v}$  and an electron is projected along the lines of force, what will happen to proton and electron  
 (a) The electron will travel along a circle with constant speed and the proton will move along a straight line  
 (b) Proton will move in a circle with constant speed and there will be no effect on the motion of electron  
 (c) There will not be any effect on the motion of electron and proton  
 (d) The electron and proton both will follow the path of a parabola
25. An electron is travelling horizontally towards east. A magnetic field in vertically downward direction exerts a force on the electron along  
 (a) East (b) West  
 (c) North (d) South
26. Lorentz force can be calculated by using the formula [MP PET 1994, 2002, 03; CBSE PMT 2002]  
 (a)  $\vec{F} = q(\vec{E} + \vec{v} \times \vec{B})$  (b)  $\vec{F} = q(\vec{E} - \vec{v} \times \vec{B})$   
 (c)  $\vec{F} = q(\vec{E} + \vec{v} \cdot \vec{B})$  (d)  $\vec{F} = q(\vec{E} \times \vec{B} + \vec{v})$
27. A magnetic field [MP PET 1994; Pb PMT 2003]  
 (a) Always exerts a force on a charged particle  
 (b) Never exerts a force on a charged particle  
 (c) Exerts a force, if the charged particle is moving across the magnetic field lines  
 (d) Exerts a force, if the charged particle is moving along the magnetic field lines

28. A proton enters a magnetic field of flux density  $1.5 \text{ weber} / \text{m}^2$  with a velocity of  $2 \times 10^7 \text{ m/sec}$  at an angle of  $30^\circ$  with the field. The force on the proton will be  
[MP PET 1994 ; Pb. PMT 2004]
- (a)  $2.4 \times 10^{-12} \text{ N}$  (b)  $0.24 \times 10^{-12} \text{ N}$   
(c)  $24 \times 10^{-12} \text{ N}$  (d)  $0.024 \times 10^{-12} \text{ N}$
29. If a particle of charge  $10^{-12} \text{ coulomb}$  moving along the  $\hat{x}$  - direction with a velocity  $10^5 \text{ m/s}$  experiences a force of  $10^{-10} \text{ newton}$  in  $\hat{y}$  - direction due to magnetic field, then the minimum magnetic field is  
[MP PMT 1994]
- (a)  $6.25 \times 10^3 \text{ tesla}$  in  $\hat{z}$  - direction  
(b)  $10^{-15} \text{ tesla}$  in  $\hat{z}$  - direction  
(c)  $6.25 \times 10^{-3} \text{ tesla}$  in  $\hat{z}$  - direction  
(d)  $10^{-3} \text{ tesla}$  in  $\hat{z}$  - direction
30. If a proton, deuteron and  $\alpha$  - particle on being accelerated by the same potential difference enters perpendicular to the magnetic field, then the ratio of their kinetic energies is  
[MP PMT 2003; J & K CET 2005]
- (a)  $1 : 2 : 2$  (b)  $2 : 2 : 1$   
(c)  $1 : 2 : 1$  (d)  $1 : 1 : 2$
31. Which of the following statement is true  
[Manipal MEE 1995]
- (a) The presence of a large magnetic flux through a coil maintains a current in the coil if the circuit is continuous  
(b) A coil of a metal wire kept stationary in a non-uniform magnetic field has an e.m.f. induced in it  
(c) A charged particle enters a region of uniform magnetic field at an angle of  $85^\circ$  to the magnetic lines of force; the path of the particle is a circle  
(d) There is no change in the energy of a charged particle moving in a magnetic field although a magnetic force is acting on it
32. An electron and a proton enter region of uniform magnetic field in a direction at right angles to the field with the same kinetic energy. They describe circular paths of radius  $r_e$  and  $r_p$  respectively. Then
- (a)  $r_e = r_p$   
(b)  $r_e < r_p$   
(c)  $r_e > r_p$   
(d)  $r_e$  may be less than or greater than  $r_p$  depending on the direction of the magnetic field
33. A proton of mass  $1.67 \times 10^{-27} \text{ kg}$  and charge  $1.6 \times 10^{-19} \text{ C}$  is projected with a speed of  $2 \times 10^6 \text{ m/s}$  at an angle of  $60^\circ$  to the  $X$  - axis. If a uniform magnetic field of  $0.104 \text{ Tesla}$  is applied along  $Y$  - axis, the path of proton is  
[IIT-JEE 1995]
- (a) A circle of radius =  $0.2 \text{ m}$  and time period  $\pi \times 10^{-7} \text{ s}$   
(b) A circle of radius =  $0.1 \text{ m}$  and time period  $2\pi \times 10^{-7} \text{ s}$   
(c) A helix of radius =  $0.1 \text{ m}$  and time period  $2\pi \times 10^{-7} \text{ s}$   
(d) A helix of radius =  $0.2 \text{ m}$  and time period  $4\pi \times 10^{-7} \text{ s}$
34. A proton and a deuteron both having the same kinetic energy, enter perpendicularly into a uniform magnetic field  $B$ . For motion of proton and deuteron on circular path of radius  $R_p$  and  $R_d$  respectively, the correct statement is  
[MP PET 1995]
- (a)  $R_d = \sqrt{2} R_p$  (b)  $R_d = R_p / \sqrt{2}$   
(c)  $R_d = R_p$  (d)  $R_d = 2R_p$
35. A proton (or charged particle) moving with velocity  $v$  is acted upon by electric field  $E$  and magnetic field  $B$ . The proton will move undeflected if  
[MP PMT 1995, 2003; UPSEAT 2002; DPMT 2003]
- (a)  $E$  is perpendicular to  $B$   
(b)  $E$  is parallel to  $v$  and perpendicular to  $B$   
(c)  $E$ ,  $B$  and  $v$  are mutually perpendicular and  $v = \frac{E}{B}$   
(d)  $E$  and  $B$  both are parallel to  $v$
36. A proton and an electron both moving with the same velocity  $v$  enter into a region of magnetic field directed perpendicular to the velocity of the particles. They will now move in circular orbits such that  
[MP PMT 1995]
- (a) Their time periods will be same  
(b) The time period for proton will be higher  
(c) The time period for electron will be higher  
(d) Their orbital radii will be same
37. A charge  $+Q$  is moving upwards vertically. It enters a magnetic field directed to the north. The force on the charge will be towards  
[MP PMT 1995; AIIMS 1995]
- (a) North (b) South  
(c) East (d) West
38. An electron is moving on a circular path of radius  $r$  with speed  $v$  in a transverse magnetic field  $B$ .  $e/m$  for it will be  
[MP PMT 2003]
- (a)  $\frac{v}{B r}$  (b)  $\frac{B}{r v}$   
(c)  $B v r$  (d)  $\frac{v r}{B}$
39. A beam of well collimated cathode rays travelling with a speed of  $5 \times 10^6 \text{ ms}^{-1}$  enter a region of mutually perpendicular electric and magnetic fields and emerge undeviated from this region. If  $|B| = 0.02 \text{ T}$ , the magnitude of the electric field is
- (a)  $10^5 \text{ Vm}^{-1}$  (b)  $2.5 \times 10^8 \text{ Vm}^{-1}$   
(c)  $1.25 \times 10^{10} \text{ Vm}^{-1}$  (d)  $2 \times 10^3 \text{ Vm}^{-1}$
40. An electron having charge  $1.6 \times 10^{-19} \text{ C}$  and mass  $9 \times 10^{-31} \text{ kg}$  is moving with  $4 \times 10^6 \text{ ms}^{-1}$  speed in a magnetic field  $2 \times 10^{-1} \text{ tesla}$  in a circular orbit. The force acting on electron and the radius of the circular orbit will be  
[MP PET 1996; JIPMER 2000; BVP 2003]
- (a)  $12.8 \times 10^{-13} \text{ N}$ ,  $1.1 \times 10^{-4} \text{ m}$

(b)  $1.28 \times 10^{-14} \text{ N}, 1.1 \times 10^{-3} \text{ m}$

(c)  $1.28 \times 10^{-13} \text{ N}, 1.1 \times 10^{-3} \text{ m}$

(d)  $1.28 \times 10^{-13} \text{ N}, 1.1 \times 10^{-4} \text{ m}$

41. An electron enters a magnetic field whose direction is perpendicular to the velocity of the electron. Then

[MP PMT 1996; CBSE PMT 2003]

- (a) The speed of the electron will increase  
 (b) The speed of the electron will decrease  
 (c) The speed of the electron will remain the same  
 (d) The velocity of the electron will remain the same

42. An electron is moving in the north direction. It experiences a force in vertically upward direction. The magnetic field at the position of the electron is in the direction of

[MP PET 2003]

- (a) East (b) West  
 (c) North (d) South

43. A current carrying long solenoid is placed on the ground with its axis vertical. A proton is falling along the axis of the solenoid with a velocity  $v$ . When the proton enters into the solenoid, it will

- (a) Be deflected from its path  
 (b) Be accelerated along the same path  
 (c) Be decelerated along the same path  
 (d) Move along the same path with no change in velocity

44. A charged particle of mass  $m$  and charge  $q$  describes circular motion of radius  $r$  in a uniform magnetic field of strength  $B$ . The frequency of revolution is

[MP PET 1997; RPET 2001]

- (a)  $\frac{Bq}{2\pi m}$  (b)  $\frac{Bq}{2\pi m}$   
 (c)  $\frac{2\pi m}{Bq}$  (d)  $\frac{Bm}{2\pi q}$

45. An electron is accelerated by a potential difference of 12000 volts. It then enters a uniform magnetic field of  $10^{-3} \text{ T}$  applied perpendicular to the path of electron. Find the radius of path. Given mass of electron  $= 9 \times 10^{-31} \text{ kg}$  and charge on electron  $= 1.6 \times 10^{-19} \text{ C}$

[MP PET 1997]

- (a) 36.7 m (b) 36.7 cm  
 (c) 3.67 m (d) 3.67 cm

46. The charge on a particle  $Y$  is double the charge on particle  $X$ . These two particles  $X$  and  $Y$  after being accelerated through the same potential difference enter a region of uniform magnetic field and describe circular paths of radii  $R_1$  and  $R_2$  respectively. The ratio of the mass of  $X$  to that of  $Y$  is

[MP PET 1997]

- (a)  $\left(\frac{2R_1}{R_2}\right)^2$  (b)  $\left(\frac{R_1}{2R_2}\right)^2$   
 (c)  $\frac{R_1^2}{2R_2^2}$  (d)  $\frac{2R_1}{R_2}$

47. A particle with  $10^{-11} \text{ coulomb}$  of charge and  $10^{-7} \text{ kg}$  mass is moving with a velocity of  $10^8 \text{ m/s}$  along the  $y$ -axis. A uniform static magnetic field  $B = 0.5 \text{ Tesla}$  is acting along the  $x$ -direction. The force on the particle is

[MP PMT 1997]

- (a)  $5 \times 10^{-11} \text{ N}$  along  $\hat{i}$  (b)  $5 \times 10^3 \text{ N}$  along  $\hat{k}$   
 (c)  $5 \times 10^{-11} \text{ N}$  along  $-\hat{j}$  (d)  $5 \times 10^{-4} \text{ N}$  along  $-\hat{k}$

48. A particle of charge  $q$  and mass  $m$  moving with a velocity  $v$  along the  $x$ -axis enters the region  $x > 0$  with uniform magnetic field  $B$  along the  $\hat{k}$  direction. The particle will penetrate in this region in the  $x$ -direction upto a distance  $d$  equal to

- (a) Zero (b)  $\frac{mv}{qB}$   
 (c)  $\frac{2mv}{qB}$  (d) Infinity

49. A charged particle is moving with velocity  $v$  in a magnetic field of induction  $B$ . The force on the particle will be maximum when

- (a)  $v$  and  $B$  are in the same direction  
 (b)  $v$  and  $B$  are in opposite directions  
 (c)  $v$  and  $B$  are perpendicular  
 (d)  $v$  and  $B$  are at an angle of  $45^\circ$

50. A charged particle enters a magnetic field  $H$  with its initial velocity making an angle of  $45^\circ$  with  $H$ . The path of the particle will be

[MP PET 1999]

- (a) A straight line (b) A circle  
 (c) An ellipse (d) A helix

51. An electron and a proton enter a magnetic field perpendicularly. Both have same kinetic energy. Which of the following is true

- (a) Trajectory of electron is less curved  
 (b) Trajectory of proton is less curved  
 (c) Both trajectories are equally curved  
 (d) Both move on straight-line path

52. A charged particle moves in a uniform magnetic field. The velocity of the particle at some instant makes an acute angle with the magnetic field. The path of the particle will be

[MP PMT 1999]

- (a) A straight line  
 (b) A circle  
 (c) A helix with uniform pitch  
 (d) A helix with non-uniform pitch

53. An electron is moving along positive  $x$ -axis. To get it moving on an anticlockwise circular path in  $x$ - $y$  plane, a magnetic field is applied

- (a) Along positive  $y$ -axis (b) Along positive  $z$ -axis  
 (c) Along negative  $y$ -axis (d) Along negative  $z$ -axis

54. A moving charge will gain energy due to the application of

[CPMT 1999]

- (a) Electric field (b) Magnetic field  
 (c) Both of these (d) None of these

55. A proton, a deuteron and an  $\alpha$ -particle having the same kinetic energy are moving in circular trajectories in a constant magnetic field. If  $r_p, r_d$  and  $r_\alpha$  denote respectively the radii of the trajectories of these particles, then

[IIT 1997 Re-Exam]

- (a)  $r_\alpha = r_p < r_d$  (b)  $r_\alpha > r_d > r_p$   
 (c)  $r_\alpha = r_d > r_p$  (d)  $r_p = r_d = r_\alpha$

56. When a magnetic field is applied in a direction perpendicular to the direction of cathode rays, then their

[EAMCET 1994; BHU 2005]

- (a) Energy decreases  
 (b) Energy increases  
 (c) Momentum increases  
 (d) Momentum and energy remain unchanged

57. A charge moves in a circle perpendicular to a magnetic field. The time period of revolution is independent of

[RPET 1997; AIEEE 2002]

- (a) Magnetic field (b) Charge  
 (c) Mass of the particle (d) Velocity of the particle

58. A proton of energy 200 MeV enters the magnetic field of 5 T. If direction of field is from south to north and motion is upward, the force acting on it will be

[RPET 1997]

- (a) Zero (b)  $1.6 \times 10^{-10} \text{ N}$   
 (c)  $3.2 \times 10^{-8} \text{ N}$  (d)  $1.6 \times 10^{-6} \text{ N}$

59. An electron enters a region where magnetic ( $B$ ) and electric ( $E$ ) fields are mutually perpendicular to one another, then

[CBSE PMT1993]

- (a) It will always move in the direction of  $B$   
 (b) It will always move in the direction of  $E$   
 (c) It always possess circular motion  
 (d) It can go undeflected also

60. A charge moving with velocity  $v$  in  $X$ -direction is subjected to a field of magnetic induction in the negative  $X$ -direction. As a result, the charge will

[CBSE PMT1993]

- (a) Remain unaffected  
 (b) Start moving in a circular path  $Y$ - $Z$  plane  
 (c) Retard along  $X$ -axis  
 (d) Move along a helical path around  $X$ -axis

61. An electron and a proton with equal momentum enter perpendicularly into a uniform magnetic field, then

[BHU 1997; AIEEE 2002; MH CET (Med.) 2000]

- (a) The path of proton shall be more curved than that of electron  
 (b) The path of proton shall be less curved than that of electron  
 (c) Both are equally curved  
 (d) Path of both will be straight line

62. A positively charged particle moving due east enters a region of uniform magnetic field directed vertically upwards. The particle will

- (a) Get deflected vertically upwards  
 (b) Move in a circular orbit with its speed increased  
 (c) Move in a circular orbit with its speed unchanged  
 (d) Continue to move due east

63. A particle moving in a magnetic field increases its velocity, then its radius of the circle

[BHU 1998]

- (a) Decreases (b) Increases  
 (c) Remains the same (d) Becomes half

64. A particle is moving in a uniform magnetic field, then

[BHU 1998]

- (a) Its momentum changes but total energy remains the same  
 (b) Both momentum and total energy remain the same  
 (c) Both will change  
 (d) Total energy changes but momentum remains the same

65. If an electron is going in the direction of magnetic field  $\vec{B}$  with the velocity of  $\vec{v}$  then the force on electron is

[RPMT 1999]

- (a) Zero (b)  $e(\vec{v} \cdot \vec{B})$   
 (c)  $e(\vec{v} \times \vec{B})$  (d) None of these

66. One proton beam enters a magnetic field of  $10^{-4} \text{ T}$  normally. Specific charge =  $10^{11} \text{ C/kg}$ . velocity =  $10^7 \text{ m/s}$ . What is the radius of the circle described by it

[DCE 1999]

- (a) 0.1 m (b) 1 m  
 (c) 10 m (d) None of these

67. In a cyclotron, the angular frequency of a charged particle is independent of

[CPMT 1999]

- (a) Mass (b) Speed  
 (c) Charge (d) Magnetic field

68. A charged particle is moving in a uniform magnetic field in a circular path. Radius of circular path is  $R$ . When energy of particle is doubled, then new radius will be

[CPMT 1999; Pb. PET 2002]

- (a)  $R\sqrt{2}$  (b)  $R\sqrt{3}$   
 (c)  $2R$  (d)  $3R$

69. The radius of curvature of the path of a charged particle moving in a static uniform magnetic field is

[Roorkee 1999]

- (a) Directly proportional to the magnitude of the charge on the particle  
 (b) Directly proportional to the magnitude of the linear momentum of the particle  
 (c) Directly proportional to the kinetic energy of the particle  
 (d) Inversely proportional to the magnitude of the magnetic field

70. A proton moving with a velocity,  $2.5 \times 10^7 \text{ m/s}$ , enters a magnetic field of intensity  $2.5 \text{ T}$  making an angle  $30^\circ$  with the magnetic field. The force on the proton is

[AFMC 2000; CBSE PMT 2000]

- (a)  $3 \times 10^{-12} \text{ N}$  (b)  $5 \times 10^{-12} \text{ N}$   
 (c)  $6 \times 10^{-12} \text{ N}$  (d)  $9 \times 10^{-12} \text{ N}$

71. Maximum kinetic energy of the positive ion in the cyclotron is

- (a)  $\frac{q^2 B r_0}{2m}$  (b)  $\frac{q B^2 r_o}{2m}$   
 (c)  $\frac{q^2 B^2 r_0^2}{2m}$  (d)  $\frac{q B r_0}{2m^2}$

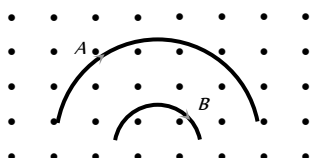
[CBSE PMT 1997]

72. A charge  $q$  is moving in a magnetic field then the magnetic force does not depend upon

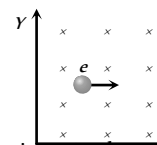
[RPET 2000]

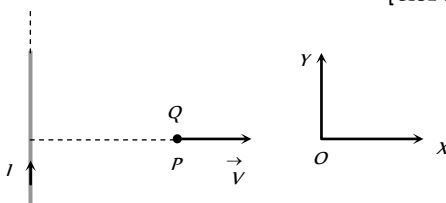
- (a) Charge (b) Mass  
 (c) Velocity (d) Magnetic field

73. An electron is travelling in east direction and a magnetic field is applied in upward direction then electron will deflect in

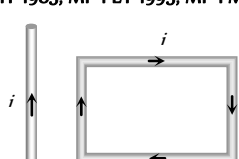
- (a) South (b) North  
(c) West (d) East
74. A charge of  $1\text{C}$  is moving in a magnetic field of  $0.5\text{ Tesla}$  with a velocity of  $10\text{m/sec}$  Perpendicular to the field. Force experienced is  
(a)  $5\text{ N}$  (b)  $10\text{ N}$   
(c)  $0.5\text{ N}$  (d)  $0\text{ N}$
75. An electron of mass  $m$  and charge  $q$  is travelling with a speed  $v$  along a circular path of radius  $r$  at right angles to a uniform of magnetic field  $B$ . If speed of the electron is doubled and the magnetic field is halved, then resulting path would have a radius of  
[Kerala PMT 2004; KCET 2000, 05]  
(a)  $\frac{r}{4}$  (b)  $\frac{r}{2}$   
(c)  $2r$  (d)  $4r$
76. If an electron enters a magnetic field with its velocity pointing in the same direction as the magnetic field, then  
[MP PMT 2000]  
(a) The electron will turn to its right  
(b) The electron will turn to its left  
(c) The velocity of the electron will increase  
(d) The velocity of the electron will remain unchanged
77. A particle of mass  $m$  and charge  $q$  enters a magnetic field  $B$  perpendicularly with a velocity  $v$ . The radius of the circular path described by it will be  
[MP PMT 2000]  
(a)  $Bq/mv$  (b)  $mq/Bv$   
(c)  $mB/qv$  (d)  $mv/Bq$
78. An electron moving towards the east enters a magnetic field directed towards the north. The force on the electron will be directed  
(a) Vertically upward (b) Vertically downward  
(c) Towards the west (d) Towards the south
79. An electron (mass =  $9.0 \times 10^{-31}\text{ kg}$  and charge =  $1.6 \times 10^{-19}\text{ coulomb}$ ) is moving in a circular orbit in a magnetic field of  $1.0 \times 10^{-4}\text{ weber/m}^2$ . Its period of revolution is  
(a)  $3.5 \times 10^{-7}\text{ sec}$  (b)  $7.0 \times 10^{-7}\text{ sec}$   
(c)  $1.05 \times 10^{-6}\text{ sec}$  (d)  $2.1 \times 10^{-6}\text{ sec}$
80. An electron (charge  $q$  coulomb) enters a magnetic field of  $H\text{ weber/m}^2$  with a velocity of  $vm/s$  in the same direction as that of the field the force on the electron is [MP PET 2000]  
(a)  $Hqv$  Newton's in the direction of the magnetic field  
(b)  $Hqv$  dynes in the direction of the magnetic field  
(c)  $Hqv$  Newton's at right angles to the direction of the magnetic field  
(d) Zero
81. A homogeneous electric field  $E$  and a uniform magnetic field  $\vec{B}$  are pointing in the same direction. A proton is projected with its velocity parallel to  $\vec{E}$ . It will [Roorkee 2000]  
(a) Go on moving in the same direction with increasing velocity  
(b) Go on moving in the same direction with constant velocity  
(c) Turn to its right  
(d) Turn to its left
82. The radius of circular path of an electron when subjected to a perpendicular magnetic field is  
[Pb. PMT 1999; DCE 2000; MH CET (Med.) 2000]  
(a)  $\frac{mv}{Be}$  (b)  $\frac{me}{Be}$   
(c)  $\frac{mE}{Be}$  [RPMT 2000] (d)  $\frac{Be}{mv}$
83. Cyclotron is used to accelerate [AIIMS 2001; BCECE 2004]  
(a) Electrons (b) Neutrons  
(c) Positive ions (d) Negative ions
84. Two particles  $A$  and  $B$  of masses  $m_A$  and  $m_B$  respectively and having the same charge are moving in a plane. A uniform magnetic field exists perpendicular to this plane. The speeds of the particles are  $v_A$  and  $v_B$  respectively, and the trajectories are as shown in the figure. Then [IIT-JEE (Screening) 2001]  
(a)  $m_A v_A < m_B v_B$   
(b)  $m_A v_A > m_B v_B$   
(c)  $m_A < m_B$  and  $v_A < v_B$   
(d)  $m_A = m_B$  and  $v_A = v_B$
- 
85. A proton and an alpha particle are separately projected in a region where a uniform magnetic field exists. Their initial velocities are perpendicular to direction of magnetic field. If both the particles move around magnetic field in circles of equal radii, the ratio of momentum of proton to alpha particle  $\left(\frac{P_p}{P_\alpha}\right)$  is  
(a) 1 (b)  $\frac{1}{2}$   
(c) 2 [MP PET 2000] (d)  $\frac{1}{4}$
86. A particle of mass  $0.6\text{ g}$  and having charge of  $25\text{ nC}$  is moving horizontally with a uniform velocity  $1.2 \times 10^4\text{ ms}^{-1}$  in a uniform magnetic field, then the value of the magnetic induction is ( $g = 10\text{ ms}^{-2}$ ) [EAMCET 2001]  
[MP PET 2000; Pb PET 2003]  
(a) Zero (b)  $10\text{ T}$   
(c)  $20\text{ T}$  (d)  $200\text{ T}$
87. An  $\alpha$  particle and a proton travel with same velocity in a magnetic field perpendicular to the direction of their velocities, find the ratio of the radii of their circular path  
[AIIMS 2004; DCE 2001, 03; Kerala PMT 2005]  
(a) 4 : 1 (b) 1 : 4  
(c) 2 : 1 (d) 1 : 2
88. Motion of a moving electron is not affected by [AMU (Engg.) 2001]  
(a) An electric field applied in the direction of motion  
(b) Magnetic field applied in the direction of motion  
(c) Electric field applied perpendicular to the direction of motion  
(d) Magnetic field applied perpendicular to the direction of motion
89. When a charged particle enters a uniform magnetic field its kinetic energy [MP PMT 2001; MP PET 2002]  
(a) Remains constant (b) Increases  
(c) Decreases (d) Becomes zero
90. If cathode rays are projected at right angles to a magnetic field, their trajectory is [JIPMER 2002]  
(a) Ellipse (b) Circle  
(c) Parabola (d) None of these

91. At a specific instant emission of radioactive compound is deflected in a magnetic field. The compound can emit  
(i) Electrons (ii) Protons  
(iii)  $He^{2+}$  (iv) Neutrons  
The emission at the instant can be [AIEEE 2002]  
(a) i, ii, iii (b) i, ii, iii, iv  
(c) iv (d) ii, iii
92. Which particles will have minimum frequency of revolution when projected with the same velocity perpendicular to a magnetic field  
(a)  $Li$  (b) Electron  
(c) Proton (d)  $He^+$
93. Mixed  $He^+$  and  $O^{2+}$  ions (mass of  $He^+ = 4 \text{ amu}$  and that of  $O^{2+} = 16 \text{ amu}$ ) beam passes a region of constant perpendicular magnetic field. If kinetic energy of all the ions is same then  
(a)  $He^+$  ions will be deflected more than those of  $O^{2+}$   
(b)  $He^+$  ions will be deflected less than those of  $O^{2+}$   
(c) All the ions will be deflected equally  
(d) No ions will be deflected
94. An electron (mass =  $9 \times 10^{-31} \text{ kg}$ . Charge =  $1.6 \times 10^{-19} \text{ C}$ ) whose kinetic energy is  $7.2 \times 10^{-18} \text{ joule}$  is moving in a circular orbit in a magnetic field of  $9 \times 10^{-4} \text{ weber/m}$ . The radius of the orbit is  
(a) 1.25 cm (b) 2.5 cm  
(c) 12.5 cm (d) 25.0 cm
95. An electron enters a region where electrostatic field is  $20 \text{ N/C}$  and magnetic field is  $5 \text{ T}$ . If electron passes undeflected through the region, then velocity of electron will be [DPMPT 2002]  
(a)  $0.25 \text{ ms}^{-1}$  (b)  $2 \text{ ms}^{-1}$   
(c)  $4 \text{ ms}^{-1}$  (d)  $8 \text{ ms}^{-1}$
96. A charged particle is released from rest in a region of steady uniform electric and magnetic fields which are parallel to each other the particle will move in a [IIT-JEE 1999; DPMPT 2000; UPSEAT 2003]  
(a) Straight line (b) Circle  
(c) Helix (d) Cycloid
97. A particle of mass  $M$  and charge  $Q$  moving with velocity  $\vec{v}$  describes a circular path of radius  $R$  when subjected to a uniform transverse magnetic field of induction  $B$ . The work done by the field when the particle completes one full circle is  
(a)  $BQv2\pi R$  (b)  $\left(\frac{Mv^2}{R}\right)2\pi R$   
(c) Zero (d)  $BQ2\pi R$
98. A particle of charge  $-16 \times 10^{-18} \text{ coulomb}$  moving with velocity  $10 \text{ ms}^{-1}$  along the  $x$ -axis enters a region where a magnetic field of induction  $B$  is along the  $y$ -axis, and an electric field of magnitude  $10^4 \text{ V/m}$  is along the negative  $z$ -axis. If the charged particle continues moving along the  $x$ -axis, the magnitude of  $B$  is  
(a)  $10^{-3} \text{ Wb/m}^2$  (b)  $10^3 \text{ Wb/m}^2$   
(c)  $10^5 \text{ Wb/m}^2$  (d)  $10^{16} \text{ Wb/m}^2$
99. Two ions having masses in the ratio 1 : 1 and charges 1 : 2 are projected into uniform magnetic field perpendicular to the field with speeds in the ratio 2 : 3. The ratio of the radii of circular paths along which the two particles move is [EAMCET 2003]  
(a) 4 : 3 (b) 2 : 3  
(c) 3 : 1 (d) 1 : 4
100. An electron is travelling along the  $x$ -direction. It encounters a magnetic field in the  $y$ -direction. Its subsequent motion will be [Orissa JEE 2002]  
(a) Straight line along the  $x$ -direction  
(b) A circle in the  $xz$ -plane  
(c) A circle in the  $yz$ -plane  
(d) A circle in the  $xy$ -plane
101. An electron and a proton have equal kinetic energies. They enter in a magnetic field perpendicularly, Then [UPSEAT 2003]  
(a) Both will follow a circular path with same radius  
(b) Both will follow a helical path  
(c) Both will follow a parabolic path  
(d) All the statements are false
102. Electrons move at right angles to a magnetic field of  $1.5 \times 10^{-2} \text{ Tesla}$  with a speed of  $6 \times 10^7 \text{ m/s}$ . If the specific charge of the electron is  $1.7 \times 10^{11} \text{ C/kg}$ . The radius of the circular path will be [MP PMT 2002] [BHU 2003]  
(a) 2.9 cm (b) 3.9 cm  
(c) 2.35 cm (d) 3 cm
103. The cyclotron frequency of an electron grating in a magnetic field of 1 T is approximately [AIIMS 2004]  
(a) 28 MHz (b) 280 MHz  
(c) 2.8 GHz (d) 28 GHz
104. In the given figure, the electron enters into the magnetic field. It deflects in ..... direction [Orissa PMT 2004]  
(a)  $+ve X$  direction  
(b)  $-ve X$  direction  
(c)  $+ve Y$  direction  
(d)  $-ve Y$  direction
105. A proton of energy 8 eV is moving in a circular path in a uniform magnetic field. The energy of an alpha particle moving in the same magnetic field and along the same path will be [AIEEE 2003]  
(a) 4 eV (b) 2 eV  
(c) 8 eV (d) 6 eV
106. An electron, a proton, a deuteron and an alpha particle, each having the same speed are in a region of constant magnetic field perpendicular to the direction of the velocities of the particles. The radius of the circular orbits of these particles are respectively  $R_e$ ,  $R_p$ ,  $R_d$  and  $R_\alpha$ . It follows that  
(a)  $R_e = R_p$  (b)  $R_p = R_d$   
(c)  $R_d = R_\alpha$  (d)  $R_p = R_\alpha$
107. An electron moving with a uniform velocity along the positive  $x$ -direction enters a magnetic field directed along the positive  $y$ -direction. The force on the electron is directed along [AIEEE 2003]  
(a) Positive  $y$ -direction (b) Negative  $y$ -direction



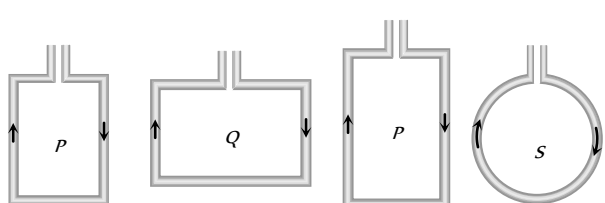
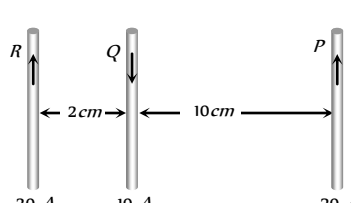
- (c) Positive  $z$ -direction (d) Negative  $z$ -direction
108. An electron is projected along the axis of a circular conductor carrying some current. Electron will experience force  
(a) Along the axis  
(b) Perpendicular to the axis  
(c) At an angle of  $45^\circ$  with axis  
(d) No force experienced
109. A very high magnetic field is applied to a stationary charge. Then the charge experiences [DCE 2004]  
(a) A force in the direction of magnetic field  
(b) A force perpendicular to the magnetic field  
(c) A force in an arbitrary direction  
(d) No force
110. A electron ( $q = 1.6 \times 10^{-19} \text{ C}$ ) is moving at right angle to the uniform magnetic field  $3.534 \times 10^{-3} \text{ T}$ . The time taken by the electron to complete a circular orbit is [MH CET 2004]  
(a)  $2 \mu\text{s}$  (b)  $4 \mu\text{s}$   
(c)  $3 \mu\text{s}$  (d)  $1 \mu\text{s}$
111. In case Hall effect for a strip having charge  $Q$  and area of cross-section  $A$ , the Lorentz force is [DCE 2004]  
(a) Directly proportional to  $Q$   
(b) Inversely proportional to  $Q$   
(c) Inversely proportional to  $A$   
(d) Directly proportional to  $A$
112. A charged particle of mass  $m$  and charge  $q$  travels on a circular path of radius  $r$  that is perpendicular to a magnetic field  $B$ . The time taken by the particle to complete one revolution is  
(a)  $\frac{2\pi q B}{m}$  (b)  $\frac{2\pi m}{q B}$   
(c)  $\frac{2\pi m q}{B}$  (d)  $\frac{2\pi q^2 B}{m}$
113. A very long straight wire carries a current  $I$ . At the instant when a charge  $+Q$  at point  $P$  has velocity  $\vec{V}$ , as shown, the force on the charge is [CBSE PMT 2005]
- 
- (a) Opposite to  $OX$  (b) Along  $OX$   
(c) Opposite to  $OY$  (d) Along  $OY$
114. The electron in the beam of a television tube move horizontally from south to north. The vertical component of the earth's magnetic field points down. The electron is deflected towards  
(a) West (b) No deflection  
(c) East (d) North to south
115. An electron moves in a circular orbit with a uniform speed  $v$ . It produces a magnetic field  $B$  at the centre of the circle. The radius of the circle is proportional to [CBSE PMT 2005]  
(a)  $\frac{B}{v}$  (b)  $\frac{v}{B}$   
(c)  $\sqrt{\frac{v}{B}}$  (d)  $\sqrt{\frac{B}{v}}$
116. An electric field of  $1500 \text{ V/m}$  and a magnetic field of  $0.40 \text{ weber/meter}$  act on a moving electron. The minimum uniform speed along a straight line the electron could have is [DCE 2002]  
(a)  $1.6 \times 10^{-6} \text{ m/s}$  (b)  $6 \times 10^{-6} \text{ m/s}$   
(c)  $3.75 \times 10^{-6} \text{ m/s}$  (d)  $3.75 \times 10^{-5} \text{ m/s}$
117. An electron (mass =  $9.1 \times 10^{-31} \text{ kg}$ ; charge =  $1.6 \times 10^{-19} \text{ C}$ ) experiences no deflection if subjected to an electric field of  $3.2 \times 10^5 \text{ V/m}$ , and a magnetic fields of  $2.0 \times 10^{-3} \text{ Wb/m}$ . Both the fields are normal to the path of electron and to each other. If the electric field is removed, then the electron will revolve in an orbit of radius [BCECE 2005]  
(a)  $45 \text{ m}$  (b)  $4.5 \text{ m}$   
(c)  $0.45 \text{ m}$  (d)  $0.045 \text{ m}$
118. An electron, moving in a uniform magnetic field of induction of intensity  $\vec{B}$ , has its radius directly proportional to [DPMT 2005]  
(a) Its charge (b) Magnetic field  
(c) Speed (d) None of these

### Force and Torque on a Current Carrying Conductor

1. Two free parallel wires carrying currents in opposite direction [CPMT 1977; MP PMT 1993; AFMC 2002; CPMT 2003]  
(a) Attract each other  
(b) Repel each other  
(c) Neither attract nor repel  
(d) Get rotated to be perpendicular to each other
2. A rectangular loop carrying a current  $i$  is situated near a long straight wire such that the wire is parallel to the one of the sides of the loop and is in the plane of the loop. If a steady current  $I$  is established in wire as shown in figure, the loop will [IIT 1985; MP PET 1995; MP PMT 1995, 99; AIIMS 2003]
- 
- (a) Rotate about an axis parallel to the wire  
(b) Move away from the wire or towards right  
(c) Move towards the wire  
(d) Remain stationary
3. A circular coil of radius  $4 \text{ cm}$  and of 20 turns carries a current of 3 amperes. It is placed in a magnetic field of intensity of  $0.5 \text{ weber/m}^2$ . The magnetic dipole moment of the coil is [IIT 1985; MP PET 1994; AFMC 2002; CPMT 2003]  
(a)  $0.15 \text{ ampere-m}^2$  (b)  $0.3 \text{ ampere-m}^2$   
(c)  $0.4 \text{ ampere-m}^2$  (d)  $0.6 \text{ ampere-m}^2$
4. A conducting circular loop of radius  $r$  carries a constant current  $i$ . It is placed in a uniform magnetic field  $\vec{B}$ , such that  $\vec{B}$  is perpendicular to the plane of the loop. The magnetic force acting on the loop is [BIT 1992; MP PET 1994; IIT 1983; MP PMT 1999; AMU (Engg.) 2000]  
(a)  $i r \vec{B}$  (b)  $2\pi i \vec{B}$

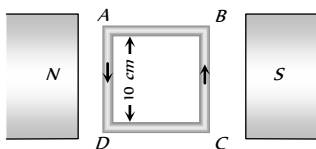
## 1200 Magnetic Effect of Current

- (c) Zero (d)  $\pi i \vec{B}$
5. Two thin long parallel wires separated by a distance  $b$  are carrying a current  $i$  amp each. The magnitude of the force per unit length exerted by one wire on the other is  
[CPMT 1991; IIT 1986; Bihar MEE 1995; RPMT 1997; MP PET 1996; MP PMT 1994, 96, 99; UPSEAT 2001, 03]
- (a)  $\frac{\mu_0 i^2}{b^2}$  (b)  $\frac{\mu_0 i^2}{2\pi b}$   
(c)  $\frac{\mu_0 i}{2\pi b}$  (d)  $\frac{\mu_0 i}{2\pi b^2}$
6. Through two parallel wires  $A$  and  $B$ , 10 and 2 ampere of currents are passed respectively in opposite direction. If the wire  $A$  is infinitely long and the length of the wire  $B$  is 2 m, the force on the conductor  $B$ , which is situated at 10 cm distance from  $A$  will be [CPMT 1988; MP PMT 1994]
- (a)  $8 \times 10^{-5} N$  (b)  $4 \times 10^{-7} N$   
(c)  $4 \times 10^{-5} N$  (d)  $4\pi \times 10^{-7} N$
7. If two streams of protons move parallel to each other in the same direction, then they [MP PET 1999; AIIMS 2004]
- (a) Do not exert any force on each other  
(b) Repel each other  
(c) Attract each other  
(d) Get rotated to be perpendicular to each other
8. A straight wire carrying a current  $i_1$  amp runs along the axis of a circular current  $i_2$  amp. Then the force of interaction between the two current carrying conductors is
- (a)  $\infty$  (b) Zero  
(c)  $\frac{\mu_0}{4\pi} \frac{2i_1 i_2}{r} N/m$  (d)  $\frac{2i_1 i_2}{r} N/m$
9. Two parallel wires are carrying electric currents of equal magnitude and in the same direction. They exert  
[CPMT 1990; MP PET/PMT 1988; Orissa JEE 2003; AFMC 2003]
- (a) An attractive force on each other  
(b) A repulsive force on each other  
(c) No force on each other  
(d) A rotational torque on each other
10. Two long and parallel wires are at a distance of 0.1 m and a current of 5 A is flowing in each of these wires. The force per unit length due to these wires will be [CPMT 1977]
- (a)  $5 \times 10^{-5} N/m$  (b)  $5 \times 10^{-3} N/m$   
(c)  $2.5 \times 10^{-5} N/m$  (d)  $2.5 \times 10^{-4} N/m$
11. Two straight parallel wires, both carrying 10 ampere in the same direction attract each other with a force of  $1 \times 10^{-3} N$ . If both currents are doubled, the force of attraction will be [MP PET 1994]
- (a)  $1 \times 10^{-3} N$  (b)  $2 \times 10^{-3} N$   
(c)  $4 \times 10^{-3} N$  (d)  $0.25 \times 10^{-3} N$
12. A circular coil of radius 4 cm has 50 turns. In this coil a current of 2 A is flowing. It is placed in a magnetic field of 0.1 weber / m<sup>2</sup>. The amount of work done in rotating it through 180° from its equilibrium position will be [CPMT 1977]
- (a) 0.1 J (b) 0.2 J  
(c) 0.4 J (d) 0.8 J
13. 3 A of current is flowing in a linear conductor having a length of 40 cm. The conductor is placed in a magnetic field of strength 500 gauss and makes an angle of 30° with the direction of the field. It experiences a force of magnitude [MP PET 1993]
- (a)  $3 \times 10^4$  newton (b)  $3 \times 10^2$  newton  
(c)  $3 \times 10^{-2}$  newton (d)  $3 \times 10^{-4}$  newton
14. The radius of a circular loop is  $r$  and a current  $i$  is flowing in it. The equivalent magnetic moment will be [CPMT 1990]
- (a)  $ir$  (b)  $2\pi ir$   
(c)  $i\pi r^2$  (d)  $\frac{1}{r^2}$
15. A current carrying loop is placed in a uniform magnetic field. The torque acting on it does not depend upon [CPMT 1985; RPMT 1997; Kerala PMT 2002]
- (a) Shape of the loop (b) Area of the loop  
(c) Value of the current (d) Magnetic field
16. To make the field radial in a moving coil galvanometer [MP PET 1993]
- (a) The number of turns in the coil is increased  
(b) Magnet is taken in the form of horse-shoe  
(c) Poles are cylindrically cut  
(d) Coil is wound on aluminium frame
17. The deflection in a moving coil galvanometer is [MP PMT 1993]
- (a) Directly proportional to the torsional constant  
(b) Directly proportional to the number of turns in the coil  
(c) Inversely proportional to the area of the coil  
(d) Inversely proportional to the current flowing
18. A moving coil sensitive galvanometer gives at once much more deflection. To control its speed of deflection [MP PET 1985]
- (a) A high resistance is to be connected across its terminals  
(b) A magnet should be placed near the coil  
(c) A small copper wire should be connected across its terminals  
(d) The body of galvanometer should be earthed
19. In a moving coil galvanometer, the deflection of the coil  $\theta$  is related to the electrical current  $i$  by the relation [MP PMT 1996, 2000, 03; RPMT 1997; CPMT 1975; MP PET 1999]
- (a)  $i \propto \tan \theta$  (b)  $i \propto \theta$   
(c)  $i \propto \theta^2$  (d)  $i \propto \sqrt{\theta}$
20. The unit of electric current "ampere" is the current which when flowing through each of two parallel wires spaced 1 m apart in vacuum and of infinite length will give rise to a force between them equal to [BIT 1987; CBSE PMT 1998; MP PET 1999; MP PMT 2002]
- (a) 1 N / m (b)  $2 \times 10^{-7} N/m$

- (c)  $1 \times 10^{-2} \text{ N/m}$  (d)  $4\pi \times 10^{-7} \text{ N/m}$
21. A moving coil galvanometer has  $N$  number of turns in a coil of effective area  $A$ , it carries a current  $I$ . The magnetic field  $B$  is radial. The torque acting on the coil is [MP PMT 1994]
- (a)  $NA^2B^2I$  (b)  $NAB I^2$   
(c)  $N^2ABI$  (d)  $NAB I$
22. A small coil of  $N$  turns has an effective area  $A$  and carries a current  $I$ . It is suspended in a horizontal magnetic field  $\vec{B}$  such that its plane is perpendicular to  $\vec{B}$ . The work done in rotating it by  $180^\circ$  about the vertical axis is [MP PMT 1994]
- (a)  $NAIB$  (b)  $2NAIB$   
(c)  $2\pi NAIB$  (d)  $4\pi NAIB$
23. A small coil of  $N$  turns has area  $A$  and a current  $I$  flows through it. The magnetic dipole moment of this coil will be [MP PMT 1994]
- (a)  $NI/A$  (b)  $NI^2A$   
(c)  $N^2AI$  (d)  $NAI$
24. A current of 10 ampere is flowing in a wire of length 1.5 m. A force of 15 N acts on it when it is placed in a uniform magnetic field of 2 tesla. The angle between the magnetic field and the direction of the current is [MP PMT 1994]
- (a)  $30^\circ$  (b)  $45^\circ$   
(c)  $60^\circ$  (d)  $90^\circ$
25. A rectangular loop carrying a current  $i$  is placed in a uniform magnetic field  $B$ . The area enclosed by the loop is  $A$ . If there are  $n$  turns in the loop, the torque acting on the loop is given by
- (a)  $ni\vec{A} \times \vec{B}$  (b)  $ni\vec{A} \cdot \vec{B}$   
(c)  $\frac{1}{n}(i\vec{A} \times \vec{B})$  (d)  $\frac{1}{n}(i\vec{A} \cdot \vec{B})$
26. An electron moves with a constant speed  $v$  along a circle of radius  $r$ . Its magnetic moment will be ( $e$  is the electron's charge)
- (a)  $evr$  (b)  $\frac{1}{2}evr$   
(c)  $\pi^2 ev$  (d)  $2\pi ev$
27. Four wires each of length 2.0 metres are bent into four loops  $P$ ,  $Q$ ,  $R$  and  $S$  and then suspended into uniform magnetic field. Same current is passed in each loop. Which statement is correct
- 
- (a) Couple on loop  $P$  will be the highest  
(b) Couple on loop  $Q$  will be the highest  
(c) Couple on loop  $R$  will be the highest  
(d) Couple on loop  $S$  will be the highest
28. A current carrying rectangular coil is placed in a uniform magnetic field. In which orientation, the coil will not tend to rotate
- (a) The magnetic field is parallel to the plane of the coil  
(b) The magnetic field is perpendicular to the plane of the coil  
(c) The magnetic field is at  $45^\circ$  with the plane of the coil  
(d) Always in any orientation
29. A current carrying circular loop is freely suspended by a long thread. The plane of the loop will point in the direction [MP PMT 1995]
- (a) Wherever left free  
(b) North-south  
(c) East-west  
(d) At  $45^\circ$  with the east-west direction
30. A current carrying loop is free to turn in a uniform magnetic field. The loop will then come into equilibrium when its plane is inclined at [CBSE PMT 1992; Haryana CEE 1996]
- (a)  $0^\circ$  to the direction of the field  
(b)  $45^\circ$  to the direction of the field  
(c)  $90^\circ$  to the direction of the field  
(d)  $135^\circ$  to the direction of the field
31. The expression for the torque acting on a coil having area of cross-section  $A$ , number of turns  $n$ , placed in a magnetic field of strength  $B$ , making an angle  $\theta$  with the normal to the plane of the coil, when a current  $i$  is flowing in it, will be [MP PET 1996]
- (a)  $niAB \tan \theta$  (b)  $niAB \cos \theta$   
(c)  $niAB \sin \theta$  (d)  $niAB$
32. The pole pieces of the magnet used in a pivoted coil galvanometer are [MP PET 1996]
- (a) Plane surfaces of a bar magnet  
(b) Plane surfaces of a horse-shoe magnet  
(c) Cylindrical surfaces of a bar magnet  
(d) Cylindrical surfaces of a horse-shoe magnet
33. The sensitiveness of a moving coil galvanometer can be increased by decreasing [MP PMT 1996]
- (a) The number of turns in the coil  
(b) The area of the coil  
(c) The magnetic field  
(d) The couple per unit twist of the suspension
34. A metallic loop is placed in a magnetic field. If a current is passed through it, then [UPSEAT 2003]
- [MP PET 1995; DPMT 1999]
- (a) The ring will feel a force of attraction  
(b) The ring will feel a force of repulsion  
(c) It will move to and fro about its centre of gravity  
(d) None of these
35. Two parallel conductors  $A$  and  $B$  of equal lengths carry currents  $I$  and  $10 I$ , respectively, in the same direction. Then [MP PET 2003]
- (a)  $A$  and  $B$  will repel each other with same force  
(b)  $A$  and  $B$  will attract each other with same force  
(c)  $A$  will attract  $B$ , but  $B$  will repel  $A$   
(d)  $A$  and  $B$  will attract each other with different forces
36. Three long, straight and parallel wires carrying currents are arranged as shown in figure. The force experienced by 10 cm length of wire  $Q$  is [MP PET 1997]
- 

- (a)  $1.4 \times 10^{-4} \text{ N}$  towards the right  
 (b)  $1.4 \times 10^{-4} \text{ N}$  towards the left  
 (c)  $2.6 \times 10^{-4} \text{ N}$  to the right  
 (d)  $2.6 \times 10^{-4} \text{ N}$  to the left

37. A 100 turns coil shown in figure carries a current of 2 amp in a magnetic field  $B = 0.2 \text{ Wb/m}^2$ . The torque acting on the coil is



- (a)  $0.32 \text{ Nm}$  tending to rotate the side AD out of the page  
 (b)  $0.32 \text{ Nm}$  tending to rotate the side AD into the page  
 (c)  $0.0032 \text{ Nm}$  tending to rotate the side AD out of the page  
 (d)  $0.0032 \text{ Nm}$  tending to rotate the side AD into the page
38. A current of 5 ampere is flowing in a wire of length 1.5 metres. A force of 7.5 N acts on it when it is placed in a uniform magnetic field of 2 Tesla. The angle between the magnetic field and the direction of the current is

[MP PET 1997; Pb. PET 2003]

- (a)  $30^\circ$  (b)  $45^\circ$   
 (c)  $60^\circ$  (d)  $90^\circ$
39. A conductor in the form of a right angle ABC with  $AB = 3 \text{ cm}$  and  $BC = 4 \text{ cm}$  carries a current of 10 A. There is a uniform magnetic field of 5 T perpendicular to the plane of the conductor. The force on the conductor will be

[MP PMT 1997]

- (a) 1.5 N (b) 2.0 N  
 (c) 2.5 N (d) 3.5 N
40. The coil of a galvanometer consists of 100 turns and effective area of 1 square cm. The restoring couple is  $10^{-8} \text{ N-m/radian}$ . The magnetic field between the pole pieces is 5 T. The current sensitivity of this galvanometer will be
- (a)  $5 \times 10^4 \text{ rad/}\mu\text{amp}$  (b)  $5 \times 10^{-6} \text{ per amp}$   
 (c)  $2 \times 10^{-7} \text{ per amp}$  (d)  $5 \text{ rad/}\mu\text{amp}$
41. A rectangular coil  $20 \text{ cm} \times 20 \text{ cm}$  has 100 turns and carries a current of 1 A. It is placed in a uniform magnetic field  $B = 0.5 \text{ T}$  with the direction of magnetic field parallel to the plane of the coil. The magnitude of the torque required to hold this coil in this position is

[MP PMT 1997]

- (a) Zero (b) 200 N-m  
 (c) 2 N-m (d) 10 N-m
42. If a current is passed in a spring, it

[MP PMT/PET 1998; AIEEE 2002]

- (a) Gets compressed (b) Gets expanded  
 (c) Oscillates (d) Remains unchanged

43. A current carrying small loop behaves like a small magnet. If A be its area and M its magnetic moment, the current in the loop will be

[MP PMT/PET 1998; RPET 2001; MP PMT 2003]

- (a)  $M/A$  (b)  $A/M$   
 (c)  $MA$  (d)  $A^2M$

44. In hydrogen atom, the electron is making  $6.6 \times 10^{15} \text{ rev/sec}$  around the nucleus in an orbit of radius  $0.528 \text{ \AA}$ . The magnetic moment ( $A - m^2$ ) will be

[MP PET 1999]

- (a)  $1 \times 10^{-23}$  (b)  $1 \times 10^{-10}$   
 (c)  $1 \times 10^{-23}$  (d)  $1 \times 10^{-27}$

45. A triangular loop of side l carries a current I. It is placed in a magnetic field B such that the plane of the loop is in the direction of B. The torque on the loop is

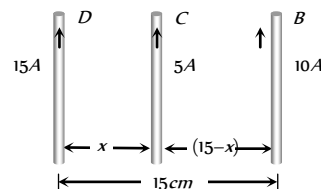
[MP PET 2003]

- (a) Zero (b)  $IBl$   
 (c)  $\frac{\sqrt{3}}{2} I^2 B^2$  (d)  $\frac{\sqrt{3}}{4} IBl^2$

46. Three long, straight and parallel wires carrying currents are arranged as shown in the figure. The wire C which carries a current of 5.0 amp is so placed that it experiences no force. The distance of wire C from wire D is then

[AMU 1995]

- (a) 9 cm  
 (b) 7 cm  
 (c) 5 cm  
 (d) 3 cm



47. A vertical wire carrying a current in the upward direction is placed in horizontal magnetic field directed towards north. The wire will experience a force directed towards

[SCRA 1994]

- (a) North (b) South  
 (c) East (d) West

48. A coil carrying electric current is placed in uniform magnetic field, then

[CBSE PMT 1993]

- (a) Torque is formed  
 (b) E.M.F. is induced  
 (c) Both (a) and (b) are correct  
 (d) None of these

49. A circular loop carrying a current is replaced by an equivalent magnetic dipole. A point on the axis of the loop is

- (a) An end-on position (b) A broad side-on position  
 (c) Both (a) and (b) (d) Neither (a) nor (b)

50. A power line lies along the east-west direction and carries a current of 10 ampere. The force per metre due to the earth's magnetic field of  $10^{-4} \text{ tesla}$  is

[Roorkee 1992]

- (a)  $10^{-5} \text{ N}$  (b)  $10^{-4} \text{ N}$   
 (c)  $10^{-3} \text{ N}$  (d)  $10^{-2} \text{ N}$

51. A straight wire of length 0.5 metre and carrying a current of 1.2 ampere placed in a uniform magnetic field of induction 2 Tesla. The

magnetic field is perpendicular to the length of the wire. The force on the wire is

[CBSE PMT 1992; BHU 1998; DPMT 2001; RPET 2003]

- (a)  $2.4 \text{ N}$  (b)  $1.2 \text{ N}$   
(c)  $3.0 \text{ N}$  (d)  $2.0 \text{ N}$

52. Two parallel wires in free space are  $10 \text{ cm}$  apart and each carries a current of  $10 \text{ A}$  in the same direction. The force one wire exerts on the other per metre of length is

[CBSE PMT 1997; AFMC 1999]

- (a)  $2 \times 10^{-4} \text{ N}$ , attractive (b)  $2 \times 10^{-4} \text{ N}$ , repulsive  
(c)  $2 \times 10^{-7} \text{ N}$ , attractive (d)  $2 \times 10^{-7} \text{ N}$ , repulsive

53. The current sensitivity of a moving coil galvanometer can be increased by [Roorkee 1999]

- (a) Increasing the magnetic field of the permanent magnet  
(b) Increasing the area of the deflecting coil  
(c) Increasing the number of turns in the coil  
(d) Increasing the restoring couple of the coil

54. A circular coil of diameter  $7 \text{ cm}$  has 24 turns of wire carrying current of  $0.75 \text{ A}$ . The magnetic moment of the coil is

[AMU (Med.) 1999]

- (a)  $6.9 \times 10^{-2} \text{ amp} - \text{m}^2$  (b)  $2.3 \times 10^{-2} \text{ amp} - \text{m}^2$   
(c)  $10^{-2} \text{ amp} - \text{m}^2$  (d)  $10^{-3} \text{ amp} - \text{m}^2$

55. Two long parallel wires carrying equal current separated by  $1 \text{ m}$ , exert a force of  $2 \times 10^{-7} \text{ N/m}$  on one another. The current flowing through them is [AMU (Engg.) 1999]

- (a)  $2.0 \text{ A}$  (b)  $2.0 \times 10^{-7} \text{ A}$   
(c)  $1.0 \text{ A}$  (d)  $1.0 \times 10^{-7} \text{ A}$

56. Two parallel beams of electrons moving in the same direction produce a mutual force [MP PET 1996; DCE 1999]

- (a) Of attraction in plane of paper  
(b) Of repulsion in plane of paper  
(c) Upwards perpendicular to plane of paper  
(d) Downwards perpendicular to plane of paper

57. A circular loop of area  $0.01 \text{ m}^2$  carrying a current of  $10 \text{ A}$ , is held perpendicular to a magnetic field of intensity  $0.1 \text{ T}$ . The torque acting on the loop is [Pb. PMT 2000]

- (a) Zero (b)  $0.01 \text{ N-m}$   
(c)  $0.001 \text{ N-m}$  (d)  $0.8 \text{ N-m}$

58. Magnetic dipole moment of a rectangular loop is

[RPET 2000]

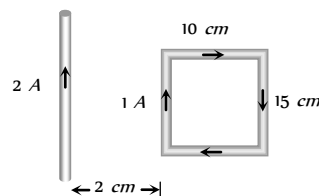
- (a) Inversely proportional to current in loop  
(b) Inversely proportional to area of loop  
(c) Parallel to plane of loop and proportional to area of loop  
(d) Perpendicular to plane of loop and proportional to area of loop

59. If  $m$  is magnetic moment and  $B$  is the magnetic field, then the torque is given by [DCE 2000]

- (a)  $\vec{m} \cdot \vec{B}$  (b)  $\frac{|\vec{m}|}{|\vec{B}|}$   
(c)  $\vec{m} \times \vec{B}$  (d)  $|\vec{m}| \cdot |\vec{B}|$

60. What is the net force on the square coil

[DCE 2000; RPMT 2000]



- (a)  $25 \times 10^{-7} \text{ N}$  moving towards wire  
(b)  $25 \times 10^{-7} \text{ N}$  moving away from wire  
(c)  $35 \times 10^{-7} \text{ N}$  moving towards wire  
(d)  $35 \times 10^{-7} \text{ N}$  moving away from wire

61. Two long parallel copper wires carry currents of  $5 \text{ A}$  each in opposite directions. If the wires are separated by a distance of  $0.5 \text{ m}$ , then the force between the two wires is

[EAMCET (Engg.) 2000]

- (a)  $10^{-5} \text{ N}$ , attractive (b)  $10^{-5} \text{ N}$ , repulsive  
(c)  $2 \times 10^{-5} \text{ N}$ , attractive (d)  $2 \times 10^{-5} \text{ N}$ , repulsive

62. In order to increase the sensitivity of a moving coil galvanometer, one should decrease [MP PMT 2000]

- (a) The strength of its magnet  
(b) The torsional constant of its suspension  
(c) The number of turns in its coil  
(d) The area of its coil

63. A circular loop has a radius of  $5 \text{ cm}$  and it is carrying a current of  $0.1 \text{ amp}$ . Its magnetic moment is [MP PMT 2000]

- (a)  $1.32 \times 10^{-4} \text{ amp} - \text{m}^2$   
(b)  $2.62 \times 10^{-4} \text{ amp} - \text{m}^2$   
(c)  $5.25 \times 10^{-4} \text{ amp} - \text{m}^2$   
(d)  $7.85 \times 10^{-4} \text{ amp} - \text{m}^2$

64. Due to the flow of current in a circular loop of radius  $R$ , the magnetic induction produced at the centre of the loop is  $B$ . The magnetic moment of the loop is

( $\mu_0$  = permeability constant)

[MP PET 2000]

- (a)  $BR^3 / 2\pi\mu_0$  (b)  $2\pi BR^3 / \mu_0$   
(c)  $BR^2 / 2\pi\mu_0$  (d)  $2\pi BR^2 / \mu_0$

65. The magnetic moment of a circular coil carrying current is

[MP PET 2000]

- (a) Directly proportional to the length of the wire in the coil  
(b) Inversely proportional to the length of the wire in the coil  
(c) Directly proportional to the square of the length of the wire in the coil  
(d) Inversely proportional to the square of the length of the wire in the coil

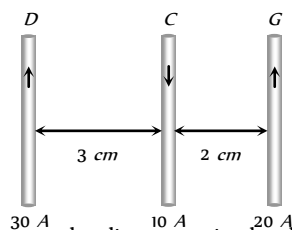
66. A long wire  $A$  carries a current of  $10 \text{ amp}$ . Another long wire  $B$ , Which is parallel to  $A$  and separated by  $0.1 \text{ m}$  from  $A$ , carries a current of  $5 \text{ amp}$ , in the opposite direction to that in  $A$ . what is the magnitude and nature of the force experienced per unit length of  $B$

( $\mu_0 = 4\pi \times 10^{-7} \text{ weber / amp} - \text{m}$ )

[MP PET 2000]

- (a) Repulsive force of  $10^{-4} \text{ N/m}$   
 (b) Attractive force of  $10^{-4} \text{ N/m}$   
 (c) Repulsive force of  $2\pi \times 10^{-5} \text{ N/m}$   
 (d) Attractive force of  $2\pi \times 10^{-5} \text{ N/m}$
67. A stream of electrons is projected horizontally to the right. A straight conductor carrying a current is supported parallel to electron stream and above it. If the current in the conductor is from left to right then what will be the effect on electron stream  
 (a) The electron stream will be pulled upward  
 (b) The electron stream will be pulled downward  
 (c) The electron stream will be retarded  
 (d) The electron beam will be speeded up towards the right
68. The relation between voltage sensitivity ( $\sigma_V$ ) and current sensitivity ( $\sigma_i$ ) of a moving coil galvanometer is (Resistance of Galvanometer =  $G$ ) [CPMT 2001]  
 (a)  $\frac{\sigma_i}{G} = \sigma_V$  (b)  $\frac{\sigma_V}{G} = \sigma_i$   
 (c)  $\frac{G}{\sigma_V} = \sigma_i$  (d)  $\frac{G}{\sigma_i} = \sigma_V$
69. What is shape of magnet in moving coil galvanometer to make the radial magnetic field [RPET 2001]  
 (a) Concave (b) Horse shoe magnet  
 (c) Convex (d) None of these
70. If a wire of length 1 meter placed in uniform magnetic field 1.5 Tesla at angle  $30^\circ$  with magnetic field. The current in a wire 10 amp. Then force on a wire will be [RPET 2001]  
 (a) 7.5 N (b) 1.5 N  
 (c) 0.5 N (d) 2.5 N
71. A current  $i$  flows in a circular coil of radius  $r$ . If the coil is placed in a uniform magnetic field  $B$  with its plane parallel to the field, magnitude of the torque that acts on the coil is [MP PET 2001]  
 (a) Zero (b)  $2\pi r i B$   
 (c)  $\pi r^2 i B$  (d)  $2\pi r^2 i B$
72. An arbitrary shaped closed coil is made of a wire of length  $L$  and a current  $I$  ampere is flowing in it. If the plane of the coil is perpendicular to magnetic field  $\vec{B}$ , the force on the coil is [MP PMT 2001]  
 (a) Zero (b)  $IBL$   
 (c)  $2IBL$  (d)  $\frac{1}{2}IBL$
73. A circular coil having  $N$  turns is made from a wire of length  $L$  meter. If a current  $I$  ampere is passed through it and is placed in a magnetic field of  $B$  Tesla, the maximum torque on it is  
 (a) Directly proportional to  $N$   
 (b) Inversely proportional to  $N$   
 (c) Inversely proportional to  $N^2$   
 (d) Independent of  $N$
74. A small cylindrical soft iron piece is kept in a galvanometer so that  
 (a) A radial uniform magnetic field is produced  
 (b) A uniform magnetic field is produced  
 (c) There is a steady deflection of the coil  
 (d) All of these
75.  $A$ ,  $B$  and  $C$  are parallel conductors of equal length carrying currents  $I$ ,  $I$  and  $2I$  respectively. Distance between  $A$  and  $B$  is  $x$ . Distance between  $B$  and  $C$  is also  $x$ .  $F_1$  is the force exerted by  $B$  on  $A$  and  $F_2$  is the force exerted by  $B$  on  $C$  choose the correct answer  
 (a)  $F_1 = 2F_2$   
 (b)  $F_2 = 2F_1$   
 (c)  $F_1 = F_2$   
 (d)  $F_1 = -F_2$
76. A straight conductor carries a current of 5A. An electron travelling with a speed of  $5 \times 10^6 \text{ ms}^{-1}$  parallel to the wire at a distance of 0.1m from the conductor, experiences a force of  
 (a)  $8 \times 10^{-20} \text{ N}$  (b)  $3.2 \times 10^{-19} \text{ N}$   
 (c)  $8 \times 10^{-18} \text{ N}$  (d)  $1.6 \times 10^{-19} \text{ N}$
77. Two galvanometers  $A$  and  $B$  require  $3\text{mA}$  and  $5\text{mA}$  respectively to produce the same deflection of 10 divisions. Then  
 (a)  $A$  is more sensitive than  $B$   
 (b)  $B$  is more sensitive than  $A$   
 (c)  $A$  and  $B$  are equally sensitive  
 (d) Sensitiveness of  $B$  is  $5/3$  times that of  $A$
78. Two long straight parallel conductors separated by a distance of 0.5m carry currents of 5A and 8A in the same direction. The force per unit length experienced by each other is  
 (a)  $1.6 \times 10^{-5} \text{ N}$  (attractive) (b)  $1.6 \times 10^{-5} \text{ N}$  (repulsive)  
 (c)  $16 \times 10^{-5} \text{ N}$  (attractive) (d)  $16 \times 10^{-5} \text{ N}$  (repulsive)
79. If the current is doubled, the deflection is also doubled in [Orissa JEE 2002]  
 (a) A tangent galvanometer  
 (b) A moving coil galvanometer  
 (c) Both (a) and (b)  
 (d) None of these
80. Which is a vector quantity [AFMC 2003]  
 (a) Density (b) Magnetic flux  
 (c) Intensity of magnetic field (d) Magnetic potential
81. Three long straight wires  $A$ ,  $B$  and  $C$  are carrying current as shown figure. Then the resultant force on  $B$  is directed .... [KCET 2004]  
 (a) Towards  $A$   
 (b) Towards  $C$   
 (c) Perpendicular to the plane of paper and outward  
 (d) Perpendicular to the plane of paper and inward
82. Two long conductors, separated by a distance  $d$  carry current  $I$  and  $I$  in the same direction. They exert a force  $F$  on each other. Now the current in one of them is increased to two times and its directions is reversed. The distance is also increased to  $3d$ . The new value of the force between them is [AIEEE 2004]  
 (a)  $-2F$  (b)  $F/3$   
 (c)  $2F$  (d)  $-F/3$
83. The resultant magnetic moment of neon atom will be [J & K CET 2004]  
 (a) Infinity (b)  $\mu$   
 (c) Zero (d)  $\mu/2$

84. A one metre long wire is lying at right angles to the magnetic field. A force of  $1 \text{ kg wt.}$  is acting on it in a magnetic field of  $0.98 \text{ Tesla}$ . The current flowing in it will be [J & K CET 2004]
- (a)  $100 \text{ A}$  (b)  $10 \text{ A}$   
(c)  $1 \text{ A}$  (d) Zero
85. A beam of electrons and protons move parallel to each other in the same direction, then they [DCE 2004]
- (a) Attract each other (b) Repel each other  
(c) No relation (d) Neither attract nor repel
86. Two parallel wires of length  $9 \text{ m}$  each are separated by a distance  $0.15 \text{ m}$ . If they carry equal currents in the same direction and exerts a total force of  $30 \times 10^{-7} \text{ N}$  on each other, then the value of current must be [MH CET 2003]
- (a)  $2.5 \text{ amp}$  (b)  $3.5 \text{ amp}$   
(c)  $1.5 \text{ amp}$  (d)  $0.5 \text{ amp}$
87. Current  $i$  is carried in a wire of length  $L$ . If the wire is turned into a circular coil, the maximum magnitude of torque in a given magnetic field  $B$  will be [Pb. PET 2004]
- (a)  $\frac{LiB^2}{2}$  (b)  $\frac{Li^2B}{2}$   
(c)  $\frac{L^2iB}{4\pi}$  (d)  $\frac{Li^2B}{4\pi}$
88. In ballistic galvanometer, the frame on which the coil is wound is non-metallic to [MH CET 2004]
- (a) Avoid the production of induced e.m.f.  
(b) Avoid the production of eddy currents  
(c) Increase the production of eddy currents  
(d) Increase the production of induced e.m.f.
89. Two thin, long, parallel wires, separated by a distance ' $d$ ' carry a current of ' $i$ ' A in the same direction. They will [AIEEE 2005]
- (a) Attract each other with a force of  $\mu_0 i^2 / (2\pi d^2)$   
(b) Repel each other with a force of  $\mu_0 i^2 / (2\pi d^2)$   
(c) Attract each other with a force of  $\mu_0 i^2 / (2\pi d)$   
(d) Repel each other with a force of  $\mu_0 i^2 / (2\pi d)$
90. Three long, straight parallel wires carrying current, are arranged as shown in figure. The force experienced by a  $25 \text{ cm}$  length of wire C is [KCET 2005]



91. A circular coil of 20 turns and radius  $10 \text{ cm}$  is placed in uniform magnetic field of  $0.10 \text{ T}$  normal to the plane of the coil. If the current in coil is  $5 \text{ A}$ , then the torque acting on the coil will be [J & K CET 2005]
- (a)  $31.4 \text{ Nm}$  (b)  $3.14 \text{ Nm}$   
(c)  $0.314 \text{ Nm}$  (d) Zero

# Critical Thinking

## Objective Questions

1. A circular current carrying coil has a radius  $R$ . The distance from the centre of the coil on the axis where the magnetic induction will be  $\frac{1}{8}$ th to its value at the centre of the coil, is

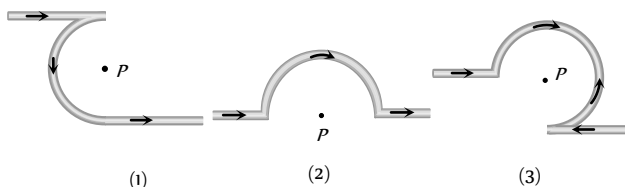
[MP PMT 1997]

- (a)  $\frac{R}{\sqrt{3}}$  (b)  $R\sqrt{3}$   
 (c)  $2\sqrt{3}R$  (d)  $\frac{2}{\sqrt{3}}R$
2. The field normal to the plane of a wire of  $n$  turns and radius  $r$  which carries a current  $i$  is measured on the axis of the coil at a small distance  $h$  from the centre of the coil. This is smaller than the field at the centre by the fraction

- (a)  $\frac{3}{2} \frac{h^2}{r^2}$  (b)  $\frac{2}{3} \frac{h^2}{r^2}$   
 (c)  $\frac{3}{2} \frac{r^2}{h^2}$  (d)  $\frac{2}{3} \frac{r^2}{h^2}$

3. The magnetic field at the centre of a circular coil of radius  $r$  is  $\pi$  times that due to a long straight wire at a distance  $r$  from it, for equal currents. Figure here shows three cases : in all cases the circular part has radius  $r$  and straight ones are infinitely long. For same current the  $B$  field at the centre  $P$  in cases 1, 2, 3 have the ratio

[CPMT 1989]



- (a)  $\left(-\frac{\pi}{2}\right) : \left(\frac{\pi}{2}\right) : \left(\frac{3\pi}{4} - \frac{1}{2}\right)$   
 (b)  $\left(-\frac{\pi}{2} + 1\right) : \left(\frac{\pi}{2} + 1\right) : \left(\frac{3\pi}{4} + \frac{1}{2}\right)$   
 (c)  $-\frac{\pi}{2} : \frac{\pi}{2} : 3\frac{\pi}{4}$   
 (d)  $\left(-\frac{\pi}{2} - 1\right) : \left(\frac{\pi}{2} - \frac{1}{4}\right) : \left(\frac{3\pi}{4} + \frac{1}{2}\right)$

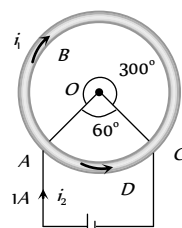
4. Two straight long conductors  $AOB$  and  $COD$  are perpendicular to each other and carry currents  $i_1$  and  $i_2$ . The magnitude of the magnetic induction at a point  $P$  at a distance  $a$  from the point  $O$  in a direction perpendicular to the plane  $ACBD$  is

- (a)  $\frac{\mu_0}{2\pi a}(i_1 + i_2)$  (b)  $\frac{\mu_0}{2\pi a}(i_1 - i_2)$   
 (c)  $\frac{\mu_0}{2\pi a}(i_1^2 + i_2^2)^{1/2}$  (d)  $\frac{\mu_0}{2\pi a} \frac{i_1 i_2}{(i_1 + i_2)}$

5. A cell is connected between the points  $A$  and  $C$  of a circular conductor  $ABCD$  of centre  $O$  with angle  $AOC = 60^\circ$ . If  $B_1$  and

$B_2$  are the magnitudes of the magnetic fields at  $O$  due to the currents in  $ABC$  and  $ADC$  respectively, the ratio  $\frac{B_1}{B_2}$  is

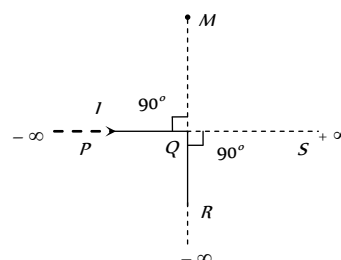
- (a) 0.2  
 (b) 6  
 (c) 1  
 (d) 5



6. An infinitely long conductor  $PQR$  is bent to form a right angle as shown. A current  $I$  flows through  $PQR$ . The magnetic field due to this current at the point  $M$  is  $H_1$ . Now another infinitely long straight conductor  $QS$  is connected at  $Q$  so that the current is  $I/2$  in  $QR$  as well as in  $QS$ . The current in  $PQ$  remaining unchanged. The magnetic field at  $M$  is now  $H_2$ . The ratio  $H_1/H_2$  is given by

[IIT-JEE (Screening) 2000]

- (a)  $\frac{1}{2}$   
 (b) 1  
 (c)  $\frac{2}{3}$   
 (d) 2



7. Two coaxial solenoids 1 and 2 of the same length are set so that one is inside the other. The number of turns per unit length are  $n_1$  and  $n_2$ . The currents  $i_1$  and  $i_2$  are flowing in opposite directions. The magnetic field inside the inner coil is zero. This is possible when

- (a)  $i_1 \neq i_2$  and  $n_1 = n_2$   
 (b)  $i_1 = i_2$  and  $n_1 \neq n_2$   
 (c)  $i_1 = i_2$  and  $n_1 = n_2$   
 (d)  $i_1 n_1 = i_2 n_2$

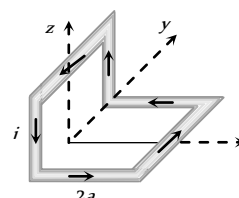
8. A coil having  $N$  turns is wound tightly in the form of a spiral with inner and outer radii  $a$  and  $b$  respectively. When a current  $I$  passes through the coil, the magnetic field at the centre is

- (a)  $\frac{\mu_0 NI}{b}$  (b)  $\frac{2\mu_0 NI}{a}$   
 (c)  $\frac{\mu_0 NI}{2(b-a)} \ln \frac{b}{a}$  (d)  $\frac{\mu_0 I^N}{2(b-a)} \ln \frac{b}{a}$

9. A non-planar conducting loop carrying a current  $I$  is placed as shown in the figure. Each of the straight sections of the loop is of length  $2a$ . The magnetic field due to this loop at the point  $P(a, 0, a)$  points in the direction

[IIT-JEE (Screening) 2001]

- (a)  $\frac{1}{\sqrt{2}}(-\hat{j} + \hat{k})$   
 (b)  $\frac{1}{\sqrt{3}}(-\hat{j} + \hat{k} + \hat{i})$



(c)  $\frac{1}{\sqrt{3}}(\hat{i} + \hat{j} + \hat{k})$

(d)  $\frac{1}{\sqrt{2}}(\hat{i} + \hat{k})$

10. A long straight wire along the  $z$ -axis carries a current  $I$  in the negative  $z$  direction. The magnetic vector field  $\vec{B}$  at a point having coordinates  $(x, y)$  in the  $z = 0$  plane is

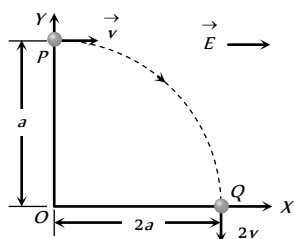
[IIT-JEE (Screening) 2002]

(a)  $\frac{\mu_0 I(y\hat{i} - x\hat{j})}{2\pi(x^2 + y^2)}$  (b)  $\frac{\mu_0 I(x\hat{i} + y\hat{j})}{2\pi(x^2 + y^2)}$

(c)  $\frac{\mu_0 I(x\hat{j} - y\hat{i})}{2\pi(x^2 + y^2)}$  (d)  $\frac{\mu_0 I(x\hat{i} - y\hat{j})}{2\pi(x^2 + y^2)}$

11. A particle of charge  $+q$  and mass  $m$  moving under the influence of a uniform electric field  $E\hat{i}$  and a uniform magnetic field  $B\hat{k}$  follows trajectory from  $P$  to  $Q$  as shown in figure. The velocities at  $P$  and  $Q$  are  $v\hat{i}$  and  $-2v\hat{j}$  respectively. Which of the following statement(s) is/are correct

[IIT 1991; BVP 2003]



(a)  $E = \frac{3}{4} \frac{mv^2}{qa}$

(b) Rate of work done by electric field at  $P$  is  $\frac{3}{4} \frac{mv^3}{a}$

(c) Rate of work done by electric field at  $P$  is zero

(d) Rate of work done by both the fields at  $Q$  is zero

12.  $H^+$ ,  $He^+$  and  $O^{++}$  ions having same kinetic energy pass through a region of space filled with uniform magnetic field  $B$  directed perpendicular to the velocity of ions. The masses of the ions  $H^+$ ,  $He^+$  and  $O^{++}$  are respectively in the ratio 1 : 4 : 16. As a result

(a)  $H^+$  ions will be deflected most

(b)  $O^{++}$  ions will be deflected least

(c)  $He^+$  and  $O^{++}$  ions will suffer same deflection

(d) All ions will suffer the same deflection

13. An ionized gas contains both positive and negative ions. If it is subjected simultaneously to an electric field along the  $+x$  direction and a magnetic field along the  $+z$  direction, then

[IIT-JEE (Screening) 2000]

(a) Positive ions deflect towards  $+y$  direction and negative ions towards  $-y$  direction

(b) All ions deflect towards  $+y$  direction

(c) All ions deflect towards  $-y$  direction

(d) Positive ions deflect towards  $-y$  direction and negative ions towards  $+y$  direction

14. An electron moves with speed  $2 \times 10^5$  m/s along the positive  $x$ -direction in the presence of a magnetic induction

$B = \hat{i} + 4\hat{j} - 3\hat{k}$  (in Tesla.) The magnitude of the force experienced by the electron in Newton's is (charge on the electron  $= 1.6 \times 10^{-19}$  C)

[EAMCET 2001]

(a)  $1.18 \times 10^{-13}$

(b)  $1.28 \times 10^{-13}$

(c)  $1.6 \times 10^{-13}$

(d)  $1.72 \times 10^{-13}$

15. A particle of mass  $m$  and charge  $q$  moves with a constant velocity  $v$  along the positive  $x$  direction. It enters a region containing a uniform magnetic field  $B$  directed along the negative  $z$  direction, extending from  $x = a$  to  $x = b$ . The minimum value of  $v$  required so that the particle can just enter the region  $x > b$  is

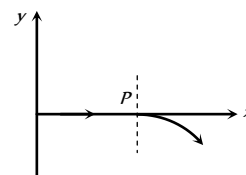
(a)  $qbB/m$

(b)  $q(b-a)B/m$

(c)  $qaB/m$

(d)  $q(b+a)B/2m$

16. For a positively charged particle moving in a  $x$ - $y$  plane initially along the  $x$ -axis, there is a sudden change in its path due to the presence of electric and/or magnetic fields beyond  $P$ . The curved path is shown in the  $x$ - $y$  plane and is found to be non-circular. Which one of the following combinations is possible



(a)  $\vec{E} = 0; \vec{B} = b\hat{i} + c\hat{k}$

(b)  $\vec{E} = a\hat{i}; \vec{B} = c\hat{k} + a\hat{i}$

(c)  $\vec{E} = 0; \vec{B} = c\hat{j} + b\hat{k}$

(d)  $\vec{E} = a\hat{i}; \vec{B} = c\hat{k} + b\hat{j}$

17. A horizontal rod of mass 10 gm and length 10 cm is placed on a smooth plane inclined at an angle of  $60^\circ$  with the horizontal, with the length of the rod parallel to the edge of the inclined plane. A uniform magnetic field of induction  $B$  is applied vertically downwards. If the current through the rod is 1.73 ampere, then the value of  $B$  for which the rod remains stationary on the inclined plane is

(a) 1.73 Tesla

(b)  $\frac{1}{1.73}$  Tesla

(c) 1 Tesla

(d) None of the above

18. Two long wires are hanging freely. They are joined first in parallel and then in series and then are connected with a battery. In both cases, which type of force acts between the two wires

(a) Attraction force when in parallel and repulsion force when in series

(b) Repulsion force when in parallel and attraction force when in series

(c) Repulsion force in both cases

(d) Attraction force in both cases

19. A wire of length  $L$  metre carrying a current of 1 ampere is bent in the form of a circle. Its magnitude of magnetic moment will be [MP PET 1995; M

(a)  $\frac{IL}{4\pi}$

(b)  $\frac{IL^2}{4\pi}$

(c)  $\frac{I^2 L^2}{4\pi}$

(d)  $\frac{I^2 L}{4\pi}$

## 1210 Magnetic Effect of Current

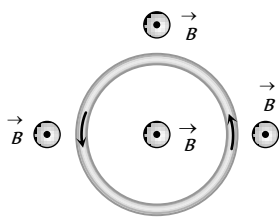
20. A thin circular wire carrying a current  $I$  has a magnetic moment  $M$ . The shape of the wire is changed to a square and it carries the same current. It will have a magnetic moment [MP PET 2003; MP PMT 2004]

- (a)  $M$  (b)  $\frac{4}{\pi^2}M$   
(c)  $\frac{4}{\pi}M$  (d)  $\frac{\pi}{4}M$

21. A particle of charge  $q$  and mass  $m$  moves in a circular orbit of radius  $r$  with angular speed  $\omega$ . The ratio of the magnitude of its magnetic moment to that of its angular momentum depends on

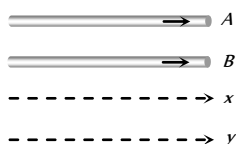
- (a)  $\omega$  and  $q$  (b)  $\omega$ ,  $q$  and  $m$   
(c)  $q$  and  $m$  (d)  $\omega$  and  $m$

22. An elastic circular wire of length  $l$  carries a current  $I$ . It is placed in a uniform magnetic field  $\vec{B}$  (Out of paper) such that its plane is perpendicular to the direction of  $\vec{B}$ . The wire will experience



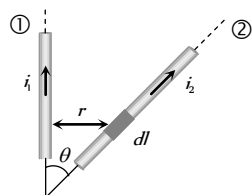
- (a) No force (b) A stretching force  
(c) A compressive force (d) A torque

23.  $A$  and  $B$  are two conductors carrying a current  $i$  in the same direction.  $x$  and  $y$  are two electron beams moving in the same direction [Karnataka CET (Engg./Med.) 2002]



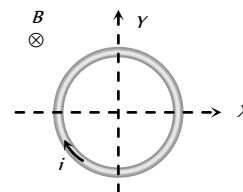
- (a) There will be repulsion between  $A$  and  $B$  attraction between  $x$  and  $y$   
(b) There will be attraction between  $A$  and  $B$ , repulsion between  $x$  and  $y$   
(c) There will be repulsion between  $A$  and  $B$  and also  $x$  and  $y$   
(d) There will be attraction between  $A$  and  $B$  and also  $x$  and  $y$
24. Wires 1 and 2 carrying currents  $i_1$  and  $i_2$  respectively are inclined at an angle  $\theta$  to each other. What is the force on a small element  $dl$  of wire 2 at a distance of  $r$  from wire 1 (as shown in figure) due to the magnetic field of wire 1 [AIEEE 2002]

- (a)  $\frac{\mu_0}{2\pi} i_1 i_2 dl \tan \theta$   
(b)  $\frac{\mu_0}{2\pi} i_1 i_2 dl \sin \theta$   
(c)  $\frac{\mu_0}{2\pi} i_1 i_2 dl \cos \theta$   
(d)  $\frac{\mu_0}{4\pi} i_1 i_2 dl \sin \theta$



25. A conducting loop carrying a current  $I$  is placed in a uniform magnetic field pointing into the plane of the paper as shown. The loop will have a tendency to

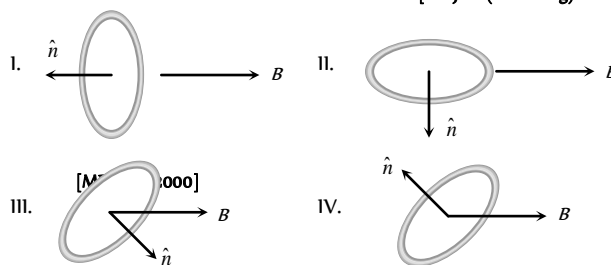
[IIT-JEE (Screening) 2003]



- (a) Contract  
(b) Expand  
(c) Move towards  $+ve$   $x$ -axis  
(d) Move towards  $-ve$   $x$ -axis

26. A current carrying loop is placed in a uniform magnetic field in four different orientations, I, II, III & IV arrange them in the decreasing order of potential Energy [IIT-JEE (Screening) 2000]

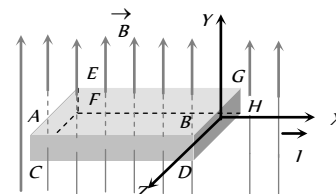
[IIT-JEE (Screening) 2003]



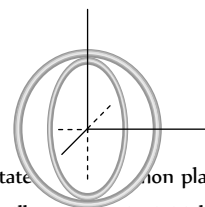
- (a)  $I > III > II > IV$  (b)  $I > II > III > IV$   
(c)  $I > IV > II > III$  (d)  $III > IV > I > II$

27. A metallic block carrying current  $I$  is subjected to a uniform magnetic induction  $\vec{B}$  as shown in the figure. The moving charges experience a force  $\vec{F}$  given by ..... which results in the lowering of the potential of the face ..... Assume the speed of the carriers to be  $v$  [IIT 1996]

- (a)  $eVB\hat{k}$ ,  $ABCD$   
(b)  $eVB\hat{k}$ ,  $EFGH$   
(c)  $-eVB\hat{k}$ ,  $ABCD$   
(d)  $-eVB\hat{k}$ ,  $EFGH$



28. Two insulated rings, one of slightly smaller diameter than the other are suspended along their common diameter as shown. Initially the planes of the rings are mutually perpendicular. When a steady current is set up in each of them [IIT 1995]



- (a) The two rings rotate about their common plane  
(b) The inner ring oscillates about its initial position  
(c) The inner ring stays stationary while the outer one moves into the plane of the inner ring  
(d) The outer ring stays stationary while the inner one moves into the plane of the outer ring

29. Two particles each of mass  $m$  and charge  $q$  are attached to the two ends of a light rigid rod of length  $2R$ . The rod is rotated at constant angular speed about a perpendicular axis passing through its centre. The ratio of the magnitudes of the magnetic moment of the system and its angular momentum about the centre of the rod is [IIT 1998]

- (a)  $\frac{q}{2m}$  (b)  $\frac{q}{m}$   
 (c)  $\frac{2q}{m}$  (d)  $\frac{q}{\pi m}$

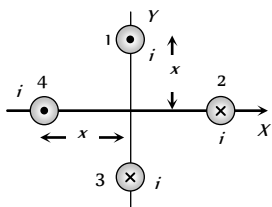
30. Two very long, straight and parallel wires carry steady currents  $I$  and  $I$  respectively. The distance between the wires is  $d$ . At a certain instant of time, a point charge  $q$  is at a point equidistant from the two wires in the plane of the wires. Its instantaneous velocity  $v$  is perpendicular to this plane. The magnitude of the force due to the magnetic field acting on the charge at this instant is [IIT 1998]

- (a)  $\frac{\mu_0 I q v}{2\pi d}$  (b)  $\frac{\mu_0 I q v}{\pi d}$   
 (c)  $\frac{2\mu_0 I q v}{\pi d}$  (d) 0

31. A ring of radius  $R$ , made of an insulating material carries a charge  $Q$  uniformly distributed on it. If the ring rotates about the axis passing through its centre and normal to plane of the ring with constant angular speed  $\omega$ , then the magnitude of the magnetic moment of the ring is [MP PET 2001]

- (a)  $Q\omega R^2$  (b)  $\frac{1}{2}Q\omega R^2$   
 (c)  $Q\omega^2 R$  (d)  $\frac{1}{2}Q\omega^2 R$

32. What will be the resultant magnetic field at origin due to four infinite length wires. If each wire produces magnetic field ' $B$ ' at origin



- (a)  $4B$  (b)  $\sqrt{2}B$   
 (c)  $2\sqrt{2}B$  (d) Zero

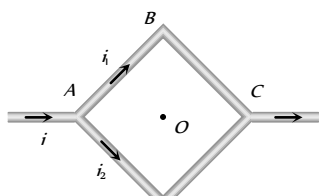
33. The ratio of the magnetic field at the centre of a current carrying circular wire and the magnetic field at the centre of a square coil made from the same length of wire will be

- (a)  $\frac{\pi^2}{4\sqrt{2}}$  (b)  $\frac{\pi^2}{8\sqrt{2}}$   
 (c)  $\frac{\pi}{2\sqrt{2}}$  (d)  $\frac{\pi}{4\sqrt{2}}$

34. Two infinite length wires carries currents  $8A$  and  $6A$  respectively and placed along  $X$  and  $Y$ -axis. Magnetic field at a point  $P(0,0,d)m$  will be

- (a)  $\frac{7\mu_0}{\pi d}$  (b)  $\frac{10\mu_0}{\pi d}$   
 (c)  $\frac{14\mu_0}{\pi d}$  (d)  $\frac{5\mu_0}{\pi d}$

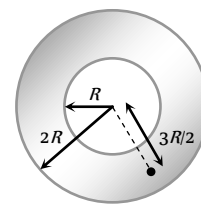
35. Figure shows a square loop  $ABCD$  with edge length  $a$ . The resistance of the wire  $ABC$  is  $r$  and that of  $ADC$  is  $2r$ . The value of magnetic field at the centre of the loop assuming uniform wire is



- (a)  $\frac{\sqrt{2}\mu_0 i}{3\pi a} \odot$  (b)  $\frac{\sqrt{2}\mu_0 i}{3\pi a} \otimes$   
 (c)  $\frac{\sqrt{2}\mu_0 i}{\pi a} \odot$  (d)  $\frac{\sqrt{2}\mu_0 i}{\pi a} \otimes$

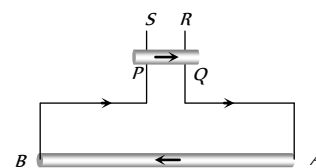
36. Figure shows the cross-sectional view of the hollow cylindrical conductor with inner radius ' $R$ ' and outer radius ' $2R$ ', cylinder carrying uniformly distributed current along its axis. The magnetic induction at point ' $P$ ' at a distance  $\frac{3R}{2}$  from the axis of the cylinder will be

- (a) Zero  
 (b)  $\frac{5\mu_0 i}{72\pi R}$   
 (c)  $\frac{7\mu_0 i}{18\pi R}$   
 (d)  $\frac{5\mu_0 i}{36\pi R}$

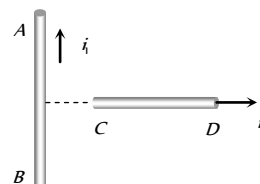


37. A long wire  $AB$  is placed on a table. Another wire  $PQ$  of mass  $1.0g$  and length  $50cm$  is set to slide on two rails  $PS$  and  $QR$ . A current of  $50A$  is passed through the wires. At what distance above  $AB$ , will the wire  $PQ$  be in equilibrium

- (a)  $25mm$   
 (b)  $50mm$   
 (c)  $75mm$   
 (d)  $100mm$



38. An infinitely long, straight conductor  $AB$  is fixed and a current is passed through it. Another movable straight wire  $CD$  of finite length and carrying current is held perpendicular to it and released. Neglect weight of the wire



- (a) The rod  $CD$  will move upwards parallel to itself  
 (b) The rod  $CD$  will move downward parallel to itself  
 (c) The rod  $CD$  will move upward and turn clockwise at the same time  
 (d) The rod  $CD$  will move upward and turn anti-clockwise at the same time

39. A steady current  $i$  flows in a small square loop of wire of side  $L$  in a horizontal plane. The loop is now folded about its middle such that half of it lies in a vertical plane. Let  $\vec{\mu}_1$  and  $\vec{\mu}_2$  respectively denote the magnetic moments due to the current loop before and after folding. Then

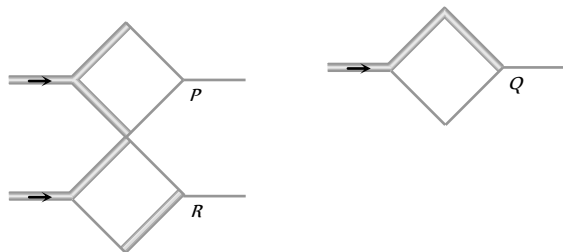
[IIT-JEE 1993]

- (a)  $\vec{\mu}_2 = 0$   
 (b)  $\vec{\mu}_1$  and  $\vec{\mu}_2$  are in the same direction  
 (c)  $\frac{|\vec{\mu}_1|}{|\vec{\mu}_2|} = \sqrt{2}$   
 (d)  $\frac{|\vec{\mu}_1|}{|\vec{\mu}_2|} = \left(\frac{1}{\sqrt{2}}\right)$

40. A current  $i$  is flowing in a straight conductor of length  $L$ . The magnetic induction at a point distant  $\frac{L}{4}$  from its centre will be

- (a)  $\frac{4\mu_0 i}{\sqrt{5}\pi L}$  (b)  $\frac{\mu_0 i}{2\pi L}$   
 (c)  $\frac{\mu_0 i}{\sqrt{2}L}$  (d) Zero

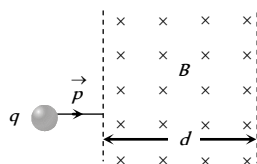
41. Two thick wires and two thin wires, all of the same materials and same length form a square in the three different ways  $P$ ,  $Q$  and  $R$  as shown in fig with current connection shown, the magnetic field at the centre of the square is zero in cases



- (a) In  $P$  only (b) In  $P$  and  $Q$  only  
 (c) In  $Q$  and  $R$  only (d)  $P$  and  $R$  only

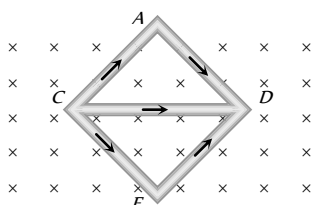
42. A particle with charge  $q$ , moving with a momentum  $p$ , enters a uniform magnetic field normally. The magnetic field has magnitude  $B$  and is confined to a region of width  $d$ , where  $d < \frac{p}{Bq}$ . The particle is deflected by an angle  $\theta$  in crossing the field

- (a)  $\sin\theta = \frac{Bqd}{p}$   
 (b)  $\sin\theta = \frac{p}{Bqd}$   
 (c)  $\sin\theta = \frac{Bp}{qd}$   
 (d)  $\sin\theta = \frac{pd}{Bq}$



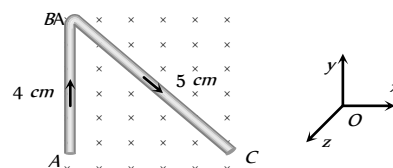
43. Same current  $i = 2A$  is flowing in a wire frame as shown in figure. The frame is a combination of two equilateral triangles  $ACD$  and  $CDE$  of side  $1m$ . It is placed in uniform magnetic field  $B = 4T$  acting perpendicular to the plane of frame. The magnitude of magnetic force acting on the frame is

- (a)  $24 N$   
 (b) Zero  
 (c)  $16 N$



- (d)  $8 N$

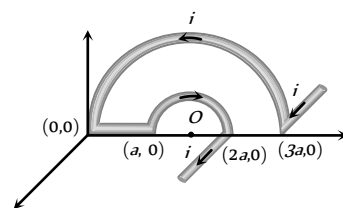
44. A uniform conducting wire  $ABC$  has a mass of  $10g$ . A current of  $2A$  flows through it. The wire is kept in a uniform magnetic field  $B = 2T$ . The acceleration of the wire will be



- (a) Zero  
 (b)  $12 ms^{-2}$  along  $y$ -axis  
 (c)  $1.2 \times 10^{-3} ms^{-2}$  along  $y$ -axis  
 (d)  $0.6 \times 10^{-3} ms^{-2}$  along  $y$ -axis

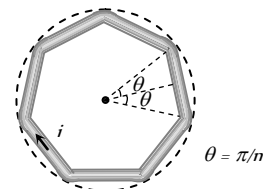
45. In the given figure net magnetic field at  $O$  will be

- (a)  $\frac{2\mu_0 i}{3\pi a} \sqrt{4 - \pi^2}$   
 (b)  $\frac{\mu_0 i}{3\pi a} \sqrt{4 + \pi^2}$   
 (c)  $\frac{2\mu_0 i}{3\pi a^2} \sqrt{4 + \pi^2}$   
 (d)  $\frac{2\mu_0 i}{3\pi a} \sqrt{(4 - \pi^2)}$



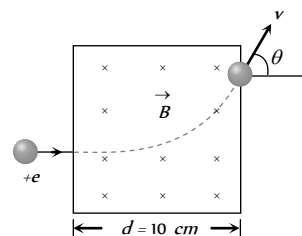
46. In the following figure a wire bent in the form of a regular polygon of  $n$  sides is inscribed in a circle of radius  $a$ . Net magnetic field at centre will be

- (a)  $\frac{\mu_0 i}{2\pi a} \tan \frac{\pi}{n}$   
 (b)  $\frac{\mu_0 n i}{2\pi a} \tan \frac{\pi}{n}$   
 (c)  $\frac{2}{\pi} \frac{n i}{a} \mu_0 \tan \frac{\pi}{n}$   
 (d)  $\frac{n i}{2a} \mu_0 \tan \frac{\pi}{n}$



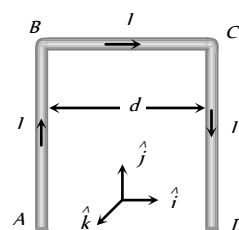
47. A proton accelerated by a potential difference  $500 KV$  moves through a transverse magnetic field of  $0.51 T$  as shown in figure. The angle  $\theta$  through which the proton deviates from the initial direction of its motion is

- (a)  $15^\circ$   
 (b)  $30^\circ$   
 (c)  $45^\circ$   
 (d)  $60^\circ$



48.  $AB$  and  $CD$  are long straight conductor, distance  $d$  apart, carrying a current  $I$ . The magnetic field at the midpoint of  $BC$  is

- (a)  $\frac{-\mu_0 I}{2\pi d} \hat{k}$   
 (b)  $\frac{-\mu_0 I}{\pi d} \hat{k}$   
 (c)  $\frac{-\mu_0 I}{4\pi d} \hat{k}$   
 (d)  $\frac{-\mu_0 I}{8\pi d} \hat{k}$



49. An electron is moving along the positive  $X$ -axis. You want to apply a magnetic field for a short time so that the electron may reverse its direction and move parallel to the negative  $X$ -axis. This can be done by applying the magnetic field along

(a)  $Y$ -axis (b)  $X$ -axis  
(c)  $Y$ -axis only (d) None of these

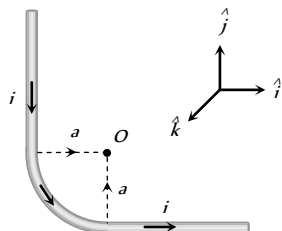
50. The unit vectors  $\hat{i}$ ,  $\hat{j}$  and  $\hat{k}$  are as shown below. What will be the magnetic field at  $O$  in the following figure

(a)  $\frac{\mu_0}{4\pi} \frac{i}{a} \left( 2 - \frac{\pi}{2} \right) \hat{j}$

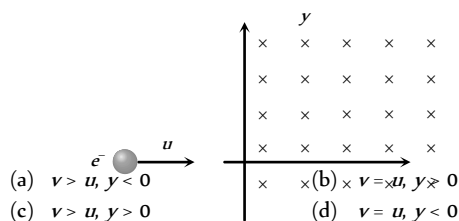
(b)  $\frac{\mu_0}{4\pi} \frac{i}{a} \left( 2 + \frac{\pi}{2} \right) \hat{j}$

(c)  $\frac{\mu_0}{4\pi} \frac{i}{a} \left( 2 + \frac{\pi}{2} \right) \hat{i}$

(d)  $\frac{\mu_0}{4\pi} \frac{i}{a} \left( 2 + \frac{\pi}{2} \right) \hat{k}$

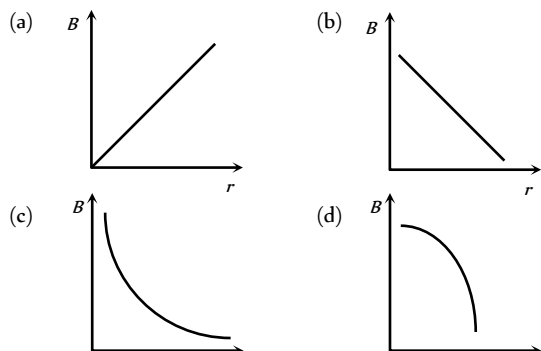


51. An electron moving with a speed  $u$  along the positive  $x$ -axis at  $y = 0$  enters a region of uniform magnetic field  $\vec{B} = -B_0 \hat{k}$  which exists to the right of  $y$ -axis. The electron exits from the region after some time with the speed  $v$  at co-ordinate  $y$ , then [IIT-JEE (Screening 2004)]



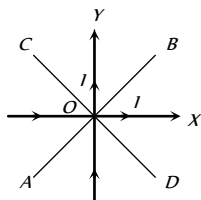
## Graphical Questions

1. Which of the following graphs shows the variation of magnetic induction  $B$  with distance  $r$  from a long wire carrying current [NCERT 1984; MNR 1998; MP PMT 1999]



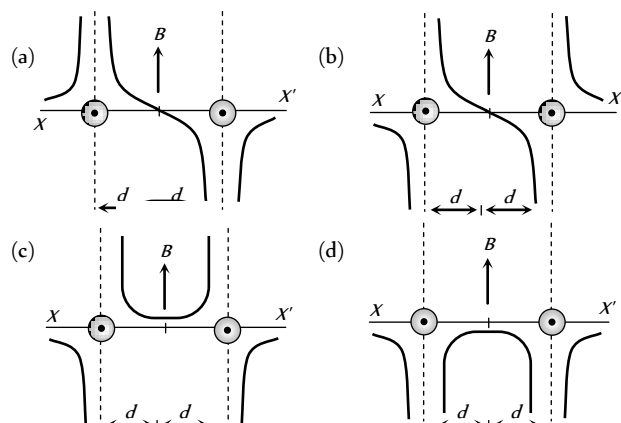
2. Two very thin metallic wires placed along  $X$  and  $Y$ -axis carry equal currents as shown here.  $AB$  and  $CD$  are lines at  $45^\circ$  with the axes with origin of axes at  $O$ . The magnetic field will be zero on the line [MP PMT 1995; CBSE PMT 1996]

(a)  $AB$   
(b)  $CD$   
(c) Segment  $OB$  only of line  $AB$

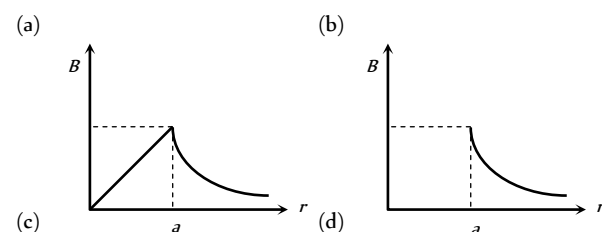


- (d) Segment  $OC$  only of line  $CD$

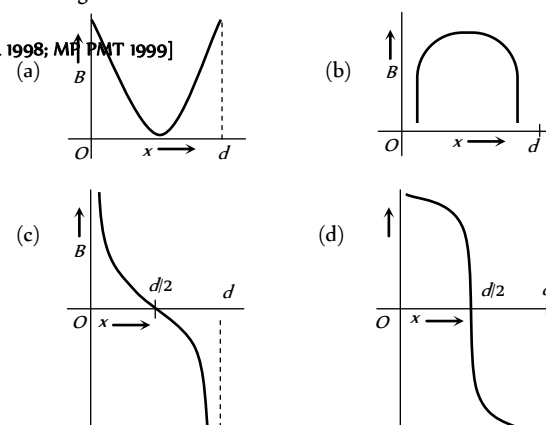
3. Two long parallel wires are at a distance  $2d$  apart. They carry steady equal currents flowing out of the plane of the paper, as shown. The variation of the magnetic field  $B$  along the line  $XX'$  is given by



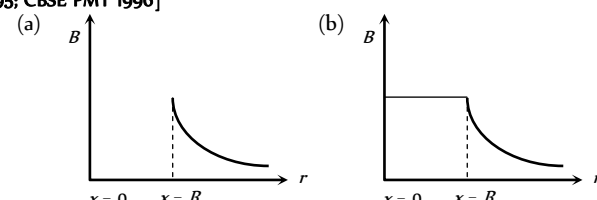
4. The magnetic field due to a straight conductor of radius  $a$  and carrying a steady current is represented by



5. Two parallel beams of protons and electrons, carrying equal currents are fixed at a separation  $d$ . The protons and electrons move in opposite directions.  $P$  is a point on a line joining the beams, at a distance  $x$  from any one beam. The magnetic field at  $P$  is  $B$ . If  $B$  is plotted against  $x$ , which of the following best represents the resulting curve



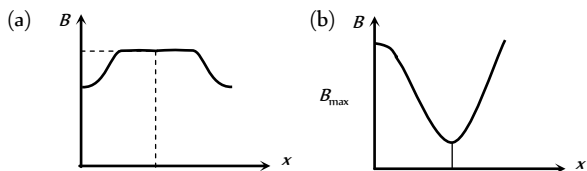
6. A long thin hollow metallic cylinder of radius ' $R$ ' has a current  $i$  ampere. The magnetic induction ' $B$ ' away from the axis at a distance  $r$  from the axis varies as shown in



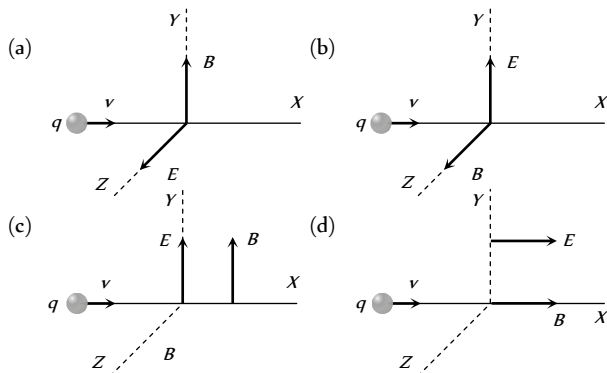
(c)

(d)

7. The correct curve between the magnetic induction ( $B$ ) along the axis of a long solenoid due to current flow  $i$  in it and distance  $x$  from one end is

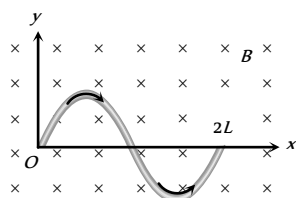


8. A particle of charge  $q$  and mass  $m$  is moving along the  $x$ -axis with a velocity  $v$  and enters a region of electric field  $E$  and magnetic field  $B$  as shown in figure below for which figure the net force on the charge may be zero

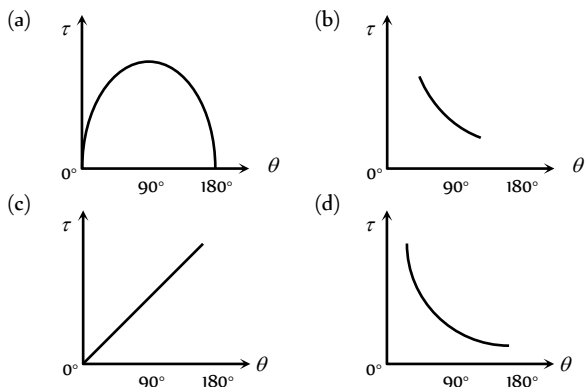


9. A wire carrying a current  $i$  is placed in a uniform magnetic field in the form of the curve  $y = a \sin\left(\frac{\pi x}{L}\right)$   $0 \leq x \leq 2L$ . The force acting on the wire is

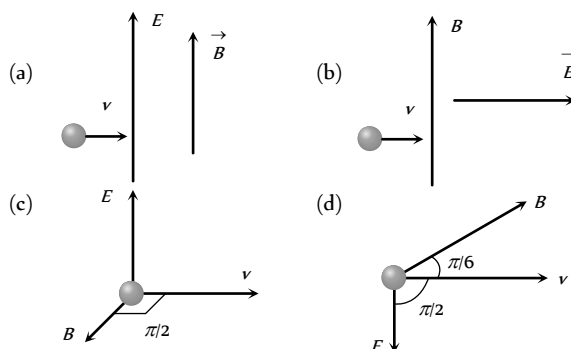
- (a)  $\frac{iBL}{\pi}$   
 (b)  $iBL\pi$   
 (c)  $2iBL$   
 (d) Zero



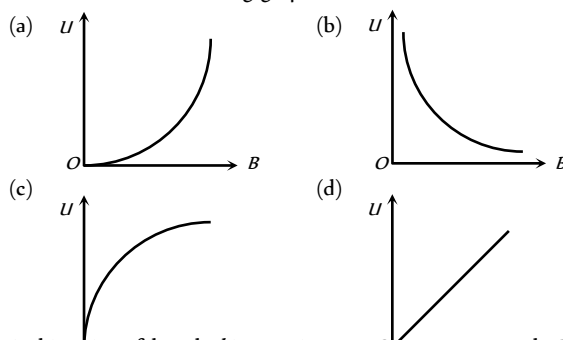
10. The  $(\tau - \theta)$  graph for a coil is



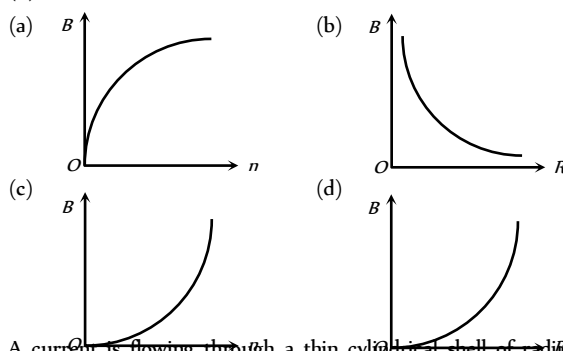
11. A uniform magnetic field  $B$  and a uniform electric field  $E$  act in a common region. An electron is entering this region of space. The correct arrangement for it to escape undeviated is



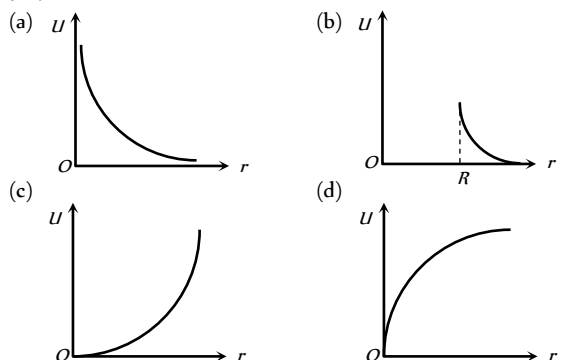
12. If induction of magnetic field at a point is  $B$  and energy density is  $U$  then which of the following graphs is correct



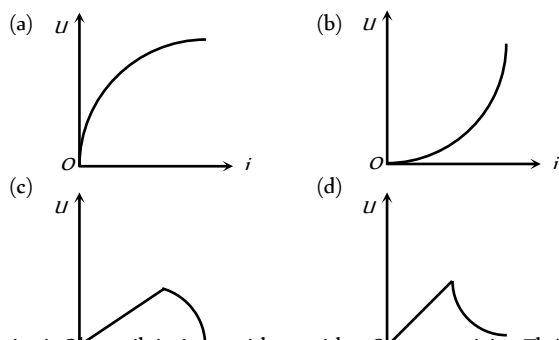
13. A thin wire of length  $L$  is carrying a constant current. The wire is bent to form a circular coil. If radius of the coil, thus formed, is equal to  $R$  and number of turns in it is equal to  $n$ , then which of the following graphs represent (s) variation of magnetic field induction ( $B$ ) at centre of the coil



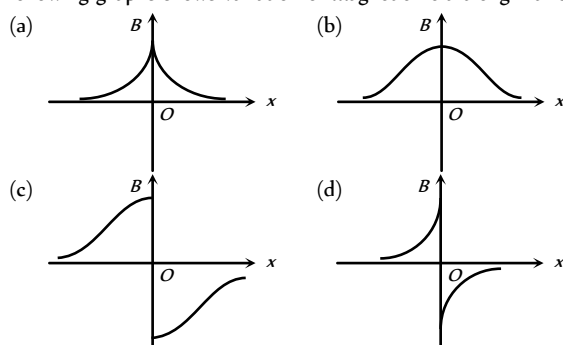
14. A current is flowing through a thin cylindrical shell of radius  $R$ . If energy density in the medium, due to magnetic field, at a distance  $r$  from axis of the shell is equal to  $U$  then which of the following graphs is correct



15. If current flowing through shell of previous objective is equal to  $i$ , then energy density at a point distance  $2R$  from axis of the shell varies according to the graph



16. A circular coil is in  $yz$  plane with centre at origin. The coil is carrying a constant current. Assuming direction of magnetic field at  $x = -25\text{ cm}$  to be positive direction of magnetic field, which of the following graphs shows variation of magnetic field along  $x$ -axis



## Assertion & Reason

For AIIMS Aspirants

Read the assertion and reason carefully to mark the correct option out of the options given below:

- (a) If both assertion and reason are true and the reason is the correct explanation of the assertion.  
 (b) If both assertion and reason are true but reason is not the correct explanation of the assertion.  
 (c) If assertion is true but reason is false.  
 (d) If the assertion and reason both are false.  
 (e) If assertion is false but reason is true.

- Assertion : Cyclotron does not accelerate electron.  
Reason : Mass of the electron is very small.  
[AIIMS 2000]
- Assertion : Cyclotron is a device which is used to accelerate the positive ion.  
Reason : Cyclotron frequency depends upon the velocity.[AIIMS 1997]
- Assertion : Magnetic field interacts with a moving charge and not with a stationary charge.  
Reason : A moving charge produces a magnetic field.
- Assertion : If an electron is not deflected while passing through a certain region of space, then only possibility is that there is no magnetic region.  
Reason : Force is directly proportional to the magnetic field applied.
- Assertion : Free electron always keep on moving in a conductor even then no magnetic force act on them in magnetic field unless a current is passed through it.

- Reason : The average velocity of free electron is zero.
- Assertion : The ion cannot move with a speed beyond a certain limit in a cyclotron.  
Reason : As velocity increases time taken by ion increases.
- Assertion : The coil is bound over the metallic frame in moving coil galvanometer.  
Reason : The metallic frame help in making steady deflection without any oscillation.
- Assertion : A circular loop carrying current lies in  $XY$  plane with its center at origin having a magnetic flux in negative  $Z$ -axis.  
Reason : Magnetic flux direction is independent of the direction of current in the conductor.
- Assertion : The energy of charged particle moving in a uniform magnetic field does not change.  
Reason : Work done by magnetic field on the charge is zero.
- Assertion : If an electron, while coming vertically from outerspace, enter the earth's magnetic field, it is deflected towards west.  
Reason : Electron has negative charge.
- Assertion : A direct current flows through a metallic rod, produced magnetic field only outside the rod.  
Reason : There is no flow of charge carriers inside the rod.
- Assertion : An electron and proton enters a magnetic field with equal velocities, then, the force experienced by the proton will be more than electron.  
Reason : The mass of proton is 1837 times more than electron.
- Assertion : Torque on the coil is the maximum, when coil is suspended in a radial magnetic field.  
Reason : The torque tends to rotate the coil on its own axis.
- Assertion : A loosely round helix made of stiff wire is suspended vertically with the lower end just touching a dish of mercury. When a current is passed through the wire, the helical wire executes oscillatory motion with the lower end jumping out of and inside of mercury.  
Reason : When electric current is passed through helix, a magnetic field is produced both inside and outside the helix.
- Assertion : The magnetic field at the ends of a very long current carrying solenoid is half of that at the center.  
Reason : If the solenoid is sufficiently long, the field within it is uniform.
- Assertion : If a charged particle is moving on a circular path in a perpendicular magnetic field, the momentum of the particle is not changing.  
Reason : Velocity of the particle is not changing in the magnetic field.
- Assertion : If a proton and an  $\alpha$ -particle enter a uniform magnetic field perpendicularly, with the same speed, then the time period of revolution of the  $\alpha$ -particle is double than that of proton.  
Reason : In a magnetic field, the time period of revolution of a charged particle is directly proportional to mass.
- Assertion : If two long wires, hanging freely are connected to a battery in series, they come closer to each other.

## 1216 Magnetic Effect of Current

Reason : Force of attraction acts between the two wires carrying current.

19. Assertion : A current  $I$  flows along the length of an infinitely long straight and thin walled pipe. Then the magnetic field at any point inside the pipe is zero.

Reason :  $\oint \vec{B} \cdot d\vec{l} = \mu_0 I$

# Answers

## Biot-Savart's Law and Amperes Law

1	c	2	b	3	c	4	b	5	d
6	c	7	b	8	d	9	b	10	d
11	b	12	a	13	a	14	c	15	c
16	a	17	b	18	a	19	b	20	d
21	c	22	c	23	a	24	d	25	b
26	d	27	c	28	a	29	b	30	d
31	b	32	a	33	a	34	d	35	d
36	d	37	b	38	c	39	a	40	c
41	c	42	b	43	d	44	b	45	d
46	b	47	a	48	a	49	b	50	d
51	c	52	b	53	c	54	b	55	d
56	a	57	b	58	a	59	d	60	d
61	c	62	c	63	d	64	b	65	a
66	c	67	a	68	c	69	a	70	b
71	c	72	c	73	b	74	b	75	d
76	b	77	b	78	b	79	c	80	b
81	d	82	c	83	c	84	d	85	c
86	b	87	d	88	a	89	a	90	b
91	c	92	d	93	d	94	a	95	b
96	b	97	a	98	d	99	c	100	d
101	b	102	c	103	b	104	d	105	a
106	c	107	b	108	a	109	a	110	c
111	d	112	a	113	b	114	a	115	b
116	d	117	c	118	b	119	a	120	a
121	a	122	a	123	c	124	d	125	c
126	b								

## Motion of Charged Particle In Magnetic Field

1	abd	2	d	3	c	4	a	5	b
6	b	7	c	8	c	9	c	10	d
11	c	12	d	13	d	14	b	15	a
16	c	17	c	18	a	19	c	20	b
21	c	22	c	23	d	24	b	25	d
26	a	27	c	28	a	29	d	30	d
31	d	32	b	33	c	34	a	35	c
36	b	37	d	38	a	39	a	40	d
41	c	42	a	43	d	44	a	45	b
46	c	47	d	48	b	49	c	50	d
51	b	52	c	53	b	54	a	55	a
56	d	57	d	58	b	59	d	60	a
61	c	62	c	63	b	64	a	65	a

66	b	67	b	68	a	69	bd	70	b
71	c	72	b	73	b	74	a	75	d
76	d	77	d	78	b	79	a	80	d
81	a	82	a	83	c	84	b	85	b
86	c	87	c	88	b	89	a	90	b
91	a	92	a	93	c	94	d	95	c
96	a	97	c	98	b	99	a	100	b
101	d	102	c	103	d	104	d	105	c
106	c	107	d	108	d	109	d	110	d
111	a	112	b	113	d	114	c	115	c
116	c	117	c	118	c				

## Force and Torque on a Current Carrying Conductor

1	b	2	c	3	b	4	c	5	b
6	a	7	b	8	b	9	a	10	a
11	c	12	a	13	c	14	c	15	a
16	c	17	b	18	b	19	b	20	b
21	d	22	b	23	d	24	a	25	a
26	b	27	d	28	b	29	c	30	c
31	c	32	d	33	d	34	d	35	b
36	a	37	a	38	a	39	c	40	d
41	c	42	a	43	a	44	c	45	d
46	a	47	d	48	a	49	a	50	c
51	b	52	a	53	abc	54	a	55	c
56	b	57	a	58	d	59	c	60	a
61	b	62	b	63	d	64	b	65	c
66	a	67	b	68	a	69	a	70	a
71	c	72	a	73	a	74	d	75	d
76	c	77	a	78	a	79	b	80	c
81	b	82	c	83	c	84	b	85	a
86	d	87	c	88	b	89	c	90	c
91	d								

## Critical Thinking Questions

1	b	2	a	3	a	4	c	5	c
6	c	7	cd	8	c	9	d	10	a
11	abd	12	ac	13	c	14	c	15	b
16	b	17	c	18	a	19	b	20	d
21	c	22	b	23	b	24	c	25	b
26	c	27	a	28	a	29	a	30	d
31	b	32	c	33	b	34	d	35	b
36	d	37	a	38	c	39	c	40	a
41	d	42	a	43	a	44	b	45	b
46	b	47	b	48	b	49	a	50	d
51	d								

## Graphical Questions

1	c	2	a	3	b	4	a	5	c
6	a	7	a	8	b	9	c	10	a
11	c	12	a	13	bc	14	b	15	b
16	b								

## Assertion and Reason

1	a	2	c	3	a	4	e	5	a
6	c	7	a	8	c	9	a	10	b
11	d	12	e	13	b	14	b	15	b
16	d	17	b	18	d	19	a		

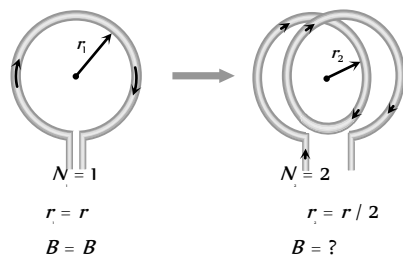
## AS Answers and Solutions

## Biot-Savart's Law and Amperes Law

1. (c) Magnetic field at the centre of current carrying coil is given by

$$B = \frac{\mu_0}{4\pi} \cdot \frac{2\pi Ni}{r} \Rightarrow B \propto \frac{N}{r} \Rightarrow \frac{B_1}{B_2} = \frac{N_1}{N_2} \times \frac{r_2}{r_1}$$

The following figure shows that single turn coil changes to double turn coil.

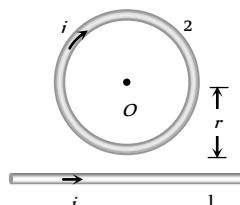


$$\Rightarrow \frac{B}{B_2} = \frac{1}{2} \times \frac{r/2}{r} = \frac{1}{4} \Rightarrow B_2 = 4B$$

**Short trick :** For such type of problems remember  $B_2 = n^2 B_1$

2. (b) If distance is same field will be same  $\left( \because B = \frac{\mu_0}{4\pi} \cdot \frac{2i}{r} \right)$
3. (c) Magnetic field lies inside as well as outside the solid current carrying conductor.
4. (b) Because for inside the pipe  $i = 0$   
 $\therefore B = \frac{\mu_0 i}{2\pi r} = 0$
5. (d)  $dB = \frac{\mu_0}{4\pi} \cdot \frac{idl \sin \theta}{r^2} \Rightarrow d\vec{B} = \frac{\mu_0}{4\pi} \cdot \frac{i(d\vec{l} \times \vec{r})}{r^3}$
6. (c) The magnetic field at the centre of the circle  
 $= \frac{\mu_0}{4\pi} \times \frac{2\pi i}{r} = 10^{-7} \times \frac{2\pi(nq)}{r} = \frac{2\pi nq}{r} \times 10^{-7} \text{ N/A-m}$
7. (b) The given shape is equivalent to the following diagram

The field at  $O$  due to straight part of conductor



is  $B_1 = \frac{\mu_0}{4\pi} \cdot \frac{2i}{r} \odot$ . The field at  $O$  due to circular coil is

$B_2 = \frac{\mu_0}{4\pi} \cdot \frac{2\pi i}{r} \otimes$ . Both fields will act in the opposite

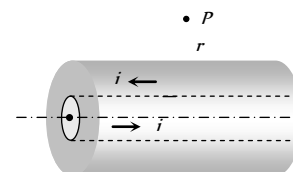
direction, hence the total field at  $O$ .

$$\text{i.e. } B = B_2 - B_1 = \left( \frac{\mu_0}{4\pi} \right) \times (\pi - 1) \frac{2i}{r} = \frac{\mu_0}{4\pi} \cdot \frac{2i}{r} (\pi - 1)$$

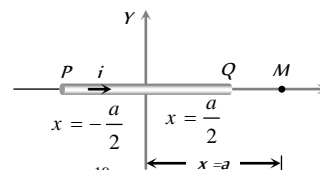
$$8. (d) B = \frac{\mu_0}{4\pi} \cdot \frac{(2\pi - \theta)i}{R} = \frac{\mu_0}{4\pi} \cdot \frac{\left( 2\pi - \frac{\pi}{2} \right) \times i}{R} = \frac{3\mu_0 i}{8R}$$

9. (b) The respective figure is shown below

Magnetic field at  $P$  due to inner and outer conductors are equal and opposite. Hence net magnetic field at  $P$  will be zero.



10. (d) Magnetic field at a point on the axis of a current carrying wire is always zero.



$$11. (b) i = \frac{q}{T} = \frac{2 \times 1.6 \times 10^{-19}}{2} = 1.6 \times 10^{-19} \text{ A}$$

$$\therefore B = \frac{\mu_0 i}{2r} = \frac{\mu_0 \times 1.6 \times 10^{-19}}{2 \times 0.8} = \mu_0 \times 10^{-19}$$

$$12. (a) B = \mu_0 ni = 4\pi \times 10^{-7} \times 5 \times 1000 = 2\pi \times 10^{-3} \text{ Tesla}$$

$$13. (a) B = \frac{\mu_0}{4\pi} \cdot \frac{2i}{r} \Rightarrow \frac{B_1}{B_2} = \frac{r_2}{r_1} \Rightarrow \frac{10^{-8}}{B_2} = \frac{12}{4}$$

$$\Rightarrow B_2 = 3.33 \times 10^{-9} \text{ Tesla}$$

$$14. (c) B \propto \frac{1}{r} \Rightarrow \frac{B_1}{B_2} = \frac{r_2}{r_1} \Rightarrow \frac{B}{B_2} = \frac{r/2}{r} \Rightarrow B_2 = 2B$$

$$15. (c) \text{Field at the centre of a circular coil of radius } r \text{ is } B = \frac{\mu_0 I}{2r}$$

$$16. (a) B = \frac{\mu_0 Ni}{2r} = \frac{4\pi \times 10^{-7} \times 100 \times 0.1}{2 \times 5 \times 10^{-2}} = 4\pi \times 10^{-5} \text{ Tesla}$$

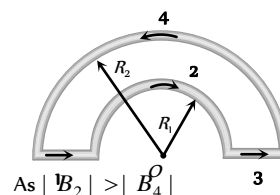
$$17. (b) \text{Magnetic field inside the solenoid } B_{in} = \mu_0 ni$$

18. (a) In the following figure, magnetic fields at  $O$  due to sections 1, 2, 3 and 4 are considered as  $B_1, B_2, B_3$  and  $B_4$  respectively.

$$B_1 = B_3 = 0$$

$$B_2 = \frac{\mu_0}{4\pi} \cdot \frac{\pi i}{R_1} \otimes$$

$$B_4 = \frac{\mu_0}{4\pi} \cdot \frac{\pi i}{R_2} \odot$$



As  $|B_2| > |B_4|$

$$\text{So } B_{\text{net}} = B_2 - B_4 \Rightarrow B_{\text{net}} = \frac{\mu_0 i}{4} \left( \frac{1}{R_1} - \frac{1}{R_2} \right) \otimes$$

19. (b)  $B = \mu_0 ni$
20. (d) The magnetic induction at  $O$  due to the current in portion  $AB$  will be zero because  $O$  lies on  $AB$  when extended.
21. (c) The induction due to  $AB$  and  $CD$  will be zero. Hence the whole induction will be due to the semicircular part  $BC$ .

$$B = \frac{\mu_0 i}{4r}$$

22. (c) The magnetic induction due to both semicircular parts will be in the same direction perpendicular to the paper inwards.

$$\therefore B = B_1 + B_2 = \frac{\mu_0 i}{4r_1} + \frac{\mu_0 i}{4r_2} = \frac{\mu_0 i}{4} \left( \frac{r_1 + r_2}{r_1 r_2} \right) \otimes$$

23. (a) Field at a point  $x$  from the centre of a current carrying loop on the axis is

$$B = \frac{\mu_0}{4\pi} \cdot \frac{2M}{x^3} = \frac{10^{-7} \times 2 \times 2.1 \times 10^{-25}}{(10^{-10})^3}$$

$$= 4.2 \times 10^{-32} \times 10^{30} = 4.2 \times 10^{-2} \text{ W/m}^2$$

24. (d) At these points, the resultant field = 0

25. (b)  $i = \frac{q}{t} = 100 \times e$

$$B_{\text{centre}} = \frac{\mu_0}{4\pi} \cdot \frac{2\pi i}{r} = \frac{\mu_0}{4\pi} \cdot \frac{2\pi \times 100e}{r}$$

$$= \frac{\mu_0 \times 200 \times 1.6 \times 10^{-19}}{4 \times 0.8} = 10^{-17} \mu_0$$

26. (d)  $B = \frac{\mu_0}{4\pi} \cdot \frac{2\pi NiR^2}{r^3} \Rightarrow B \propto \frac{1}{r^3}$

27. (c)  $B = \frac{\mu_0}{4\pi} \cdot \frac{2\pi(qv)}{r}$
- $$= 10^{-7} \times \frac{2 \times 3.14 \times (1.6 \times 10^{-19} \times 6.6 \times 10^{15})}{0.53 \times 10^{-10}} = 12.5 \text{ Wb/m}^2$$

28. (a)

29. (b)

30. (d) Two coils carrying current in opposite direction, hence net magnetic field at centre will be difference of the two fields.

$$\text{i.e. } B_{\text{net}} = \frac{\mu_0}{4\pi} \cdot 2\pi N \left[ \frac{Ni_1}{r_1} - \frac{i_2}{r_2} \right] = \frac{10\mu_0}{2} \left[ \frac{0.2}{0.2} - \frac{0.3}{0.4} \right] = \frac{5}{4} \mu_0$$

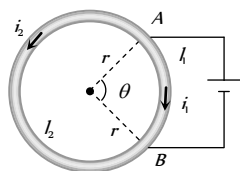
31. (b) Because  $B = \mu_0 ni \Rightarrow B \propto ni$ .

32. (a) See solution 34.

33. (a)  $B = \mu_0 ni \Rightarrow i = \frac{B}{\mu_0 n} = \frac{20 \times 10^{-3}}{4\pi \times 10^{-7} \times 20 \times 100}$
- $$= 7.9 \text{ amp} = 8 \text{ amp}$$

34. (d) Directions of currents in two parts are different, so directions of magnetic fields due to these currents are opposite. Also applying Ohm's law across  $AB$

$$i_1 R_1 = i_2 R_2 \Rightarrow i_1 l_2 = i_2 l_1$$



$$\left( \because R = \rho \frac{l}{A} \right)$$

$$\text{Also } B_1 = \frac{\mu_0}{4\pi} \times \frac{i_1 l_1}{r^2} \text{ and } B_2 = \frac{\mu_0}{4\pi} \times \frac{i_2 l_2}{r^2} \quad (\because l = r\theta)$$

$$\therefore \frac{B_2}{B_1} = \frac{i_1 l_1}{i_2 l_2} = 1$$

Hence, two field induction's are equal but of opposite direction. So, resultant magnetic induction at the centre is zero and is independent of  $\theta$ .

35. (d) The magnetic field at any point on the axis of wire be zero.

36. (d) Magnetic field inside the hollow conductor (tube) is zero.

37. (b) If a wire of length  $l$  is bent in the form of a circle of radius  $r$  then  $2\pi r = l \Rightarrow$

$$r = \frac{l}{2\pi}$$

$$l = \pi^2 m$$

$$r = \frac{l}{2\pi} = \frac{\pi^2}{2\pi} = \frac{\pi}{2}$$

$$i = 2A$$

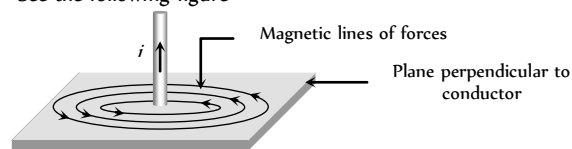
Magnetic field due to

$$\text{straight wire } B_1 = \frac{\mu_0}{4\pi} \cdot \frac{2i}{r} = \frac{\mu_0}{4\pi} \times \frac{2 \times 2}{1 \times 10^{-2}} \text{ also magnetic}$$

$$\text{field due to circular loop } B_2 = \frac{\mu_0}{4\pi} \cdot \frac{2\pi i}{r} = \frac{\mu_0}{4\pi} \cdot \frac{2\pi \times 2}{\pi/2} \Rightarrow$$

$$\frac{B_2}{B_1} = \frac{1}{50}$$

38. (c) See the following figure



39. (a)  $B = \frac{\mu_0}{4\pi} \cdot \frac{2i}{r} \Rightarrow 10^{-5} = 10^{-7} \times \frac{2i}{(10 \times 10^{-2})} \Rightarrow i = 5A$

40. (c)  $B = \frac{\mu_0}{4\pi} \cdot \frac{2\pi Ni}{r}$

$$\Rightarrow 3.14 \times 10^{-3} = \frac{10^{-7} \times 2 \times 3.14 \times N \times 10}{(10 \times 10^{-2})} \Rightarrow N = 50$$

41. (c) The magnetic field in the solenoid along its axis (i) At an internal point =  $\mu_0 ni$

$$= 4\pi \times 10^{-7} \times 5000 \times 4 = 25.1 \times 10^{-3} \text{ Wb/m}^2$$

(Here  $n = 50 \text{ turns/cm} = 5000 \text{ turns/m}$ )

(ii) At one end

$$B_{\text{end}} = \frac{1}{2} B_{\text{in}} = \frac{\mu_0 ni}{2} = \frac{25.1 \times 10^{-3}}{2} = 12.6 \times 10^{-3} \text{ Wb/m}^2$$

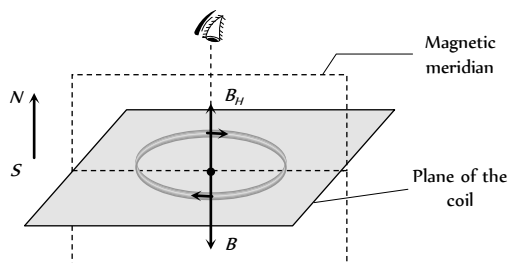
42. (b) Magnetic field at the centre of solenoid ( $B$ ) =  $\mu_0 ni$

Where  $n$  = Number of turns/meter

$$\therefore B = 4\pi \times 10^{-7} \times 4250 \times 5 = 2.7 \times 10^{-2} \text{ Wb/m}^2$$

43. (d) Use Right hand palm rule, or Maxwell's Cork screw rule or any other.

44. (b)  $B' = n^2 B \Rightarrow B' = (4)^2 B = B' = 16B$
45. (d)  $B = \frac{\mu_0}{4\pi} \cdot \frac{2\pi i}{r} \Rightarrow 12.56 = 10^{-7} \times \frac{2\pi \times i}{5.2 \times 10^{-11}}$   
 $\Rightarrow i = 1.04 \times 10^{-3} \text{ A}$
46. (b)  $B = \frac{\mu_0}{4\pi} \cdot \frac{\theta}{r} = \frac{\mu_0}{4\pi} \times \frac{\pi}{2} \times \frac{i}{R} = \frac{\mu_0 i}{8R}$
47. (a)  $B \propto \frac{1}{r} \Rightarrow \frac{B_1}{B_2} = \frac{r_2}{r_1} \Rightarrow \frac{0.04}{B_2} = \frac{40}{10} \Rightarrow B_2 = 0.01 \text{ T}$
48. (a) See solution 34.
49. (b)  $B = \frac{\mu_0 i}{2\pi r}$  or  $B \propto \frac{1}{r}$
50. (d)  $B = \mu_0 n i = \mu_0 \frac{N}{L} i$
51. (c) Here  $B = \mu_0 n i$   
 where  $n$  is number of turns per unit length  $= \frac{N}{l}$
52. (b)  $\frac{\mu_0}{4\pi} \times \frac{2\pi i}{r} = H \Rightarrow \frac{(10^{-7}) \times 2 \times 3.142 \times i}{0.05} = 7 \times 10^{-5}$   
 $\therefore i = \frac{7 \times 0.05 \times 10^{-5}}{2 \times 3.142 \times 10^{-7}} = \frac{35}{2 \times 3.142} = 5.6 \text{ amp}$
53. (c)  $B = \frac{\mu_0 N i}{2r} = \frac{4\pi \times 10^{-7} \times 1000 \times 0.1}{2 \times 0.1} = 6.28 \times 10^{-4} \text{ T}$
54. (b)  $B = \frac{\mu_0 N i}{2r} = \frac{4\pi \times 10^{-7} \times 50 \times 2}{2 \times 0.5} = 1.25 \times 10^{-4} \text{ T}$
55. (d)  $B \propto \frac{i}{r}$
56. (a)  $B = \frac{\mu_0 i}{2\pi r}$  i.e.  $B \propto \frac{1}{r}$  i.e. when  $r$  is doubled,  $B$  is halved.
57. (b) Applying Ampere's law  $\oint B \cdot dl = \mu_0 i$  to any closed path inside the pipe we find no current is enclosed. Hence  $B = 0$ .
58. (a) Magnetic field at the centre of current carrying coil is  
 $B = \frac{\mu_0}{4\pi} \cdot \frac{2\pi i}{r} = \frac{\mu_0 n i}{2r}$
59. (d) The magnetic field is given by  $B = \frac{\mu_0}{4\pi} \cdot \frac{2i}{r}$ .  
 It is independent of the radius of the wire.
60. (d) Magnetic meridian is a vertical  $N$ - $S$  plane, the earth's magnetic field ( $B_H$ ) lies in it. (For more details see magnetism).  
 To obtain neutral point at the centre of coil, magnetic field due to current ( $B$ ) and  $B_H$  must cancel each other. Hence plane of the coil and magnetic meridian must be perpendicular to each other as shown



61. (c)  $1 \text{ Tesla} = 10^4 \text{ Gauss}$
62. (c)
63. (d)
64. (b)  $B = \frac{\mu_0}{4\pi} \times \frac{2i}{r} = 10^{-7} \times \frac{2 \times 1}{10^{-2}} = 2 \times 10^{-5} \text{ Tesla}$
65. (a) Magnetic field due to one side of the square at centre  $O$   
 $B_1 = \frac{\mu_0}{4\pi} \cdot \frac{2i \sin 45^\circ}{a/2} \Rightarrow B_1 = \frac{\mu_0}{4\pi} \cdot \frac{2\sqrt{2} i}{a}$   
 Hence magnetic field at centre due to all side  
 $B = 4B_1 = \frac{\mu_0 (2\sqrt{2} i)}{\pi a}$   
 Magnetic field due to  $n$  turns  
 $B_{\text{net}} = nB = \frac{\mu_0 2\sqrt{2} n i}{\pi a} = \frac{\mu_0 2\sqrt{2} n i}{\pi (2l)} = \frac{\sqrt{2} \mu_0 n i}{\pi l} \quad (\because a = 2l)$
66. (c)
67. (a)
68. (c) Magnetic field on the axis of circular current  
 $B = \frac{\mu_0}{4\pi} \cdot \frac{2\pi i r^2}{(x^2 + r^2)^{3/2}} \Rightarrow B \propto \frac{nr^2}{(x^2 + r^2)^{3/2}}$
69. (a)  $r_1 : r_2 = 1 : 2$  and  $B_1 : B_2 = 1 : 3$  We know that  
 $B = \frac{\mu_0}{4\pi} \cdot \frac{2\pi i}{r} \Rightarrow \frac{i_1}{i_2} = \frac{B_1 r_1}{B_2 r_2} = \frac{1 \times 1}{3 \times 2} = \frac{1}{6}$
70. (b)  $B = 10^{-7} \cdot \frac{2i}{r} = 10^{-7} \times \frac{2 \times 2}{5} = 8 \times 10^{-8} \text{ T}$
71. (c)  $B = \frac{\mu_0}{4\pi} \times \frac{\pi i}{r} \Rightarrow B = 10^{-7} \times \frac{\pi \times 10}{5 \times 10^{-2}} = 6.28 \times 10^{-5} \text{ T}$
72. (c) Magnetic field due to solenoid is independent of diameter (Because  $B = \mu_0 n i$ ).
73. (b)  $B = \frac{\mu_0}{4\pi} \cdot \frac{2\pi i}{r} = 10^{-7} \times \frac{2\pi \times 2}{0.0157} = 8 \times 10^{-5} \text{ Wb/m}^2$
74. (b)  $B = \mu_0 n i = 4\pi \times 10^{-7} \times \frac{200}{10^{-2}} \times 2.5 = 6.28 \times 10^{-2} \text{ Wb/m}^2$
75. (d) Magnetic field at centre due to smaller loop  
 $B_1 = \frac{\mu_0}{4\pi} \cdot \frac{2\pi i_1}{r_1} \dots (i)$

Due to Bigger loop  $B_2 = \frac{\mu_0}{4\pi} \cdot \frac{2\pi i_2}{r_2}$  So net magnetic field at centre

$$B = B_1 - B_2 = \frac{\mu_0}{4\pi} \times 2\pi \left( \frac{i_1}{r_1} - \frac{i_2}{r_2} \right)$$

According to question  $B = \frac{1}{2} \times B_1$

$$\Rightarrow \frac{\mu_0}{4\pi} \cdot 2\pi \left( \frac{i_1}{r_1} - \frac{i_2}{r_2} \right) = \frac{1}{2} \times \frac{\mu_0}{4\pi} \cdot \frac{2\pi i_1}{r_1}$$

$$\frac{i_1}{r_1} - \frac{i_2}{r_2} = \frac{i_1}{2r_1} \Rightarrow \frac{i_1}{2r_1} = \frac{i_2}{r_2} \Rightarrow \frac{i_1}{i_2} = 1 \quad \{r_2 = 2r_1\}$$

76. (b)

$$77. (b) \quad B = \frac{\mu_0}{4\pi} \times \frac{2\pi NiR^2}{(R^2 + x^2)^{3/2}} \Rightarrow B \propto \frac{1}{(r^2 + x^2)^{3/2}}$$

$$\Rightarrow \frac{8}{1} = \frac{(R^2 + x_2^2)^{3/2}}{(R^2 + x_1^2)^{3/2}} \Rightarrow \left( \frac{8}{1} \right)^{2/3} = \frac{R^2 + 0.04}{R^2 + 0.0025}$$

$$\Rightarrow \frac{4}{1} = \frac{R^2 + 0.04}{R^2 + 0.0025} \text{ . On solving } R = 0.1m$$

$$78. (b) \quad B = 10^{-7} \frac{2i}{r} \Rightarrow \frac{B}{B'} = \frac{20}{5} \Rightarrow B' = B/4$$

$$79. (c) \quad B = 10^{-7} \frac{2\pi i}{r} = 10^{-7} \times \frac{2 \times \pi \times 25 \times 4}{5 \times 10^{-2}} = 1.257 \times 10^{-3} T$$

$$80. (b) \quad F = Bil \Rightarrow [B] = \frac{[F]}{[i][l]} = \frac{MLT^{-2}}{AL} = MT^{-2}A^{-1}$$

81. (d) Magnetic field on the axis of conductor is zero.

$$82. (c) \quad B \propto \frac{1}{r} \Rightarrow \frac{B_1}{B_2} = \frac{r_2}{r_1} = \frac{2r}{r} = 2$$

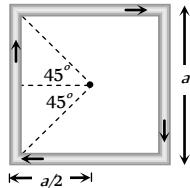
$$83. (c) \quad B = 10^{-7} \times \frac{2i}{r} = 10^{-7} \times \frac{2 \times 1}{1} = 2 \times 10^{-7} T$$

 84. (d) At midpoint, magnetic fields due to both the wires are equal and opposite. So  $B_{\text{net}} = 0$ .

$$85. (c) \quad B_0 = 4 \times \frac{\mu_0}{4\pi} \times \frac{i}{(a/2)} (\sin 45^\circ + \sin 45^\circ)$$

$$= 4 \times \frac{\mu_0}{4\pi} \times \frac{2i}{a} \times \frac{2}{\sqrt{2}}$$

$$= \frac{\mu_0 i 2\sqrt{2}}{\pi a}$$



$$86. (b) \quad B = 10^{-7} \frac{2\pi i}{r} \text{ ; according to question } B_{\text{net}} = B$$

$$\Rightarrow 5 \times 10^{-5} = 10^{-7} \times \frac{2 \times 3.14 \times i}{5 \times 10^{-2}} \Rightarrow i = 4A$$

$$87. (d) \quad B = \frac{\mu_0}{4\pi} \cdot \frac{2\pi Ni}{r} = \frac{10^{-7} \times 2\pi \times 100 \times 0.1}{5 \times 10^{-2}} = 4\pi \times 10^{-5} T$$

 88. (a) Corresponding current  $i = en$ 

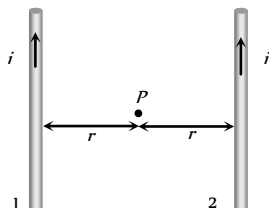
$$\text{So } B = \frac{\mu_0}{4\pi} \cdot \frac{2\pi(en)}{r} = \frac{\mu_0 ne}{2r}$$

$$89. (a) \quad B \text{ at ends of solenoid is } \frac{\mu_0}{2} ni$$

90. (b) Use Right hand palm rule or Maxwell's Cork screw rule.

91. (c) At P

$$\Rightarrow B_{\text{net}} = B_1 - B_2$$



$$\text{Since } |B_1| = |B_2|$$

$$\text{So, } B_{\text{net}} = 0$$

92. (d) A moving charge and changing electric field both produces magnetic field.

93. (d)

$$94. (a) \quad B = \frac{\mu_0}{2\pi} \frac{i}{r} \Rightarrow 5 \times 10^{-5} = \frac{\mu_0}{2\pi} \times \frac{\pi}{r} \Rightarrow r = 10^4 \mu_0 \text{ metre}$$

$$95. (b) \quad B' = n^2 B = (3)^2 B = 9B$$

 96. (b)  $B$  represents the magnetic field.

97. (a)

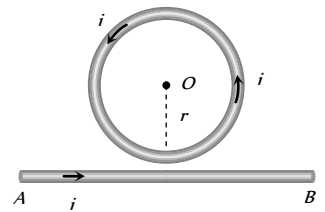
$$98. (d) \quad \frac{B_c}{B_a} = \left( 1 + \frac{x^2}{a^2} \right)^{3/2} = \left( 1 + \frac{a^2}{a^2} \right)^{3/2} = (1+1)^{3/2} = 2\sqrt{2}$$

99. (c) The given circuit can be considered as follows

$$B_{\text{loop}} = \frac{\mu_0 i}{2r} \odot$$

$$B_{\text{conductor}} = \frac{\mu_0 i}{2\pi r} \odot$$

$$B_{\text{net}} = \frac{\mu_0 i}{2\pi r} (\pi + 1) \odot$$



$$100. (d) \quad B = \frac{\mu_0 \mu_r Ni}{2\pi r} \Rightarrow 1 = \frac{4\pi \times 10^{-7} \times \mu_r \times 400 \times 2}{0.4} \Rightarrow \mu_r = 400$$

101. (b)

102. (c)

$$103. (b) \quad B = 10^{-7} \times \frac{\pi \times i}{r} = 10^{-7} \times \frac{\pi \times 10}{20 \times 10^{-2}} = B = 5\pi \mu T$$

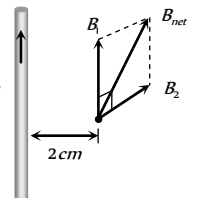
$$104. (d) \quad B' = n^2 B = (2)^2 B = 4B$$

$$105. (a) \quad B = \mu_0 ni \Rightarrow \frac{B}{B'} = \frac{n}{n'} \times \frac{i}{i'} = \frac{1}{(1/2)} \times \frac{1}{2} = 1 \Rightarrow B' = B$$

$$106. (c) \quad B_1 = 4 \times 10^{-4} T$$

$$B_2 = 10^{-7} \times \frac{2 \times 30}{2 \times 10^{-2}} = 3 \times 10^{-4} T$$

$$\therefore B_{\text{net}} = \sqrt{B_1^2 + B_2^2} = 5 \times 10^{-4} T$$



107. (b) Magnetic field at the centre of circular loop

$$B = \frac{\mu_0}{4\pi} \frac{2\pi i}{r} \Rightarrow 0.5 \times 10^{-5} = \frac{10^{-7} \times 2 \times 3.14 \times i}{5 \times 10^{-2}}$$

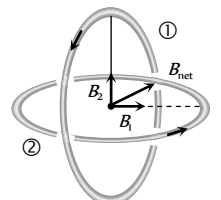
$$i = 0.4 A$$

108. (a)

$$109. (a) \quad B_1 = B_2 = B = \frac{\mu_0}{4\pi} \times \frac{2\pi i}{r}$$

$$B_{\text{net}} = \sqrt{2} B$$

$$\Rightarrow \frac{B}{B_{\text{net}}} = \frac{1}{\sqrt{2}}$$



## 1222 Magnetic Effect of Current

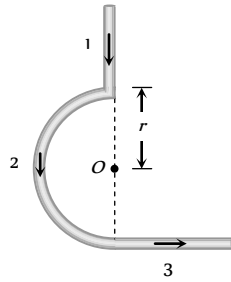
110. (c) Magnetic field due to different parts are

$$B = 0$$

$$B_2 = \frac{\mu_0}{4\pi} \cdot \frac{\pi i}{r} \odot$$

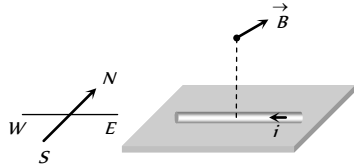
$$B_3 = \frac{\mu_0}{4\pi} \cdot \frac{i}{r} \odot$$

$$\therefore B_{net} = B_2 + B_3 = \frac{\mu_0 i}{4r} + \frac{\mu_0 i}{4\pi r}$$



111. (d)  $M = niA = n(\pi r^2) \Rightarrow M \propto r^2$

112. (a)



113. (b) Magnetic field at the center of single turn loop

$$B = \frac{\mu_0}{4\pi} \cdot \frac{2\pi i}{r}, \text{ magnetic field at the center of } n\text{-turn loop}$$

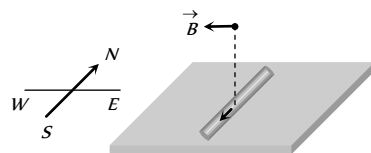
$$B_n = \left( \frac{\mu_0}{4\pi} \cdot \frac{2\pi i}{r/n} \right) \times n \Rightarrow B_n = n^2 B$$

114. (a)  $\frac{B_{center}}{B_{axis}} = \left( 1 + \frac{x^2}{r^2} \right)^{3/2} \Rightarrow \frac{B_{center}}{54} = \left( 1 + \left( \frac{4}{3} \right)^2 \right)^{3/2} = \frac{125}{27}$

$$B_{center} = 250 \mu T$$

115. (b)  $B = \frac{\mu_0}{4\pi} \cdot \frac{2\pi i}{r} \Rightarrow B \propto \frac{1}{r}$

116. (d)



117. (c) Suppose length of each wire is  $l$ .  $A_{square} = \left( \frac{l}{4} \right)^2 = \frac{l^2}{16}$



$$A_{circle} = \pi r^2 = \pi \left( \frac{l}{2\pi} \right)^2 = \frac{l^2}{4\pi}$$

$\therefore$  Magnetic moment

$$M = iA$$

$$\Rightarrow \frac{M_{square}}{M_{circle}} = \frac{A_{square}}{A_{circle}}$$

$$= \frac{l^2 / 16}{l^2 / 4\pi} = \frac{\pi}{4}$$



118. (b)  $B = \frac{\mu_0}{4\pi} \cdot \frac{2\pi i}{r} \Rightarrow B \propto ni$

119. (a) Magnetic field due to revolution of electron

$$B = \frac{\mu_0}{4\pi} \cdot \frac{2\pi i}{r} = \frac{\mu_0}{4\pi} \cdot \frac{2\pi \cdot \left( \frac{e\omega}{2\pi} \right)}{r} = 10^{-7} \times \frac{e\omega}{r}$$

$$\Rightarrow 16 = 10^{-7} \times \frac{1.6 \times 10^{-19} \omega}{1 \times 10^{-10}} \Rightarrow \omega = 10^{17} \text{ rad/sec.}$$

120. (a)  $B = \frac{\mu_0}{4\pi} \cdot \frac{2i}{r} = 10^{-7} \times \frac{2 \times 20}{10 \times 10^{-2}} = 4 \times 10^{-5} \text{ Wb/m}^2$

121. (a)  $B = \frac{\mu_0}{4\pi} \cdot \frac{2i}{r} \Rightarrow B \propto i$

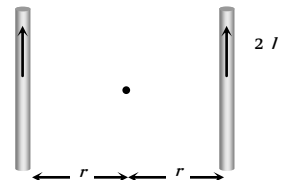
122. (a)  $B_{net} = \sqrt{B_1^2 + B_2^2} = \frac{\mu_0}{4\pi} \cdot \frac{2\pi}{r} \sqrt{i_1^2 + i_2^2}$   
 $= 10^{-7} \times \frac{2\pi}{2\pi \times 10^{-2}} \sqrt{(3)^2 + (4)^2} = 5 \times 10^{-5} \text{ wb/m}^2$

123. (c) When two parallel conductors carrying current  $I$  and  $2I$  in same direction, then magnetic field at the midpoint is

$$B = \frac{\mu_0 2I}{2\pi r} - \frac{\mu_0 I}{2\pi r} = \frac{\mu_0 I}{2\pi r}$$

When current  $2I$  is switched off then magnetic field due to

$$\text{conductor carrying current } I \text{ is } B = \frac{\mu_0 I}{2\pi r}.$$

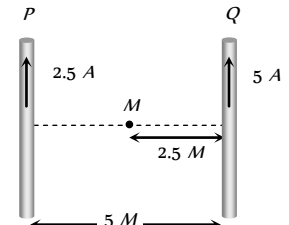


124. (d) In the following figure magnetic field at mid point  $M$  is given by

$$B_{net} = B_Q - B_P$$

$$= \frac{\mu_0}{4\pi} \cdot \frac{2}{r} (i_Q - i_P)$$

$$= \frac{\mu_0}{4\pi} \times \frac{2}{2.5} (5 - 2.5) = \frac{\mu_0}{2\pi}$$



125. (c)

126. (b) The magnetic field due to small element of conductor of length

$$\text{is given by } dB = \frac{\mu_0}{4\pi} \frac{Idl \sin \theta}{r^2}$$

This value will be maximum when

$$\sin \theta = 1 = \sin 90^\circ \text{ or, } \theta = 90^\circ$$

## Motion of Charged Particle in Magnetic Field

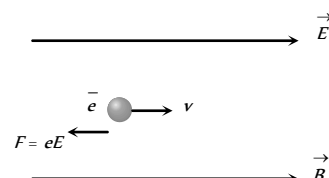
1. (a, b, d)

Here the proton has no acceleration so  $E = B = 0$ .

When  $E = 0$  but  $B \neq 0$ , but parallel to the motion of proton, there will be no force acting.

When  $E \neq 0$  and  $B \neq 0$  and  $E, B$  and motion of proton ( $v$ ) are mutually perpendicular, there may be no net force. Forces due to  $E$  and  $B$  cancel each other.

2. (d) Since electron is moving parallel to the magnetic field, hence magnetic force on it  $F_m = 0$ .



The only force acting on the electron is electric force which reduces its speed.

$$3. \quad (c) \quad r = \frac{\sqrt{2mk}}{qB} = \frac{1}{B} \sqrt{\frac{2mV}{q}} \Rightarrow r \propto \sqrt{m} \Rightarrow \frac{m_1}{m_2} = \left( \frac{R_1}{R_2} \right)^2$$

$$4. \quad (a) \quad r = \frac{mv}{Bq} = \frac{v}{(q/m)B} = \frac{2 \times 10^5}{5 \times 10^7 \times 4 \times 10^{-2}} = 0.1m$$

$$5. \quad (b) \quad r = \frac{p}{qB} \Rightarrow r \propto p$$

$$6. \quad (b) \quad B = \frac{mv}{qr} = \frac{9 \times 10^{-31} \times 10^6}{1.6 \times 10^{-19} \times 0.1} = 5.6 \times 10^{-5} T$$

$$7. \quad (c) \quad r = \frac{\sqrt{2mK}}{qB} \text{ i.e. } r \propto \frac{\sqrt{m}}{q}$$

Here kinetic energy  $K$  and  $B$  are same.

$$\therefore \frac{r_p}{r_\alpha} = \frac{\sqrt{m_p}}{\sqrt{m_\alpha}} \cdot \frac{q_\alpha}{q_p} = \frac{\sqrt{m_p}}{\sqrt{4m_p}} \cdot \frac{2q_p}{q_p} = 1$$

$$8. \quad (c) \quad \vec{F} = q\vec{v} \times \vec{B}$$

$$9. \quad (c)$$

$$10. \quad (d)$$

$$11. \quad (c) \quad \text{East, (By } \vec{F} = q(\vec{v} \times \vec{B})) \text{ or by applying Fleming's left hand rule.}$$

$$12. \quad (d) \quad F = qvB = 1.6 \times 10^{-19} \times \left[ \sqrt{\frac{2E}{m}} \right] \times 2.5$$

$$= 4 \times 10^{-19} \sqrt{\frac{2 \times 2 \times 1.6 \times 10^{-19} \times 10^6}{1.66 \times 10^{-27}}} = 7.6 \times 10^{-12} N$$

$$13. \quad (d) \quad \vec{F} = q(\vec{v} \times \vec{B}); \text{ if } \vec{v} \parallel \vec{B} \text{ then } \vec{F} = 0$$

$$14. \quad (b) \quad \text{This is according to the cross product } \vec{F} = q(\vec{v} \times \vec{B}) \text{ otherwise can be evaluated by the left-hand rule of Fleming.}$$

$$15. \quad (a) \quad r = \frac{\sqrt{2mK}}{qB} \Rightarrow K \propto \frac{q^2}{m} \Rightarrow \frac{K_p}{K_\alpha} = \left( \frac{q_p}{q_\alpha} \right)^2 \times \frac{m_\alpha}{m_p}$$

$$\Rightarrow \frac{1}{K_\alpha} = \left( \frac{q_p}{2q_p} \right)^2 \times \frac{4m_p}{m_p} = 1 \Rightarrow K_\alpha = 1 MeV.$$

$$16. \quad (c) \quad r \propto \frac{1}{B} \text{ i.e. } \frac{r_1}{r_2} = \frac{B_2}{B_1} \Rightarrow r_2 = \frac{B_1}{B_1/2} \times r = 2r$$

$$17. \quad (c) \quad \text{Time period of proton } T_p = \frac{2\pi m}{5} = 5 \mu \text{ sec}$$

$$\text{By using } T = \frac{2\pi m}{qB} \Rightarrow \frac{T_\alpha}{T_p} = \frac{m_\alpha}{m_p} \times \frac{q_p}{q_\alpha} = \frac{4m_p}{m_p} \times \frac{q_p}{2q_p}$$

$$\Rightarrow T_\alpha = 2T_p = 10 \mu \text{ sec.}$$

$$18. \quad (a) \quad F = ma = qvB \Rightarrow a = \frac{qvB}{m} = \frac{1.6 \times 10^{-19} \times 2 \times 3.4 \times 10^7}{1.67 \times 10^{-27}}$$

$$= 6.5 \times 10^8 \text{ m/sec}$$

$$19. \quad (c) \quad T = \frac{2\pi m}{qB} = \frac{2\pi r}{v} = \frac{2 \times 3.14 \times 0.45}{2.6 \times 10^7} = 1.08 \times 10^{-7} \text{ sec}$$

$$20. \quad (b) \quad F = qvB \text{ and } K = \frac{1}{2} mv^2 \Rightarrow F = qB \sqrt{\frac{2K}{m}}$$

$$= 1.6 \times 10^{-19} \times 1.5 \sqrt{\frac{2 \times 5 \times 10^6 \times 1.6 \times 10^{-19}}{1.7 \times 10^{-27}}}$$

$$= 7.344 \times 10^{-12} N$$

$$21. \quad (c) \quad \text{Magnetic force acts on a moving charge.}$$

$$22. \quad (c) \quad r = \frac{mv}{qB} \Rightarrow r \propto v, \Rightarrow r_2 = 2r_1 = 2 \times 2 = 4 \text{ cm}$$

$$23. \quad (d) \quad r = \frac{\sqrt{2mK}}{qB} \Rightarrow K \propto \frac{q^2}{m}$$

$$\Rightarrow \frac{K_p}{K_d} = \left( \frac{q_p}{q_d} \right)^2 \times \frac{m_d}{m_p} = \left( \frac{1}{1} \right)^2 \times \frac{2}{1} = \frac{2}{1}$$

$$\Rightarrow K_p = 2 \times 50 = 100 \text{ keV.}$$

$$24. \quad (b) \quad \text{Maximum force will act on proton so it will move on a circular path. Force on electron will be zero because it is moving parallel to the field.}$$

$$25. \quad (d) \quad \text{Fleming's left hand rule is used to determine the direction of force.}$$

$$26. \quad (a) \quad \text{Lorentz force is given by}$$

$$\vec{F} = \vec{F}_e + \vec{F}_m = q\vec{E} + q(\vec{v} \times \vec{B}) = q[\vec{E} + (\vec{v} \times \vec{B})]$$

$$27. \quad (c) \quad \vec{F} = q\vec{v} \times \vec{B}$$

$$28. \quad (a) \quad F = qvB \sin \theta$$

$$= 1.6 \times 10^{-19} \times 2 \times 10^7 \times 1.5 \sin 30^\circ$$

$$= 1.6 \times 10^{-19} \times 2 \times 10^7 \times 1.5 \times \frac{1}{2} = 2.4 \times 10^{-12} N$$

$$29. \quad (d) \quad F = qvB \sin \theta \Rightarrow B = \frac{F}{qv \sin \theta}$$

$$B_{\min} = \frac{F}{qv} \quad (\text{when } \theta = 90^\circ)$$

$$\therefore B_{\min} = \frac{F}{qv} = \frac{10^{-10}}{10^{-12} \times 10^5} = 10^{-3} \text{ Tesla in } \hat{z} \text{-direction.}$$

$$30. \quad (d) \quad \text{Kinetic energy in magnetic field remains constant and it is } K = qV \Rightarrow K \propto q \text{ (V = constant)}$$

$$\therefore K_p : K_d : K_\alpha = q_p : q_d : q_\alpha = 1 : 1 : 2$$

$$31. \quad (d) \quad \text{When charged particle enters perpendicularly in a magnetic field, it moves on a circular path with a constant speed. Hence its kinetic energy also remains constant.}$$

$$32. \quad (b) \quad r = \frac{\sqrt{2mK}}{qB} \text{ i.e. } r \propto \frac{\sqrt{m}}{q}$$

Here kinetic energy  $K$  and  $B$  are same.

$$\therefore \frac{r_e}{r_p} = \sqrt{\frac{m_e}{m_p}} \times \frac{q_p}{q_e} \Rightarrow \frac{r_e}{r_p} = \sqrt{\frac{m_e}{m_p}} \quad (\because q_e = q_p)$$

## 1224 Magnetic Effect of Current

Since  $m_e < m_p$ , therefore  $r_e < r_p$ .

33. (c) Path of the proton will be a helix of radius  $r = \frac{mv \sin \theta}{qB}$

(where  $\theta$  = Angle between  $\vec{B}$  and  $\vec{v}$ )

$$\Rightarrow r = \frac{1.67 \times 10^{-27} \times 2 \times 10^6 \times \sin 30^\circ}{1.6 \times 10^{-19} \times 0.104}$$

$$= 0.1 \text{ m}$$

$$\text{Time period } T = \frac{2\pi m}{qB} = \frac{2\pi \times 1.67 \times 10^{-27}}{1.6 \times 10^{-19} \times 0.104}$$

$$= 2\pi \times 10^{-7} \text{ sec}$$

34. (a)  $\frac{mv^2}{R} = qvB$ . For proton  $R_p = \frac{mv}{qB} = \frac{\sqrt{2m_p E}}{qB}$

$$\text{and for deuteron } R_d = \frac{\sqrt{2m_d E}}{qB}$$

$$\Rightarrow \frac{R_d}{R_p} = \sqrt{\frac{m_d}{m_p}} = \sqrt{2} \Rightarrow R_d = \sqrt{2} R_p$$

35. (c) In this case  $|\vec{F}_e| = |\vec{F}_m|$  and both forces are opposite to each other.

36. (b) We know that time period  $T = \frac{2\pi m}{qB}$  i.e.  $T \propto m$

(Since  $q$  and  $B$  are same)

$\therefore$  Mass of proton > Mass of electron

$\therefore$  Time period of proton > Time period of electron

37. (d) According to Fleming's right hand rule.

38. (a)  $r = \frac{mv}{eB} \Rightarrow \frac{e}{m} = \frac{v}{rB}$

39. (a) Using  $eE = evB \Rightarrow E = vB = 5 \times 10^6 \times 0.02 = 10^5 \text{ Vm}^{-1}$

40. (d)  $F = evB = 1.6 \times 10^{-19} \times 4 \times 10^6 \times 2 \times 10^{-1} = 1.28 \times 10^{-13} \text{ N}$

$$\text{Also } \frac{mv^2}{r} = evB \Rightarrow r = \frac{mv}{eB}$$

$$\Rightarrow r = \frac{9 \times 10^{-31} \times 4 \times 10^6}{1.6 \times 10^{-19} \times 2 \times 10^{-1}} = 1.1 \times 10^{-4} \text{ m}$$

41. (c) Force acts perpendicular to the velocity in a magnetic field, so speed of electron will remain same.

42. (a) By Fleming left hand rule.

43. (d) Direction of motion of proton is same as that of direction of magnetic field.

44. (a) Time period is given by  $T = \frac{2\pi m}{qB}$

$$\Rightarrow \text{Frequency } \nu = \frac{1}{T} = \frac{qB}{2\pi m}$$

45. (b)  $r = \frac{\sqrt{2mK}}{qB} = \frac{1}{B} \sqrt{\frac{2mV}{q}}$

$$= \frac{1}{10^{-3}} \sqrt{\frac{2 \times 9 \times 10^{-31} \times 12000}{1.6 \times 10^{-19}}} = 0.367 \text{ m} = 36.7 \text{ cm}$$

46. (c)  $r = \frac{1}{B} \sqrt{\frac{2mV}{q}} \Rightarrow r \propto \sqrt{\frac{m}{q}} \Rightarrow \frac{r_x}{r_y} = \sqrt{\frac{m_x}{m_y} \times \frac{q_y}{q_x}}$

$$\Rightarrow \frac{R_1}{R_2} = \sqrt{\frac{m_x}{m_y} \times \frac{2}{1}} \Rightarrow \frac{m_x}{m_y} = \frac{R_1^2}{2R_2^2}$$

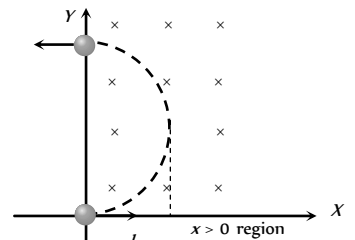
47. (d)  $\vec{F} = q(\vec{v} \times \vec{B}) = 10^{-11} (10^8 \hat{j} \times 0.5 \hat{i})$

$$= 5 \times 10^{-4} (\hat{j} \times \hat{i}) = 5 \times 10^{-4} \text{ N}(-\hat{k})$$

48. (b) It is easy to understand the given problem, along with the following figure.

$d$  = radius of path

$$= \frac{mv}{qB}$$



49. (c) Lorentz force  $F = q(\vec{v} \times \vec{B})$  or  $|F| = qvB \sin \theta$

$F$  will be maximum, when  $\theta = 90^\circ$

50. (d) The component of velocity perpendicular to  $H$  will make the motion circular while that parallel to  $H$  will make it move along a straight line. The two together will make the motion helical.

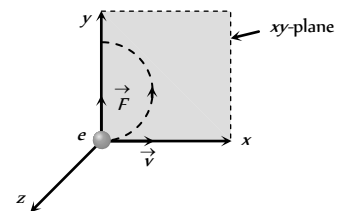
51. (b) We have  $qvB = \frac{mv^2}{r}$  or  $r = \frac{mv}{qB} = \frac{\sqrt{2mK}}{qB}$

For same kinetic energy  $K$ , we have  $r \propto \sqrt{m}$

Hence path of proton will have larger  $r$  and is therefore less curved.

52. (c) When particle enters at angle other than  $0^\circ$  or  $90^\circ$  or  $180^\circ$ , path followed is helix.

53. (b) To move the electron in  $xy$  plane, force on it must be acting in the  $y$ -direction initially. The direction of  $\vec{F}$  is known, and the direction of  $\vec{v}$  is known, hence by applying Fleming's left hand rule, the direction of magnetic field is also determined.



54. (a) A moving charge gains energy in electric field only because in magnetic field energy remains constant.

55. (a) Given that  $K_p = K_d = K_\alpha = K$  (say)

We know that  $m_e = m$ ,  $m_p = 2m$  and  $m_\alpha = 4m$  and  $q_e = e$ ,  $q_p = e$  and  $q_\alpha = 2e$

$$\text{Further } r = \frac{\sqrt{2mK}}{qB} \Rightarrow r_p = \frac{\sqrt{2mK}}{eB}, r_d = \frac{\sqrt{2(2m)K}}{eB} = \sqrt{2}r_p$$

$$\text{and } r_\alpha = \frac{\sqrt{2(4m)K}}{(2e)B} = r_p. \text{ Hence } r_\alpha = r_p < r_d$$

56. (d) Since force is perpendicular to direction of motion, energy and magnitude of momentum remains constant.

57. (d)  $T = \frac{2\pi m}{qB} \Rightarrow T \propto v^0$

58. (b)  $F = qvB$  also Kinetic energy  $K = \frac{1}{2}mv^2 \Rightarrow v = \sqrt{\frac{2K}{m}}$

$$\therefore F = q\sqrt{\frac{2K}{m}}B$$

$$= 1.6 \times 10^{-19} \sqrt{\frac{2 \times 200 \times 10^6 \times 1.6 \times 10^{-19}}{1.67 \times 10^{-27}}} \times 5$$

$$= 1.6 \times 10^{-10} \text{ N}$$

59. (d) The deflection produced by the electric field may be nullified by that produced by magnetic field.

60. (a)  $\vec{F}_m = q(\vec{v} \times \vec{B})$

When the angle between  $\vec{v}$  and  $\vec{B}$  is  $180^\circ$ ,  $F_m = 0$

61. (c)  $r = mv / qB$

Since both have same momentum, therefore the circular path of both will have the same radius.

62. (c) When particle enters perpendicularly in a magnetic field, it moves along a circular path with constant speed.

63. (b) For motion of a charged particle in a magnetic field, we have  $r = mv/qB$  i.e.  $r \propto v$

64. (a) The charged particle moving in a magnetic field does not gain energy. However, the direction of its velocity changes continuously. Hence momentum changes.

65. (a)  $F = qvB \sin \theta = qvB \sin 0 = 0$

66. (b)  $r = \frac{mv}{qB} = \frac{10^7}{10^{11} \times 10^{-4}} = 1 \text{ m } (\because q/m = 10^{11} \text{ C/kg})$

67. (b)  $\omega = \frac{2\pi}{T} = \frac{qB}{m} \Rightarrow \omega \propto v^0 \left( \because T = \frac{2\pi m}{qB} \right)$

68. (a)  $r = \frac{\sqrt{2mK}}{qB} \Rightarrow r \propto \sqrt{K} \Rightarrow \frac{R}{R_2} = \sqrt{\frac{K}{2K}} \Rightarrow R_2 = R\sqrt{2}$

69. (b, d)  $r = \frac{mv}{qB} = \frac{P}{qB}$

70. (b)  $F = qvB \sin \theta = 1.6 \times 10^{-19} \times 2.5 \times 2.5 \times 10^7 \sin 30^\circ$

$$F = 1.6 \times 10^{-19} \times 6.25 \times 10^7 \times \frac{1}{2} = 5 \times 10^{-12} \text{ N}$$

71. (c)  $K_{\max} = \frac{1}{2}mv^2$  and  $r_0 = \frac{mv}{qB} \Rightarrow v = \frac{qBr_0}{m}$

$$\Rightarrow K_{\max} = \frac{1}{2}m \left( \frac{qBr_0}{m} \right)^2 = \frac{q^2 B^2 r_0^2}{2m}$$

72. (b)  $F = qvB \sin \theta$ ; Independent of mass

73. (b) By Fleming left hand rule.

74. (a)  $F = qBv = 1 \times 0.5 \times 10 = 5 \text{ N}$

75. (d)  $r = \frac{mv}{qB} \Rightarrow \frac{r_1}{r_2} = \frac{v_1}{v_2} \times \frac{B_2}{B_1} \Rightarrow \frac{r_1}{r_2} = \frac{1}{2} \times \frac{1}{2} = \frac{1}{4}$

$$r_2 = 4r_1$$

76. (d) Magnetic force on charge will be zero.

77. (d)

78. (b) Apply Fleming's left hand rule.

79. (a)  $T = \frac{2\pi m}{qB} = \frac{2 \times 3.14 \times 9 \times 10^{-31}}{1.6 \times 10^{-19} \times 1 \times 10^{-4}} = 3.5 \times 10^{-7} \text{ sec}$

80. (d)  $\vec{F} = q(\vec{v} \times \vec{B}) = 0$  as  $\vec{v}$  and  $\vec{B}$  are parallel.

81. (a) Here magnetic force is zero, but the velocity increases due to electric force.

82. (a)

83. (c)

84. (b)  $r = \frac{mv}{qB} \Rightarrow r \propto mv$  ( $q$  and  $B$  are constant)

$$\therefore r_A > r_B \Rightarrow m_A v_A > m_B v_B$$

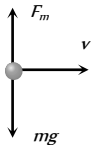
85. (b)  $r = \frac{p}{qB} \Rightarrow p \propto q$  ( $\because r$  and  $B$  are constant)

$$\frac{p_p}{p_\alpha} = \frac{q_p}{q_\alpha} = \frac{q_p}{(2q_p)} = \frac{1}{2}$$

86. (c) Particle will move with uniform velocity when its acceleration is zero.

$$\text{i.e. } |F_m| = mg \Rightarrow mg = qvB$$

$$\Rightarrow B = \frac{mg}{qv} = \frac{0.6 \times 10^{-3} \times 10}{25 \times 10^{-9} \times 1.2 \times 10^4} = 20 \text{ T}$$



87. (c)  $r = \frac{mv}{qB} \Rightarrow \frac{r_\alpha}{r_p} = \frac{m_\alpha}{m_p} \times \frac{q_p}{q_\alpha} = \frac{4}{1} \times \frac{1}{2} = \frac{2}{1}$

88. (b) When field is parallel to the direction of motion of charge, magnetic force on it is zero.

89. (a) Since  $\vec{F}$  and  $\vec{v}$  are perpendicular to each other work done by force is zero. Hence K.E. is constant.

90. (b)

91. (a) Charged particles deflects in magnetic field.

92. (a)  $v = \frac{qB}{2\pi m} \Rightarrow v \propto \frac{q}{m}$

$$\left( \frac{q}{m} \right)_{Li^+} \text{ is minimum so } v_{Li^+} \text{ is minimum.}$$

93. (c)  $r = \frac{\sqrt{2mK}}{qB} \Rightarrow r \propto \frac{\sqrt{m}}{q} \Rightarrow \frac{r_{He^+}}{r_{O^{++}}} = \sqrt{\frac{m_{He^+}}{m_{O^{++}}}} \times \frac{q_{O^{++}}}{q_{He^+}}$

## 1226 Magnetic Effect of Current

$$= \sqrt{\frac{4}{16}} \times \frac{2}{1} = \frac{1}{1}. \text{ Then will deflect equally.}$$

$$94. \quad (d) \quad r = \frac{\sqrt{2mE}}{qB} = \frac{\sqrt{2 \times 9 \times 10^{-31} \times 7.2 \times 10^{-18}}}{1.6 \times 10^{-19} \times 9 \times 10^{-5}} \\ = 0.25 \text{ m} = 25 \text{ cm}$$

$$95. \quad (c) \quad v = \frac{E}{B} = \frac{20}{5} = 4 \text{ m/sec}$$

96. (a) Because magnetic force on charge will be zero.

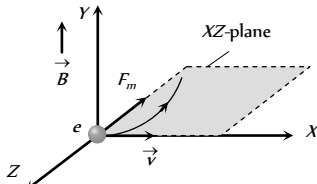
97. (c)  $W = F.d \cos 90^\circ = 0$

98. (b) Since particle is moving undeflected.

$$\text{So } qE = qvB \Rightarrow B = E/v = \frac{10^4}{10} = 10^3 \text{ Wb/m}^2$$

$$99. \quad (a) \quad r = \frac{mv}{qB} \Rightarrow \frac{r_1}{r_2} = \frac{m_1 v_1}{m_2 v_2} \times \frac{q_2}{q_1} = \frac{1 \times 2}{1 \times 3} \times \frac{2}{1} = \frac{4}{3}$$

100. (b)  $\vec{F} = -e(\vec{v} \times \vec{B}) \Rightarrow \vec{F} = -e[\hat{v} \times \hat{B}] = evB[-\hat{k}]$   
i.e. Force on electron is acting towards negative  $z$ -axis. Hence particle will move on a circle in  $xz$ -plane.



101. (d) Particles entering perpendicularly, hence they will describe circular path. Since their masses are different so they will describe path of different radii.

$$102. \quad (c) \quad r = \frac{mv}{qB} = \frac{6 \times 10^7}{1.7 \times 10^{11} \times 1.5 \times 10^{-2}} = 2.35 \text{ cm}$$

$$103. \quad (d) \quad \text{Cyclotron frequency } \nu = \frac{Bq}{2\pi m} \\ \Rightarrow \nu = \frac{1 \times 1.6 \times 10^{-19}}{2 \times 3.14 \times 9.1 \times 10^{-31}} = 2.79 \times 10^{10} \text{ Hz} \\ = 27.9 \times 10^9 \text{ Hz} \approx 28 \text{ GHz}$$

104. (d) By Fleming's left hand rule.

$$105. \quad (c) \quad r = \frac{\sqrt{2mK}}{qB} \Rightarrow q \propto \sqrt{mK} \Rightarrow K \propto \frac{q^2}{m} \\ \Rightarrow \frac{K_\alpha}{K_p} = \left( \frac{q_\alpha}{q_p} \right)^2 \times \frac{m_p}{m_\alpha} \Rightarrow \frac{K_\alpha}{8} = \left( \frac{2q_p}{q_p} \right)^2 \times \frac{m_p}{4m_p} = 1 \\ \Rightarrow K_\alpha = 8 \text{ eV}$$

$$106. \quad (c) \quad \text{By using } r = \frac{mv}{qB} = \frac{v}{\left( \frac{q}{m} \right) B} \Rightarrow r \propto \frac{1}{\left( \frac{q}{m} \right)}$$

$$\therefore \left( \frac{q}{m} \right)_{e^-} > \left( \frac{q}{m} \right)_{p^+} > \left\{ \left( \frac{q}{m} \right)_d = \left( \frac{q}{m} \right)_\alpha \right\}$$

$$\therefore R_d = R_\alpha$$

107. (d) By using Fleming's left hand rule.

108. (d) Along the axis of coil,  $\vec{v}$  and  $\vec{B}$  are parallel, so  $F = 0$

109. (d)  $F_m = qvB \sin \theta$ , if  $v = 0 \Rightarrow F_m = 0$

$$110. \quad (d) \quad T = \frac{2\pi m}{qB} = \frac{2 \times 3.14 \times 9.1 \times 10^{-31}}{1.6 \times 10^{-19} \times 3.534 \times 10^{-5}} \\ = 1 \times 10^{-6} \text{ sec} = 1 \mu\text{sec.}$$

111. (a)

112. (b)

113. (d) Magnetic field produced by wire at the location of charge is perpendicular to the paper inwards. Hence by applying Fleming's left hand rule, force is directed along  $OY$ .

114. (c) From Fleming's left hand rule the force on electron is towards the east means it is deflected towards east.

115. (c) Electric current corresponds to the revolution of electron is

$$i = \frac{ev}{2\pi r}$$

Magnetic field due to circular current at the centre

$$B = \frac{\mu_0}{4\pi} \cdot \frac{2\pi i}{r} = \frac{\mu_0}{4\pi} \cdot \frac{ev}{r^2} \Rightarrow r = \sqrt{\frac{\mu_0}{4\pi} \cdot \frac{ev}{B}} \Rightarrow r \propto \sqrt{\frac{v}{B}}$$

116. (c) When electron moves in both electric and magnetic field then  $qE = qvB$ .

$$\therefore v = \frac{E}{B} = \frac{1500}{0.40} = 3750 \text{ m/s} = 3.75 \times 10^3 \text{ m/s}$$

117. (c) For no deflection in mutually perpendicular electric and magnetic field  $v = \frac{E}{B} = \frac{3.2 \times 10^5}{2 \times 10^{-3}} = 1.6 \times 10^8 \text{ m/s}$ .

If electric field is removed then due to only magnetic field radius of the path described by electron

$$r = \frac{mv}{qB} = \frac{9.1 \times 10^{-31} \times 1.6 \times 10^8}{1.6 \times 10^{-19} \times 2 \times 10^{-3}} = 0.45 \text{ m}$$

$$118. \quad (c) \quad r = \frac{mv}{qB} \Rightarrow r \propto v$$

## Force and Torque on Current Carrying Conductor

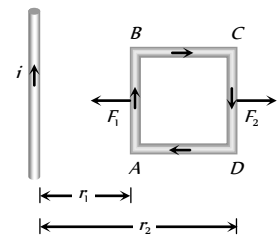
1. (b) Two wires, if carries current in opposite direction, they repel each other.

2. (c)  $\therefore r_1 < r_2$

So  $F_1 > F_2$

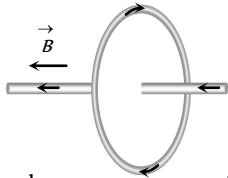
$$\Rightarrow F_{\text{net}} = (F_1 - F_2)$$

towards the wire.



$$3. \quad (b) \quad M = NiA = 20 \times \frac{22}{7} (4 \times 10^{-2})^2 3 = 0.3 \text{ A-m}^2$$

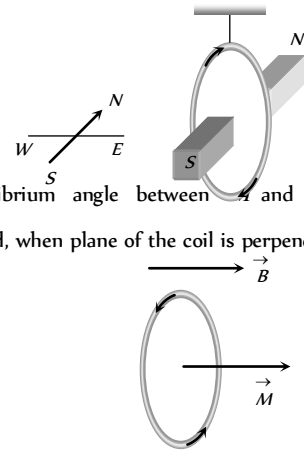
4. (c) Net force on a current carrying closed loop is always zero, if it is placed in a uniform magnetic field.
5. (b) Force per unit length  $= \frac{\mu_0}{4\pi} \cdot \frac{2i_1 i_2}{r} = \frac{\mu_0}{2\pi} \cdot \frac{i^2}{b}$
6. (a)  $F = \frac{\mu_0}{4\pi} \cdot \frac{2i_1 i_2}{a} \times l \Rightarrow F = 10^{-7} \times \frac{2 \times 10 \times 2}{(10 \times 10^{-2})} \times 2 = 8 \times 10^{-5} \text{ N}$
7. (b) For charge particles, if they are moving freely in space, electrostatic force is dominant over magnetic force between them. Hence due to electric force they repel each other.
8. (b) As shown in the following figure straight wire is placed parallel to the magnetic field produced by circular current. Hence force on wire  $F = 0$



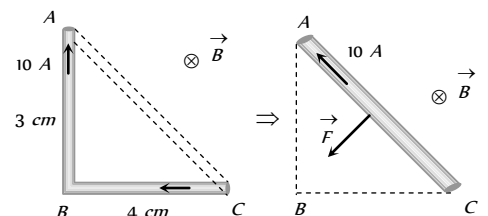
9. (a) Two straight conductors carry current in same direction, then attractive force acts between them.
10. (a)  $F = \frac{\mu_0}{4\pi} \cdot \frac{2 \times i_1 i_2}{a} = \frac{10^{-7} \times 2 \times 5 \times 5}{0.1} = 5 \times 10^{-5} \text{ N/m}$
11. (c)  $F = \frac{\mu_0}{4\pi} \cdot \frac{2i_1 i_2}{a} = 10^{-3} \text{ N}$   
When current in both the wires is doubled, then  
 $F' = \frac{\mu_0}{4\pi} \cdot \frac{2(2i_1 \times 2i_2)}{a} = 4 \times 10^{-3} \text{ N}$
12. (a) The magnetic moment of current carrying loop  
 $M = niA = ni(\pi r^2)$   
Hence the work done in rotating it through  $180^\circ$   
 $W = MB(1 - \cos \theta) = 2MB = 2(ni\pi r^2)B$   
 $= 2 \times (50 \times 2 \times 3.14 \times 16 \times 10^{-4}) \times 0.1 = 0.1 \text{ J}$
13. (c)  $F = Bil \sin \theta$   
 $= 500 \times 10^{-4} \times 3 \times (40 \times 10^{-2}) \times \frac{1}{2} = 3 \times 10^{-2} \text{ N}$
14. (c)  $M = i\pi r^2$
15. (a) Because  $\tau = NiAB \cos \theta$
16. (c)
17. (b)  $\theta = \frac{NiAB}{C} \Rightarrow \theta \propto N$  (Number of turns)
18. (b) Magnet provides damping.
19. (b)  $i = \frac{C\theta}{NAB} \Rightarrow i \propto \theta$
20. (b) Force per unit length on two parallel current carrying conductor is given by  $\frac{F}{l} = 10^{-7} \times 2 \frac{i_1 i_2}{a}$   
 $\Rightarrow \frac{F}{l} = 10^{-7} \times 2 \times \frac{1 \times 1}{1} = 2 \times 10^{-7} \text{ N/m}$
21. (d)  $\tau = MB \sin \theta \Rightarrow \tau_{\max} = NiAB$ , ( $\theta = 90^\circ$ )
22. (b)  $W = MB(\cos \theta_1 - \cos \theta_2)$

$$= (NiA) B(\cos 0^\circ - \cos 180^\circ) = 2NiAB$$

23. (d) Magnetic dipole moment of coil  $= NiA$
24. (a)  $F = Bil \sin \theta \Rightarrow \sin \theta = \frac{F}{Bil} = \frac{15}{2 \times 10 \times 1.5} = \frac{1}{2} \Rightarrow \theta = 30^\circ$
25. (a)
26. (b)  $M = i(\pi r^2) = \frac{ev}{2\pi r} \times \pi r^2 \Rightarrow M = \frac{1}{2} e v r$
27. (d) Couple of force on loop  $S$  will be maximum because for same perimeter the area of loop will be maximum and magnetic moment of loop  $= i \times A$ . So, it will also be maximum for loop  $S$ .
28. (b) According to the definition.
29. (c) Current carrying loop, behaves as a bar magnet. A freely suspended bar magnet stays in the  $N-S$  direction.



30. (c) In equilibrium angle between  $\vec{M}$  and  $\vec{B}$  is zero. It is happened, when plane of the coil is perpendicular to  $\vec{B}$
31. (c)
32. (d)
33. (d) Sensitivity  $S = \frac{\theta}{i} = \frac{nBA}{C}$
34. (d)
35. (b) By Fleming left hand rule.
36. (a) Force on wire  $Q$  due to wire  $P$  is  
 $F_P = 10^{-7} \times \frac{2 \times 30 \times 10}{0.1} \times 0.1 = 6 \times 10^{-5} \text{ N}$  (Towards left)  
Force on wire  $Q$  due to wire  $R$  is  
 $F_R = 10^{-7} \times \frac{2 \times 20 \times 10}{0.02} \times 0.1 = 20 \times 10^{-5} \text{ N}$  (Towards right)  
Hence  $F_{\text{net}} = F_R - F_P = 14 \times 10^{-5} \text{ N} = 1.4 \times 10^{-4} \text{ N}$   
(Towards right)
37. (a)  $\tau = NBiA = 100 \times 0.2 \times 2 \times (0.08 \times 0.1) = 0.32 \text{ N}\cdot\text{m}$   
Direction can be found by Fleming's left hand rule.
38. (a)  $F = Bil \sin \theta \Rightarrow 7.5 = 2 \times 5 \times 1.5 \sin \theta \Rightarrow \theta = 30^\circ$
39. (c) According to the question figure can be drawn as shown below.



Force on the conductor  $ABC$  = Force on the conductor  $AC$

$$= 5 \times 10 \times (5 \times 10^{-7}) = 2.5 \text{ N}$$

40. (d) Current sensitivity  $\frac{\theta}{i} = \frac{NBA}{C}$

$$\Rightarrow \frac{\theta}{i} = \frac{100 \times 5 \times 10^{-4}}{10^{-8}} = 5 \text{ rad} / \mu \text{ Amp}$$

41. (c)  $\tau = NBiA = 100 \times 0.5 \times 1 \times 400 \times 10^{-4} = 2 \text{ N-m}$

42. (a) When current is passed through a spring, it gets compressed.

43. (a)  $M = iA \Rightarrow i = M / A$

44. (c)  $i = 6.6 \times 10^{15} \times 1.6 \times 10^{-19} = 10.5 \times 10^{-4} \text{ amp}$

$$A = \pi R^2 = 3.142 \times (0.528)^2 \times 10^{-20} \text{ m}^2$$

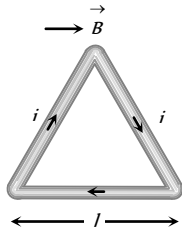
$$\Rightarrow M = iA = 10.5 \times 10^{-4} \times 3.142 \times (0.528)^2 \times 10^{-20}$$

$$= 10 \times 10^{-24} \text{ units} = 1 \times 10^{-23} \text{ units}$$

45. (d) Since  $\theta = 90^\circ$

Hence  $\tau = NIAB = 1 \times I \times \left( \frac{\sqrt{3}}{4} l^2 \right) B$

$$= \frac{\sqrt{3}}{4} l^2 B$$



46. (a) For no force on wire  $C$ , force on wire  $C$  due to wire  $D$  = force on wire  $C$  due to wire  $B$

$$\Rightarrow \frac{\mu_0}{4\pi} \times \frac{2 \times 15 \times 5}{x} \times l = \frac{\mu_0}{4\pi} \times \frac{2 \times 5 \times 10}{(15-x)} \times l \Rightarrow x = 9 \text{ cm.}$$

47. (d) By Fleming's left hand rule.

48. (a)

49. (a)

50. (c) Force on the wire =  $Bi l$

$$\text{Force per unit length} = Bi = 10^{-4} \times 10 = 10^{-3} \text{ N}$$

51. (b)  $F = Bil = 2 \times 1.2 \times 0.5 = 1.2 \text{ N}$

52. (a)  $F = \frac{\mu_0}{4\pi} \frac{2i_1 i_2}{a} = 10^{-7} \times \frac{2 \times 10 \times 10}{0.1} = 2 \times 10^{-4} \text{ N}$

Direction of current is same, so force is attractive.

53. (a,b,c) Sensitivity  $\frac{\theta}{i} = \frac{NAB}{C}$

54. (a)  $M = NiA = 24 \times 0.75 \times 3.14 \times (3.5 \times 10^{-2})^2$   
 $= 6.9 \times 10^{-2} \text{ A-m}^2$

55. (c)  $\frac{F}{l} = \frac{\mu_0}{4\pi} \times \frac{2i_1 i_2}{a} = \frac{\mu_0}{4\pi} \frac{2i^2}{a} \quad (\because i_1 = i_2 = i)$

$$\Rightarrow 2 \times 10^{-7} = 10^{-7} \times \frac{2i^2}{1} \Rightarrow i = 1 \text{ A}$$

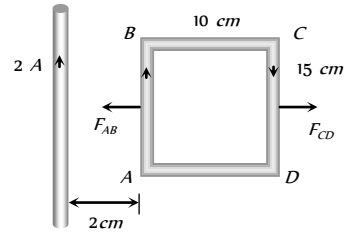
56. (b)

57. (a)  $\tau = NiAB \sin \theta = 0 \quad (\because \theta = 0^\circ)$

58. (d)  $M = NiA$

59. (c)

60. (a) Force on side  $BC$  and  $AD$  are equal but opposite so their net will be zero.



$$\text{But } F_{AB} = 10^{-7} \times \frac{2 \times 2 \times 1}{2 \times 10^{-2}} \times 15 \times 10^{-2} = 3 \times 10^{-6} \text{ N}$$

$$\text{and } F_{CD} = 10^{-7} \times \frac{2 \times 2 \times 1}{(12 \times 10^{-2})} \times 15 \times 10^{-2} = 0.5 \times 10^{-6} \text{ N}$$

$$\Rightarrow F_{\text{net}} = F_{AB} - F_{CD} = 2.5 \times 10^{-6} \text{ N}$$

$= 25 \times 10^{-7} \text{ N}$ , towards the wire.

61. (b)  $F = 10^{-7} \frac{2i_1 i_2}{a} = 10^{-7} \times \frac{2 \times 5 \times 5}{0.5} = 10^{-5} \text{ N}$  (repulsive)

62. (b) Sensitivity  $= \frac{NAB}{C}$

63. (d)  $M = iA = 0.1 \times \pi \times (0.05)^2$   
 $= (0.1) \times 3.14 \times 25 \times 10^{-4} = 7.85 \times 10^{-4} \text{ amp-m}^2$

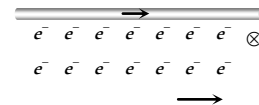
64. (b)  $B = \frac{\mu_0 i}{2R} \Rightarrow i = \frac{B \times 2R}{\mu_0}$

$$\text{Now, } M = i \times A = i \pi R^2 = \frac{B \times 2R}{\mu_0} \times \pi R^2 = \frac{2\pi B R^3}{\mu_0}$$

65. (c)  $M = NiA \Rightarrow M \propto A \Rightarrow M \propto r^2 \quad (\text{As } l = 2\pi r \Rightarrow l \propto r)$   
 $\Rightarrow M \propto l^2$

66. (a)  $F = \frac{\mu_0}{4\pi} \frac{2i_1 i_2}{a} = 10^{-7} \times \frac{2 \times 10 \times 5}{0.1} = 10^{-4} \text{ N}$  (Repulsive)

67. (b) According to Fleming's left hand rule, magnetic force on electrons will be downward.

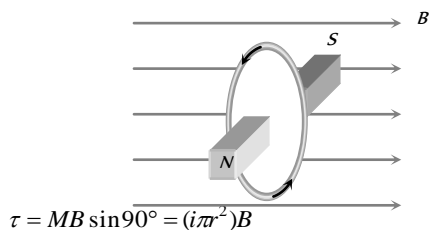


68. (a)  $\sigma_i = \frac{\theta}{i} = \frac{\theta}{iG} \cdot G = \sigma_v G \Rightarrow \frac{\sigma_i}{G} = \sigma_v$

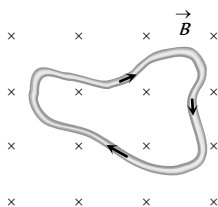
69. (a)

70. (a)  $F = Bil \sin 30^\circ = 1.5 \times 10 \times 1 \times \frac{1}{2} = 7.5 \text{ N}$

71. (c) As shown in the following figure, the given situation is similar to a bar magnet placed in a uniform magnetic field perpendicularly. Hence torque on it



72. (a) As shown in figure, since  $\vec{L} = 0$



Hence according to  $\vec{F} = i(\vec{L} \times \vec{B}) \Rightarrow \vec{F} = 0$

73. (a) Because  $\tau_{\max} = BiNA \Rightarrow \tau \propto N$ .

74. (d)

75. (d)  $F = \frac{\mu_0}{4\pi} \frac{2i_1 i_2}{a}$

$$F_1 = \frac{\mu_0}{4\pi} \frac{2i^2}{x} \quad (\text{Attraction})$$

$$F_2 = \frac{\mu_0}{4\pi} \frac{2i \times 2i}{2x} = \frac{\mu_0}{4\pi} \frac{2i^2}{x} \quad (\text{Repulsion})$$

Thus  $F_1 = -F_2$

76. (c) Magnetic field produced by wire is perpendicular to the motion of electron and it is given by

$$B = \frac{\mu_0}{4\pi} \cdot \frac{2i}{a} = 10^{-7} \times \frac{2 \times 5}{0.1} = 10^{-5} \text{ Wb/m}^2$$

Hence force on electron

$$F = qvB = (1.6 \times 10^{-19}) \times 5 \times 10^6 \times 10^{-5} = 8 \times 10^{-18} \text{ N}$$

77. (a) Sensitivity  $(S) = \frac{\theta}{i} \Rightarrow \frac{S_A}{S_B} = \frac{i_B}{i_A} = \frac{5}{3} \Rightarrow S_A > S_B$

78. (a)  $F = 10^{-7} \frac{2i_1 i_2}{a} = 10^{-7} \times \frac{2 \times 5 \times 8}{0.5} = 1.6 \times 10^{-5}$  (Attractive)

79. (b) In moving coil galvanometer  $i \propto \theta$ .

80. (c)

81. (b)  $F \propto i_1 i_2$ , so force on B due to C will be greater than that due A. Hence net force on B acts towards C.

82. (c)  $F \propto \frac{i_1 i_2}{a}$ ; Since one of the current increase two times and distance increases three times, so force become  $\frac{2}{3}$  times. Also

due to the reversal of direction of current force becomes negative.

83. (c) Neon molecule is diatomic, so its net magnetic moment is zero.

84. (b)  $F = Bil \Rightarrow 1 \times 9.8 = 0.98 \times i \times 1 \Rightarrow i = 10 \text{ A}$

85. (a)

86. (d)  $F = 10^{-7} \times \frac{2i^2}{a} \times l \Rightarrow 30 \times 10^{-7} = 10^{-7} \times \frac{2i^2}{0.15} \times 9$   
 $\Rightarrow i = 0.5 \text{ A}$

87. (c)  $\tau_{\max} = NiAB = 1 \times i \times (\pi r^2) \times B$   $\left(2\pi r = L, \Rightarrow r = \frac{L}{2\pi}\right)$

$$\tau_{\max} = \pi \left(\frac{L}{2\pi}\right)^2 B = \frac{L^2 i B}{4\pi}$$

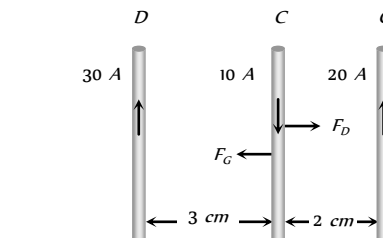
88. (b)

89. (c)  $\left(\frac{F}{l}\right) = \frac{\mu_0}{4\pi} \cdot \frac{2i_1 i_2}{a} \Rightarrow \left(\frac{F}{l}\right) = \frac{\mu_0}{4\pi} \cdot \frac{2i^2}{d} = \frac{\mu_0 i^2}{2\pi d}$  (Attractive)

90. (c) Force on wire C due to wire D

$$F_D = 10^{-7} \times \frac{2 \times 30 \times 10}{2 \times 10^{-2}} \times 25 \times 10^{-2} = 5 \times 10^{-4} \text{ N}$$

(towards right)



Force on wire C due to wire G

$$F_G = 10^{-7} \times \frac{2 \times 20 \times 10}{2 \times 10^{-2}} \times 25 \times 10^{-2} = 5 \times 10^{-4} \text{ N}$$

(towards left)

$\Rightarrow$  Net force on wire C is  $F_{\text{net}} = F_D - F_G = 0$

91. (d) Since  $\theta = 0^\circ$  so  $\tau = 0$  ( $\because \tau = NiAB \sin \theta$ )

### Critical Thinking Questions

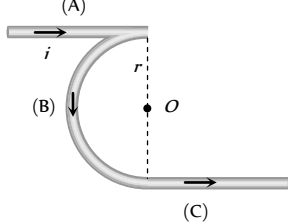
1. (b)  $\frac{B_{\text{centre}}}{B_{\text{axis}}} = \left(1 + \frac{x^2}{R^2}\right)^{3/2}$ , also  $B_{\text{axis}} = \frac{1}{8} B_{\text{centre}}$   
 $\Rightarrow \frac{8}{1} = \left(1 + \frac{x^2}{R^2}\right)^{3/2} \Rightarrow 2 = \left(1 + \frac{x^2}{R^2}\right)^{1/2}$   
 $\Rightarrow 4 = 1 + \frac{x^2}{R^2} \Rightarrow 3 = \frac{x^2}{R^2} \Rightarrow x^2 = 3R^2 \Rightarrow x = \sqrt{3}R$

2. (a) Field at the centre  $B_1 = \frac{\mu_0}{4\pi} \times \frac{2\pi n i}{r} = \frac{\mu_0}{2} \cdot \frac{n i}{r}$   
 Field at a distance  $h$  from the centre  
 $B_2 = \frac{\mu_0}{4\pi} \cdot \frac{2\pi n i r^2}{(r^2 + h^2)^{3/2}} = \frac{\mu_0}{2} \cdot \frac{n i r^2}{r^3 \left(1 + \frac{h^2}{r^2}\right)^{3/2}}$

$$= B_1 \left( 1 + \frac{h^2}{r^2} \right)^{-3/2} = B_1 \left( 1 - \frac{3}{2} \cdot \frac{h^2}{r^2} \right) \text{ (By binomial theorem)}$$

Hence  $B_1$  is less than  $B$  by a fraction  $= \frac{3}{2} \frac{h^2}{r^2}$

3. (a) **Case 1:**  $B_A = \frac{\mu_0}{4\pi} \cdot \frac{i}{r} \otimes$



$B_B = \frac{\mu_0}{4\pi} \cdot \frac{\pi i}{r} \odot$

$B_C = \frac{\mu_0}{4\pi} \cdot \frac{i}{r} \odot$

So net magnetic field at the centre of case 1

$$B_1 = B_B - B_C - B_A \Rightarrow B_1 = \frac{\mu_0}{4\pi} \cdot \frac{\pi i}{r} \odot \dots (i)$$

**Case 2:** As we discussed before magnetic field at the centre  $O$  in this case

$$B_2 = \frac{\mu_0}{4\pi} \cdot \frac{\pi i}{r} \otimes \dots (ii)$$

**Case 3:**  $B_A = 0$

$$B_B = \frac{\mu_0}{4\pi} \cdot \frac{(2\pi - \pi/2)i}{r} \otimes$$

$$B_C = \frac{\mu_0}{4\pi} \cdot \frac{i}{r} \odot$$

$$= \frac{\mu_0}{4\pi} \cdot \frac{3\pi i}{2r} \otimes$$

So net magnetic field at the centre of case 3

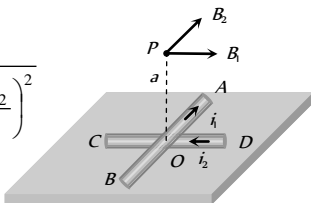
$$B_3 = \frac{\mu_0}{4\pi} \cdot \frac{i}{r} \left( \frac{3\pi}{2} - 1 \right) \otimes \dots (iii)$$

From equation (i), (ii) and (iii)

$$B_1 : B_2 : B_3 = \pi \odot : \pi \otimes : \left( \frac{3\pi}{2} - 1 \right) \otimes = -\frac{\pi}{2} : \frac{\pi}{2} : \left( \frac{3\pi}{2} - 1 \right)$$

4. (c) At  $P$ :  $B_{net} = \sqrt{B_1^2 + B_2^2}$

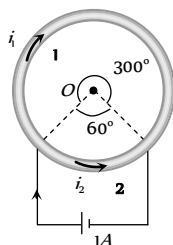
$$= \sqrt{\left( \frac{\mu_0}{4\pi} \cdot \frac{2i_1}{a} \right)^2 + \left( \frac{\mu_0}{4\pi} \cdot \frac{2i_2}{a} \right)^2}$$

$$= \frac{\mu_0}{2\pi a} (i_1^2 + i_2^2)^{1/2}$$


5. (c)  $B = \frac{\mu_0}{4\pi} \frac{\theta i}{r} \Rightarrow B \propto \theta i$  (but  $\frac{i_1}{i_2} = \frac{l_2}{l_1} = \frac{\theta_2}{\theta_1}$ )

$$\Rightarrow \frac{B_1}{B_2} = \frac{\theta_1}{\theta_2} \cdot \frac{i_1}{i_2}$$

So,  $\frac{B_1}{B_2} = \frac{\theta_1}{\theta_2} \times \frac{\theta_2}{\theta_1}$



$$\Rightarrow B_1 = B_2$$

6. (c) Magnetic field at any point lying on the current carrying straight conductor is zero.

Here  $H_1$  = Magnetic field at  $M$  due to current in  $PQ$ .

$H_2$  = Magnetic field at  $M$  due to  $QR$

+ magnetic field at  $M$  due to  $QS$

+ magnetic field at  $M$  due to  $PQ$

$$= 0 + \frac{H_1}{2} + H_1 = \frac{3}{2} H_1 \Rightarrow \frac{H_1}{H_2} = \frac{2}{3}$$

7. (c, d)  $B_{net} = B_1 - B_2 \Rightarrow B_1 - B_2 = 0 \Rightarrow B_1 = B_2$

$$\Rightarrow B \propto ni. \text{ So } n_1 i_1 = n_2 i_2 \text{ or } n_1 = n_2 \text{ and } i_1 = i_2$$

8. (c) Number of turns per unit width  $= \frac{N}{b-a}$

Consider an elemental ring of radius  $x$  and with thickness  $dx$

$$\text{Number of turns in the ring} = dN = \frac{Nd x}{b-a}$$

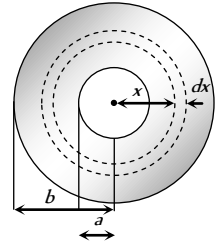
Magnetic field at the centre due to the ring element

$$dB = \frac{\mu_0 (dN) i}{2x} = \frac{\mu_0 i}{2} \cdot \frac{Nd x}{(b-a)} \cdot \frac{1}{x}$$

$\therefore$  Field at the centre

$$= \int dB = \frac{\mu_0 N i}{2(b-a)} \int_a^b \frac{dx}{x}$$

$$= \frac{\mu_0 N i}{2(b-a)} \ln \frac{b}{a}$$

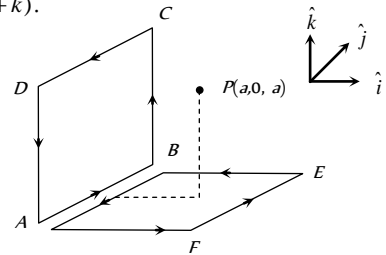


9. (d) The magnetic field at  $P(a, 0, a)$  due to the loop is equal to the vector sum of the magnetic fields produced by loops  $ABCD$  and  $AFEBA$  as shown in the figure.

Magnetic field due to loop  $ABCD$  will be along  $\hat{i}$  and due to loop  $AFEBA$ , along  $\hat{k}$ . Magnitude of magnetic field due to both the loops will be equal.

Therefore, direction of resultant magnetic field at  $P$  will be

$$\frac{1}{\sqrt{2}} (\hat{i} + \hat{k}).$$

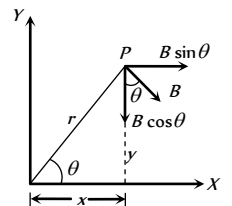


10. (a) Magnetic field at  $P$  is  $\vec{B}$ , perpendicular to  $OP$  in the direction shown in figure.

$$\text{So, } \vec{B} = B \sin \theta \hat{i} - B \cos \theta \hat{j}$$

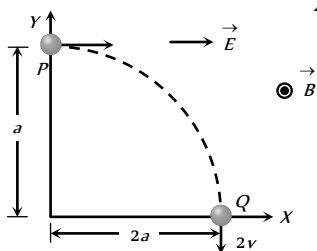
$$\text{Here } B = \frac{\mu_0 I}{2\pi r}$$

$$\sin \theta = \frac{y}{r} \text{ and } \cos \theta = \frac{x}{r}$$



$$\therefore \vec{B} = \frac{\mu_0 I}{2\pi} \cdot \frac{1}{r^2} (y\hat{i} - x\hat{j}) = \frac{\mu_0 I (y\hat{i} - x\hat{j})}{2\pi(x^2 + y^2)} \text{ (as } r^2 = x^2 + y^2)$$

11. (a, b, d) Kinetic energy of the particle at point  $P = \frac{1}{2}mv^2$



$$\text{K.E. of the particle at point } Q = \frac{1}{2}m(2v)^2$$

$$\text{Increase in K.E.} = \frac{3}{2}mv^2$$

It comes from the work done by the electric force  $qE$  on the particle as it covers a distance  $2a$  along the  $x$ -axis. Thus

$$\frac{3}{2}mv^2 = qE \times 2a \Rightarrow E = \frac{3}{4} \frac{mv^2}{qa}$$

$$\text{the electric field at } P = F \times v = qE \times v = 3 \frac{mv^3}{4a}$$

At  $Q$ ,  $\vec{F}_e = q\vec{E}$  is along  $x$ -axis while velocity is along negative  $y$ -axis. Hence rate of work done by electric field  $= \vec{F}_e \cdot \vec{v} = 0$  ( $\because \theta = 90^\circ$ ). Similarly, according to equation  $\vec{F}_m = q(\vec{v} \times \vec{B})$

Force  $\vec{F}_m$  is also perpendicular to velocity vector  $\vec{v}$ .

Hence the rate of work done by the magnetic field = 0

12. (a, c)  $r \propto \frac{\sqrt{m}}{q} \Rightarrow r_H : r_{He} : r_o = \frac{\sqrt{1}}{1} : \frac{\sqrt{4}}{1} : \frac{\sqrt{16}}{2} = 1 : 2 : 2$

Radius is smallest for  $H^+$ , so it is deflected most.

13. (c) As the electric field is switched on, positive ion will start to move along positive  $x$ -direction and negative ion along negative  $x$ -direction. Current associated with motion of both types of ions is along positive  $x$ -direction. According to Fleming's left hand rule force on both types of ions will be along negative  $y$ -direction.

14. (c)  $\vec{v} = 2 \times 10^5 \hat{i}$  and  $\vec{B} = (\hat{i} + 4\hat{j} - 3\hat{k})$

$$\vec{F} = q(\vec{v} \times \vec{B}) = -1.6 \times 10^{-19} [2 \times 10^5 \hat{i} \times (\hat{i} + 4\hat{j} - 3\hat{k})]$$

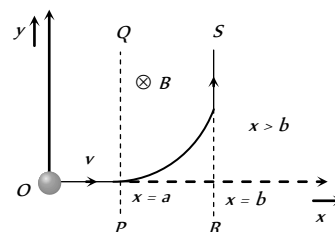
$$= -1.6 \times 10^{-19} \times 2 \times 10^5 [\hat{i} \times \hat{i} + 4(\hat{i} \times \hat{j}) - 3(\hat{i} \times \hat{k})]$$

$$= -3.2 \times 10^{-14} [0 + 4\hat{k} + 3\hat{j}] = 3.2 \times 10^{-14} (-4\hat{k} - 3\hat{j})$$

$$\Rightarrow |\vec{F}| = 3.2 \times 10^{-14} \times 5 = 1.6 \times 10^{-13} \text{ N.}$$

15. (b) In the figure, the  $z$ -axis points out of the paper, and the magnetic field is directed into the paper, existing in the region between  $PQ$  and  $RS$ . The particle moves in a circular path of

radius  $r$  in the magnetic field. It can just enter the region  $x > b$  for  $r \geq (b - a)$



$$\text{Now, } r = \frac{mv}{qB} \geq (b - a)$$

$$\text{or } v \geq \frac{q(b-a)B}{m} \Rightarrow v_{\min} = \frac{q(b-a)B}{m}$$

16. (b) Electric field can deviate the path of the particle in the shown direction only when it is along negative  $y$ -direction. In the given options  $\vec{E}$  is either zero or along  $x$ -direction. Hence it is the magnetic field which is really responsible for its curved path. Options (a) and (c) can't be accepted as the path will be helix in that case (when the velocity vector makes an angle other than  $0^\circ$ ,  $180^\circ$  or  $90^\circ$  with the magnetic field, path is a helix) option (d) is wrong because in that case component of net force on the particle also comes in  $k$  direction which is not acceptable as the particle is moving in  $x$ - $y$  plane. Only in option (b) the particle can move in  $x$ - $y$  plane.

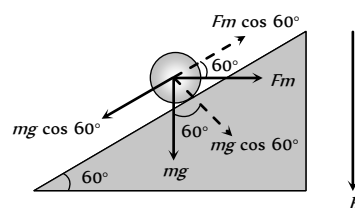
$$\text{In option (d) : } \vec{F}_{\text{net}} = q\vec{E} + q(\vec{v} \times \vec{B})$$

Initial velocity is along  $x$ -direction. So let  $\vec{v} = v\hat{i}$

$$\therefore \vec{F}_{\text{net}} = q\hat{i} + q[(v\hat{i}) \times (c\hat{k} + b\hat{j})] = q\hat{i} - qvc\hat{j} + qvb\hat{k}$$

$$\text{In option (b) } \vec{F}_{\text{net}} = q(\hat{i}) + q[(v\hat{i}) \times (c\hat{k} + a\hat{i})] = q\hat{i} - qvc\hat{j}$$

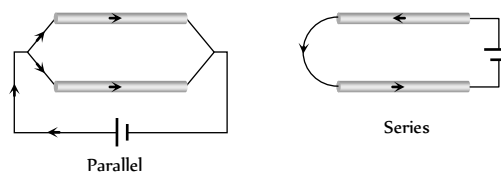
17. (c) The given situation can be drawn as follows



$$F = ilB \Rightarrow mg \sin 60^\circ = ilB \cos 60^\circ$$

$$\Rightarrow B = \frac{0.01 \times 10 \times \sqrt{3}}{0.1 \times 1.73} = 1 \text{ T}$$

18. (a) When connected in parallel the current will be in the same direction and when connected in series the current will be in the opposite direction.



19. (b) If the radius of circle is  $r$ , then  $2\pi r = L \Rightarrow r = \frac{L}{2\pi}$

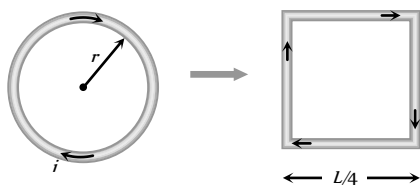
$$\text{Area} = \pi r^2 = \frac{\pi L^2}{4\pi^2} = \frac{L^2}{4\pi}$$

$$\text{Magnetic moment} = IA = \frac{IL^2}{4\pi}$$

20. (d) Initially for circular coil  $L = 2\pi r$  and  $M = i \times \pi r^2$

$$= i \times \pi \left( \frac{L}{2\pi} \right)^2 = \frac{iL^2}{4\pi} \dots (i)$$

$$\text{Finally for square coil } M' = i \times \left( \frac{L}{4} \right)^2 = \frac{iL^2}{16} \dots (ii)$$



$$\text{Solving equation (i) and (ii) } M' = \frac{\pi M}{4}$$

21. (c) The effective current  $i = \frac{q\omega}{2\pi}$  and  $A = \pi r^2$ .

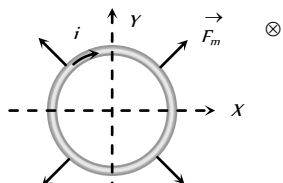
$$\text{Magnetic moment } M = iA = \frac{1}{2} q\omega r^2$$

$$\text{Angular momentum } L = I\omega = mr^2\omega \Rightarrow \frac{M}{L} = \frac{q}{2m}$$

22. (b) On applying Fleming's left hand rule.  
 23. (b) Current carrying conductors will attract each other, while electron beams will repel each other.  
 24. (c) Length of the component  $dl$  which is parallel to wire (1) is  $dl \cos \theta$ , so force on it.

$$F = \frac{\mu_0}{4\pi} \cdot \frac{2i_1 i_2}{r} (dl \cos \theta) = \frac{\mu_0 i_1 i_2 dl \cos \theta}{2\pi r}$$

25. (b) Net force on a current carrying loop in uniform magnetic field is zero. Hence the loop can't translate. So, options (c) and (d) are wrong.



From Fleming's left hand rule we can see that if magnetic field is perpendicular to paper inwards and current in the loop is clockwise (as shown) the magnetic force  $\vec{F}_m$  on each element of the loop is radially outwards, or the loops will have a tendency to expand.

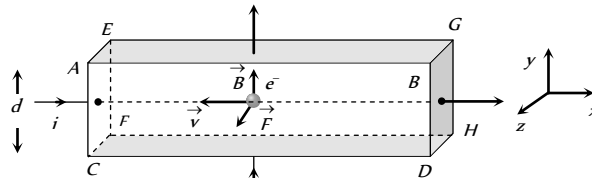
26. (c)  $U = -MB \cos \theta$ ; where  $\theta$  = Angle between normal to the plane of the coil and direction of magnetic field.

27. (a) As the block is of metal, the charge carriers are electrons, so for current along positive  $x$ -axis, the electrons are moving along negative  $x$ -axis, i.e.  $\vec{v} = -v\hat{i}$

and as the magnetic field is along the  $y$ -axis, i.e.  $\vec{B} = B\hat{j}$

so  $\vec{F} = q(\vec{v} \times \vec{B})$  for this case yield  $\vec{F} = (-e)[-v\hat{i} \times B\hat{j}]$

i.e.,  $\vec{F} = evB\hat{k}$  [As  $\hat{i} \times \hat{j} = \hat{k}$ ]



As force on electrons is towards the face ABCD, the electrons will accumulate on it and hence it will acquire lower potential.

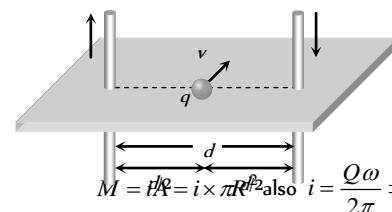
28. (a)

$$29. (a) i = \frac{2q\omega}{2\pi} = \frac{q\omega}{\pi}; \therefore M = iA = \frac{q\omega}{\pi} \pi R^2 = q\omega R^2$$

$$L = 2R.mv = 2R.mR\omega = 2mR^2\omega \quad (\because v = R\omega)$$

$$\Rightarrow \frac{M}{L} = \frac{q}{2m}$$

30. (d) According to gives information following figure can be drawn, which shows that direction of magnetic field is along the direction of motion of charge so net force on it is zero.



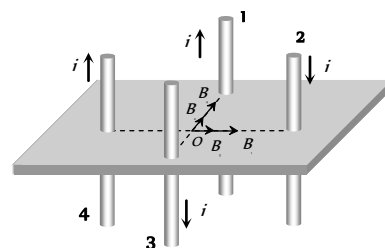
31. (b)

$$M = \frac{1}{2} q\omega R^2 = i \times \pi R^2 \text{ also } i = \frac{Q\omega}{2\pi} \Rightarrow M = \frac{1}{2} q\omega R^2$$

32. (c) Direction of magnetic field ( $B_1, B_2, B_3$  and  $B_4$ ) at origin due to wires 1, 2, 3 and 4 are shown in the following figure.

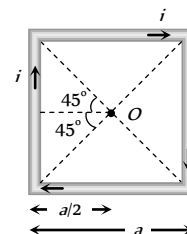
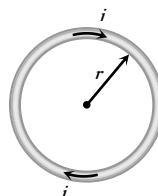
$$B_1 = B_2 = B_3 = B_4 = \frac{\mu_0}{4\pi} \cdot \frac{2i}{x} = B. \text{ So net magnetic field at origin } O$$

$$B_{\text{net}} = \sqrt{(B_1 + B_3)^2 + (B_2 + B_4)^2} = \sqrt{(2B)^2 + (2B)^2} = 2\sqrt{2}B$$



33. (b) Circular coil

Square coil



Length  $L = 2\pi r$ Length  $L = 4a$ 

Magnetic field at the centre of circular coil

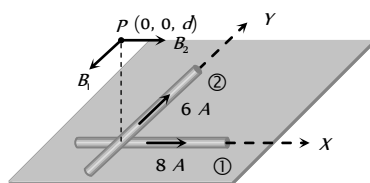
$$B_{\text{circular}} = \frac{\mu_0}{4\pi} \cdot \frac{2\pi i}{r} = \frac{\mu_0}{4\pi} \cdot \frac{4\pi^2 i}{L}$$

Magnetic field at the centre of square coil

$$B_{\text{square}} = \frac{\mu_0}{4\pi} \cdot \frac{8\sqrt{2} i}{a} = \frac{\mu_0}{4\pi} \cdot \frac{32\sqrt{2} i}{L}$$

$$\text{Hence } \frac{B_{\text{circular}}}{B_{\text{square}}} = \frac{\pi^2}{8\sqrt{2}}$$

34. (d) Magnetic field at  $P$  due to wire 1,  $B_1 = \frac{\mu_0}{4\pi} \cdot \frac{2(8)}{d}$

and due to wire 2,  $B_2 = \frac{\mu_0}{4\pi} \cdot \frac{2(6)}{d}$ 

$$\Rightarrow B_{\text{net}} = \sqrt{B_1^2 + B_2^2} = \sqrt{\left(\frac{\mu_0}{4\pi} \cdot \frac{16}{d}\right)^2 + \left(\frac{\mu_0}{4\pi} \cdot \frac{12}{d}\right)^2}$$

$$= \frac{\mu_0}{4\pi} \times \frac{2}{d} \times 10 = \frac{5\mu_0}{\pi d}$$

35. (b) According to question resistance of wire  $ADC$  is twice that of wire  $ABC$ . Hence current flows through  $ADC$  is half that of  $ABC$  i.e.  $\frac{i_2}{i_1} = \frac{1}{2}$ . Also  $i_1 + i_2 = i \Rightarrow i_1 = \frac{2i}{3}$  and  $i_2 = \frac{i}{3}$

Magnetic field at centre  $O$  due to wire  $AB$  and  $BC$  (part 1 and

$$2) B_1 = B_2 = \frac{\mu_0}{4\pi} \cdot \frac{2i_1 \sin 45^\circ}{a/2} \otimes = \frac{\mu_0}{4\pi} \cdot \frac{2\sqrt{2} i_1}{a} \otimes$$

and magnetic field at centre  $O$  due to wires  $AD$  and  $DC$  (i.e.

$$\text{part 3 and 4) } B_3 = B_4 = \frac{\mu_0}{4\pi} \cdot \frac{2\sqrt{2} i_2}{a} \odot$$

Also  $i_1 = 2i_2$ . So  $(B_1 + B_2) > (B_3 + B_4)$ Hence net magnetic field at centre  $O$ 

$$B_{\text{net}} = (B_1 + B_2) - (B_3 + B_4)$$

$$= 2 \times \frac{\mu_0}{4\pi} \cdot \frac{2\sqrt{2} \times \left(\frac{2i}{3}\right)}{a} - \frac{\mu_0}{4\pi} \cdot \frac{2\sqrt{2} \left(\frac{i}{3}\right) \times 2}{a}$$

$$= \frac{\mu_0}{4\pi} \cdot \frac{4\sqrt{2} i}{3a} (2-1) \otimes = \frac{\sqrt{2} \mu_0 i}{3\pi a} \otimes$$

36. (d) By using  $B = \frac{\mu_0 i}{2\pi r} \left( \frac{r^2 - a^2}{b^2 - a^2} \right)$  here  $r = \frac{3R}{2}$ ,  $a = R$ ,  $b = 2R$

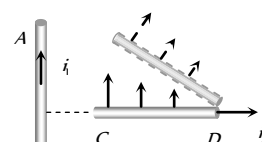
$$\Rightarrow B = \frac{\mu_0 i}{2\pi \left( \frac{3R}{2} \right)} \times \left\{ \frac{\left( \frac{3R}{2} \right)^2 - R^2}{(2R)^2 - R^2} \right\} = \frac{5\mu_0 i}{36\pi R}$$

37. (a) Suppose in equilibrium wire  $PQ$  lies at a distance  $r$  above the wire  $AB$

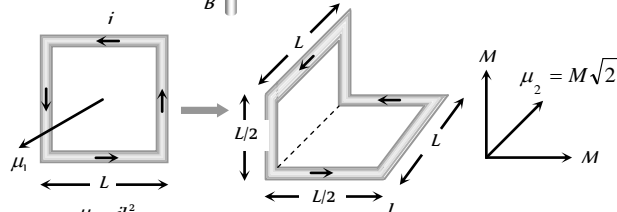
$$\text{Hence in equilibrium } mg = Bil \Rightarrow mg = \frac{\mu_0}{4\pi} \left( \frac{2i}{r} \right) \times il$$

$$\Rightarrow 10^{-3} \times 10 = 10^{-7} \times \frac{2 \times (50)^2}{r} \times 0.5 \Rightarrow r = 25 \text{ mm}$$

38. (c) Since the force on the rod  $CD$  is non-uniform it will experience force and torque. From the left hand side it can be seen that the force will be upward and torque is clockwise.



39. (c) Initial magnetic moment  $\mu_1 = iL$

After folding the loop,  $M$  = magnetic moment due to each part

$$= i \left( \frac{L}{2} \right) \times L = \frac{iL^2}{2} = \frac{\mu_1}{2}$$

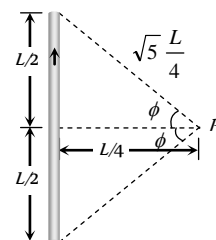
$$\Rightarrow \mu_2 = M\sqrt{2} = \frac{\mu_1}{2} \times \sqrt{2} = \frac{\mu_1}{\sqrt{2}}$$

40. (a) By using  $B = \frac{\mu_0}{4\pi} \cdot \frac{i}{a} (\sin \phi_1 + \sin \phi_2)$

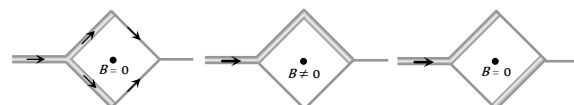
$$\Rightarrow B = \frac{\mu_0}{4\pi} \cdot \frac{i}{(L/4)} (2 \sin \phi)$$

$$\text{Also } \sin \phi = \frac{L/2}{\sqrt{5}L/4} = \frac{2}{\sqrt{5}}$$

$$\Rightarrow B = \frac{4\mu_0 i}{\sqrt{5}\pi L}$$



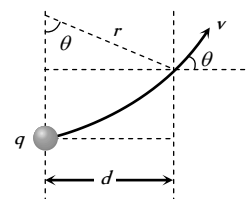
41. (d) In  $P$  and  $R$  loops, currents are divided in same proportion because the branches have equal resistance. Hence magnetic field produced at centre due to each segment is of equal magnitude but of opposite direction, so net field is zero.



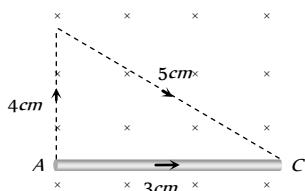
42. (a) From figure it is clear that

$$\sin \theta = \frac{d}{r} \text{ also } r = \frac{p}{qB}$$

$$\therefore \sin \theta = \frac{Bqd}{p}$$



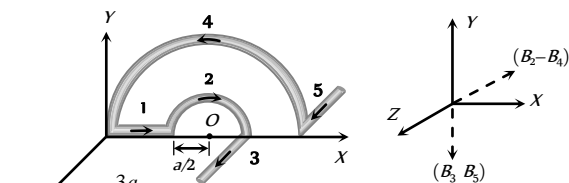
43. (a)  $\vec{F}_{CAD} = \vec{F}_{CD} = \vec{F}_{CED}$   
 $\therefore$  Net force on frame  $= 3\vec{F}_{CD} = (3)(2)(1)(4) \quad (F = i\ell B)$   
 $= 24 \text{ N}$
44. (b) The given curved wire can be treated as a straight wire as shown



Force acting on the wire AC,  $F = Bi\ell = 2 \times 2 \times 3 \times 10^{-2}$   
 $= 12 \times 10^{-2} \text{ N}$  along y-axis.

So acceleration of wire  $= \frac{F}{m} = \frac{12 \times 10^{-2}}{10 \times 10^{-3}} = 12 \text{ m/s}^2$

45. (b)



Magnetic field at O due to

Part (1):  $B_1 = 0$

Part (2):  $B_2 = \frac{\mu_0}{4\pi} \cdot \frac{\pi i}{(a/2)} \otimes$  (along -Z-axis)

Part (3):  $B_3 = \frac{\mu_0}{4\pi} \cdot \frac{i}{(a/2)} \downarrow$  (along -Y-axis)

Part (4):  $B_4 = \frac{\mu_0}{4\pi} \cdot \frac{\pi i}{(3a/2)} \odot$  (along +Z-axis)

Part (5):  $B_5 = \frac{\mu_0}{4\pi} \cdot \frac{i}{(3a/2)} \downarrow$  (along -Y-axis)

$B_2 - B_4 = \frac{\mu_0}{4\pi} \cdot \frac{\pi i}{a} \left( 2 - \frac{2}{3} \right) = \frac{\mu_0 i}{3a} \otimes$  (along -Z-axis)

$B_3 + B_5 = \frac{\mu_0}{4\pi} \cdot \frac{1}{a} \left( 2 + \frac{2}{3} \right) = \frac{8\mu_0 i}{12\pi a} \downarrow$  (along -Y-axis)

Hence net magnetic field

$$B_{\text{net}} = \sqrt{(B_2 - B_4)^2 + (B_3 + B_5)^2} = \frac{\mu_0 i}{3\pi a} \sqrt{\pi^2 + 4}$$

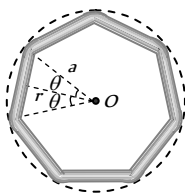
46. (b) Magnetic field at the centre due to one side

$$B_1 = \frac{\mu_0}{4\pi} \cdot \frac{2i \sin \theta}{r} \text{ where } r = a \cos \theta$$

$$\text{So } B_1 = \frac{\mu_0}{4\pi} \cdot \frac{2i \sin \theta}{a \cos \theta} = \frac{\mu_0 i}{2\pi a} \tan \theta$$

Hence net magnetic field

$$B_{\text{net}} = n \times \frac{\mu_0 i}{2\pi a} \tan \frac{\pi}{n}$$



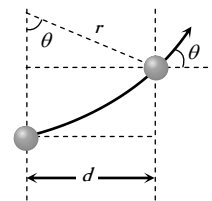
47. (b) According to following figure  $\sin \theta = \frac{d}{r}$

$$\text{also } r = \frac{\sqrt{2mk}}{qB} = \frac{1}{B} \sqrt{\frac{2mV}{q}}$$

$$\therefore \sin \theta = Bd \sqrt{\frac{q}{2mV}}$$

$$= 0.51 \times 0.1 \sqrt{\frac{1.6 \times 10^{-19}}{2 \times 1.67 \times 10^{-27} \times 500 \times 10^3}}$$

$$= \frac{1}{2} \Rightarrow \theta = 30^\circ$$



48. (b) The field at the midpoint of BC due to AB is  $\left( -\frac{\mu_0}{4\pi} \cdot \frac{i}{d/2} \hat{k} \right)$  and the same is due to CD. Therefore the total field is  $\left[ -\left( \frac{\mu_0 i}{\pi d} \right) \hat{k} \right]$

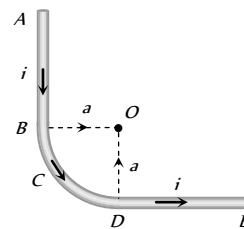
49. (a) The electron reverses its direction. It can be done by covering semi-circular path in x-z or x-y plane.

50. (d) The field at O due to AB is  $\frac{\mu_0}{4\pi} \cdot \frac{i}{a} \hat{k}$  and that due to DE is

$$\text{also } \frac{\mu_0}{4\pi} \cdot \frac{i}{a} \hat{k}$$

However the field due to BCD is  $\frac{\mu_0}{4\pi} \cdot \frac{i}{a} \left( \frac{\pi}{2} \right) \hat{k}$ .

Thus the total field at O is  $\frac{\mu_0}{4\pi} \cdot \frac{i}{a} \left( 2 + \frac{\pi}{2} \right) \hat{k}$



51. (d) The energy of a charged particle moving in magnetic field remains constant because the magnetic field does not do any work. Therefore kinetic energy is constant i.e.  $u = v$ .

The force on electron will act along negative y-axis initially. The electron will undergo circular motion in clockwise direction and emerge out the field. So  $y < 0$ .

### Graphical Questions

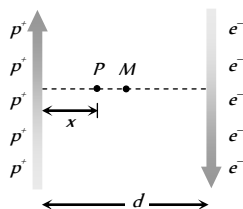
- (c)  $|\vec{B}| = \frac{\mu_0}{4\pi} \cdot \frac{2\pi i}{r} \Rightarrow |\vec{B}| \propto \frac{1}{r}$
- (a) Every point on line AB will be equidistant from X and Y-axis. So magnetic field at every point on line AB due to wire 1 along X-axis is equal in magnitude but opposite in direction to the magnetic field due to wire along Y-axis. Hence  $B_{\text{net}}$  on AB = 0
- (b) If the current flows out of the paper, the magnetic field at points to the right of the wire will be upwards and to the left

will be downward. Now magnetic field at  $C$ , is zero. The field in the region  $BX'$  will be upwards ( $+ve$ ) because all points lying in this region are to the right of both the wires. Similarly, magnetic field in the region  $AX$  will be downwards ( $-ve$ ). The field in the region  $AC$  will be upwards ( $+ve$ ) because points are closer to  $A$  compared to  $B$ . Similarly magnetic field in region  $BC$  will be downward ( $-ve$ ). Graph (b) satisfies all these conditions.

4. (a) Magnetic field inside the conductor  $B_{in} \propto r$  and magnetic field outside the conductor  $B_{out} \propto \frac{1}{r}$   
(where  $r$  is the distance of observation point from axis)

5. (c) The magnetic field at points to the right of the proton beam acts perpendicular to the paper inwards ( $\times$ ). The magnetic field at points to the left of the electron beam acts perpendicular to the paper outwards ( $\cdot$ ).

Magnetic field at mid point  $M$  is zero.



Magnetic field at the points closer to proton beam acts perpendicular to the paper inwards (*i.e.* ( $\times$ )) and at the points closer to electron beam it acts outwards *i.e.* ( $\cdot$ ). In the given options graph (c) satisfies all the conditions.

6. (a) Magnetic field inside the hollow metallic cylinder  $B_{in} = 0$ , and magnetic field outside it  $B_{out} \propto \frac{1}{r}$
7. (a) Magnetic field in the middle of the solenoid's is maximum, magnetic field at the end  $B_{end} = \frac{1}{2} B_{\infty}$ .
8. (b) The charge will not experience any force if  $|\vec{F}_e| = |\vec{F}_m|$ . This condition is satisfied in option (b) only.
9. (c) The given portion of the curved wire may be treated as a straight wire of length  $2L$  which experiences a magnetic force  $F_m = Bi(2L)$
10. (a)  $\tau = NBiA \sin \theta$  so the graph between  $\tau$  and  $\theta$  is a sinusoidal graph.
11. (c) For undeviated motion  $|\vec{F}_e| = |\vec{F}_m|$ , which happened when  $\vec{v}$ ,  $\vec{E}$  and  $\vec{B}$  are mutually perpendicular to each other.

12. (a) If at a place, magnetic induction is  $B$ , then energy density will be equal to  $U = \frac{B^2}{2\mu_0}$ . It means, graph between  $U$  and  $B$  will be a parabola passing through origin and symmetric about  $U$ -axis.

13. (b, c) Since length of the wire is equal to  $l$ , therefore,  $2\pi Rn = l$  or  $n = \frac{l}{2\pi R}$ .

Magnetic induction at centre of a circular coil is given by

$$B = \frac{\mu_0}{4\pi} \cdot \frac{2\pi ni}{R} = \frac{\mu_0 l i}{4\pi R^2} \Rightarrow B \propto \frac{1}{R^2}$$

It means, when  $R \rightarrow 0$ ,  $B \rightarrow \infty$  and  $R \rightarrow \infty$ ,  $B \rightarrow 0$ ,

Hence (b) is correct and (d) is wrong.

$$\text{Substituting } R = \frac{l}{2\pi n} \text{ in } B = \frac{\mu_0}{4\pi} \cdot \frac{2\pi ni}{R}$$

$B \propto n^2$ . It means graph between  $B$  and  $n$  will be a parabola having increasing slope and passing through origin. Hence (c) is correct and (a) is wrong.

14. (b) When a current flows through cylindrical shell, then according to Ampere circuital law, magnetic induction inside it will be equal to zero. Hence energy density at  $r < R$  is equal to zero.

Therefore, (a), (c) and (d) are wrong.

$$\text{When } r > R, B = \frac{\mu_0 i}{2\pi r}$$

$$\text{Since } U = \frac{B^2}{2\mu_0}, \text{ therefore, outside the shell, } U = \frac{\mu_0 i^2}{8\pi^2 r^2}. \text{ It}$$

$$\text{means, just outside the shell, } U = \frac{\mu_0 i^2}{8\pi^2 R^2} \text{ and when}$$

$$r \rightarrow \infty, U \rightarrow 0.$$

Hence (b) is correct.

15. (b) Energy density in previous objective, at  $r = 2R$ , will be equal to  $U = \frac{\mu_0 i^2}{32\pi^2 R^2}$  or  $U \propto i^2$ . It means, graph-between  $U$  and  $i$  will be a parabola, passing through origin, symmetric about  $U$ -axis and having increasing slope. Hence (b) is correct.

16. (b) Direction of magnetic field at every point on axis of a current carrying coil remains same though magnitude varies. Hence magnetic induction for whole the  $x$ -axis will remain positive.

Therefore, (c) and (d) are wrong.

Magnitude of magnetic field will vary with  $x$  according to law,

$$B = \frac{\mu_0 N I R^2}{2(R^2 + x^2)^{3/2}}$$

Hence, at  $x = 0$ ,  $B = \frac{\mu_0 NI}{2R}$  and when  $x \rightarrow \infty$ ,  $B \rightarrow 0$ .

Slope of the graph will be  $\frac{dB}{dx} = -\frac{3\mu_0 NIR^2 \cdot x}{2(R^2 + x^2)^{5/2}}$ .

It means, at  $x = 0$ , slope is equal to zero or tangent to the graph at  $x = 0$ , must be parallel to  $x$ -axis.

Hence (b) is correct and (a) is wrong.

### Assertion and Reason

1. (a) Cyclotron is suitable for accelerating heavy particles like protons,  $\alpha$ -particles etc, and not for electrons because of low mass. Because electrons acquire very high velocities very near to velocity of light and appreciable variation in their mass, occurs.
2. (c) Cyclotron is utilised to accelerate the positive ion. And cyclotron frequency is given by  $\nu = \frac{Be}{2\pi m}$ . It means cyclotron frequency doesn't depends upon velocity. Therefore, assertion is true and reason false.
3. (a) A moving charge experiences a force in magnetic field. It is because of interaction of two magnetic fields, one which is produced due to the motion of charge and other in which charge is moving.
4. (e) In this case we can not be sure about the absence of the magnetic field because if the electron moving parallel to the direction of magnetic field, the angle between velocity and applied magnetic field is zero ( $F = 0$ ). Then also electron passes without deflection. Also  $F = evB \sin\theta \Rightarrow F \propto B$ .
5. (a) In the absence of the electric current, the free electrons in a conductor are in a state of random motion, like molecules in a gas. Their average velocity is zero. i.e. they do not have any net velocity in a direction. As a result, there is no net magnetic force on the free electrons in the magnetic field. On passing the current, the free electrons acquire drift velocity in a definite direction, hence magnetic force acts on them, unless the field has no perpendicular component.
6. (c) Time taken is independent of velocity and radius of path. However, maximum velocity will be given by  $v_{\max} = \frac{qBR}{m}$  where  $R$  is radius of Dee's.
7. (a) Due to metallic frame the deflection is only due to current in a coil and magnetic field, not due to vibration in the strings. If string start oscillating, presence of metallic frame in the field make these oscillations damped.
8. (c) The direction of magnetic field due to current carrying conductor can be found by applying right hand thumb rule or right hand palm rule. When electric current is passed through a circular conductor, the magnetic field lines near the center of the conductor are almost straight lines. Magnetic flux direction is determined only by the direction of current.
9. (a) The force on a charged particle moving in a uniform magnetic field always acts in direction perpendicular to the direction of motion of the charge. As work done by magnetic field on the charge is zero, [ $W = FS \cos\theta$ ], so the energy of the charged particle does not change.
10. (b) We know that the direction of the earth's magnetic field is toward north and the velocity of electron is vertically downward. Applying Fleming's left hand rule, the direction of force is towards west. Therefore, an electron coming from outer space will be deflected toward west.
11. (d) In the case of metallic rod, the charge carriers flow through whole of the cross section. Therefore, the magnetic field exists both inside as well as outside. However magnetic field inside the rod will go on decreasing as we go towards the axis.
12. (e) The force experienced by a charge particle in a magnetic field is given by,  $\vec{F} = q(\vec{v} \times \vec{B})$  which is independent of mass. As  $q$ ,  $v$  and  $B$  are same for both the electron and proton, hence both will experience same force.
13. (b) The torque on the coil in a magnetic field is given by  $\tau = nIBA \cos\theta$  For radial field, the coil is set with its plane parallel to the direction of the magnetic field  $B$ , then  $\theta = 0$  and  $\cos\theta = 1 \Rightarrow$  Torque =  $nIBA$  (i) =  $nIBA$  (maximum).
14. (b) The winding of helix carry currents in the same direction therefore they experience an attractive force pulling the lower end out of mercury. As a result of this, the circuit breaks, current becomes zero and hence the force of attraction vanishes. Therefore helix comes back to its final position, completing the circuit again. In this way, the process is repeated and helix executes oscillatory motion.
15. (b) For a solenoid  $B_{\text{end}} = \frac{1}{2}(B_{\text{in}})$ . Also for a long solenoid, magnetic field is uniform within it but this reason is not explaining the assertion.
16. (d) When a charged particle is moving on a circular path in a magnetic field, the magnitude of velocity does not change but direction of velocity is changing every moment. Hence velocity is changing, so momentum ( $m\vec{v}$ ) is also changing.
17. (b) Time period,  $T = \frac{2\pi m}{Bq}$  as  $\left(\frac{m}{q}\right)_\alpha = 2\left(\frac{m}{q}\right)_p \Rightarrow T_\alpha = 2T_p$  Also  $T \propto m$ , but then  $T_\alpha = 4T_p$  which is not the case.
18. (d) When two long parallel wires, are connected to a battery in series. They carry currents in opposite directions, hence they repel each other.
19. (a) Here, both Assertion and Reason are correct and reason is the correct explanation of assertion.

## Magnetic Effect of Current

## Self Evaluation Test -21

1. In the hydrogen atom, the electron is making  $6.6 \times 10^{13}$  r.p.s. If the radius of the orbit is  $0.53 \times 10^{-10}$  metre, then magnetic field produced at the centre of the orbit is

(a) 140 Tesla (b) 12.5 Tesla  
(c) 1.4 Tesla (d) 0.14 Tesla

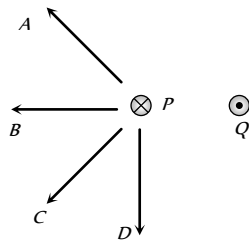
2. A coil carrying a heavy current and having large number of turns mounted in a  $N-S$  vertical plane and a current flows in clockwise direction. A small magnetic needle at its centre will have its north pole in

(a) East-north direction (b) West-north direction  
(c) East-south direction (d) West-south direction

3. A charged particle is projected in a plane perpendicular to a uniform magnetic field. The area bounded by the path described by the particle is proportional to

(a) The velocity (b) The momentum  
(c) The kinetic energy (d) None of these

4. In figure shows three long straight wires  $P$ ,  $Q$  and  $R$  carrying currents normal to the plane of the paper. All three currents have the same magnitude. Which arrow best shows the direction of the resultant force on the wire  $P$



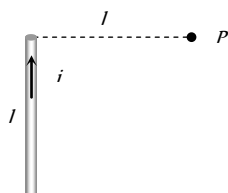
(a) A (b) B  
(c) C (d) D

5. A moving coil galvanometer has 48 turns and area of coil is  $4 \times 10^{-2} \text{ m}^2$ . If the magnetic field is  $0.2 \text{ T}$ , then to increase the current sensitivity by 25% without changing area (A) and field (B) the number of turns should become

(a) 24 (b) 36  
(c) 60 (d) 54

6. Figure shows a straight wire of length  $l$  current  $i$ . The magnitude of magnetic field produced by the current at point  $P$  is

(a)  $\frac{\sqrt{2}\mu_0 i}{\pi l}$   
(b)  $\frac{\mu_0 i}{4\pi l}$   
(c)  $\frac{\sqrt{2}\mu_0 i}{8\pi l}$   
(d)  $\frac{\mu_0 i}{2\sqrt{2}\pi l}$

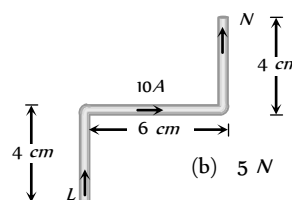


7. A winding wire which is used to frame a solenoid can bear a maximum  $10 \text{ A}$  current. If length of solenoid is  $80 \text{ cm}$  and its cross sectional radius is  $3 \text{ cm}$  then required length of winding wire is ( $B = 0.2 \text{ T}$ )

(a)  $1.2 \times 10^2 \text{ m}$  (b)  $4.8 \times 10^2 \text{ m}$

(c)  $2.4 \times 10^3 \text{ m}$  (d)  $6 \times 10^3 \text{ m}$

8. A current carrying wire  $LN$  is bent in the form shown below. If wire carries a current of  $10 \text{ A}$  and it is placed in a magnetic field of  $5 \text{ T}$  which acts perpendicular to the paper outwards then it will experience a force



(a) Zero (b) 5 N  
(c) 30 N (d) 20 N

9. A wire of length  $L$  is bent in the form of a circular coil and current  $i$  is passed through it. If this coil is placed in a magnetic field then the torque acting on the coil will be maximum when the number of turns is

(a) As large as possible (b) Any number  
(c) 2 (d) 1

10. A particle having a charge of  $10.0 \mu\text{C}$  and mass  $1 \mu\text{g}$  moves in a circle of radius  $10 \text{ cm}$  under the influence of a magnetic field of induction  $0.1 \text{ T}$ . When the particle is at a point  $P$ , a uniform electric field is switched on so that the particle starts moving along the tangent with a uniform velocity. The electric field is

(a)  $0.1 \text{ V/m}$   
(b)  $1.0 \text{ V/m}$   
(c)  $10.0 \text{ V/m}$   
(d)  $100 \text{ V/m}$

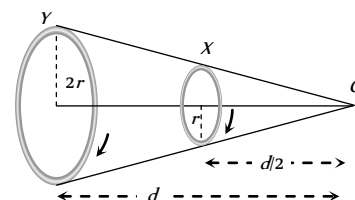


11. Two parallel long wires carry currents  $i_1$  and  $i_2$  with  $i_1 > i_2$ . When the currents are in the same direction, the magnetic field midway between the wires is  $10 \mu\text{T}$ . When the direction of  $i_1$  is reversed, it becomes  $40 \mu\text{T}$ . the ratio  $i_1 / i_2$  is

(a) 3 : 4 (b) 11 : 7  
(c) 7 : 11 (d) 5 : 3

12. Two circular coils  $X$  and  $Y$ , having equal number of turns, carry equal currents in the same sense and subtend same solid angle at point  $O$ . If the smaller coil,  $X$  is midway between  $O$  and  $Y$ , then if we represent the magnetic induction due to bigger coil  $Y$  at  $O$  as  $B_Y$  and that due to smaller coil  $X$  at  $O$  as  $B_X$ , then

(a)  $\frac{B_Y}{B_X} = 1$   
(b)  $\frac{B_Y}{B_X} = 2$   
(c)  $\frac{B_Y}{B_X} = \frac{1}{2}$

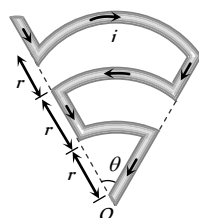


(d)  $\frac{B_y}{B_x} = \frac{1}{4}$

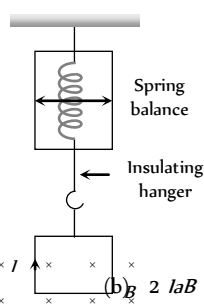
13. A fixed horizontal wire carries a current of 200 A. Another wire having a mass per unit length  $10^{-2} \text{ kg/m}$  is placed below the first wire at a distance of 2 cm and parallel to it. How much current must be passed through the second wire if it floats in air without any support? What should be the direction of current in it
- (a) 25 A (direction of current is same to first wire)  
 (b) 25 A (direction of current is opposite to first wire)  
 (c) 49 A (direction of current is same to first wire)  
 (d) 49 A (direction of current is opposite to first wire)

14. Find magnetic field at O

- (a)  $\frac{5\mu_0 i \theta}{24\pi r}$   
 (b)  $\frac{\mu_0 i \theta}{24\pi r}$   
 (c)  $\frac{11\mu_0 i \theta}{24\pi r}$   
 (d) Zero



15. A square loop of side a hangs from an insulating hanger of spring balance. The magnetic field of strength B occurs only at the lower edge. It carries a current I. Find the change in the reading of the spring balance if the direction of current is reversed



- (a)  $IaB$   
 (b)  $2IaB$   
 (c)  $\frac{IaB}{2}$   
 (d)  $\frac{3}{2}IaB$

16. A charge of  $2.0 \mu\text{C}$  moves with a speed of  $3.0 \times 10^6 \text{ ms}^{-1}$  along +ve X-axis. A magnetic field of strength  $\vec{B} = -0.2 \hat{k} \text{ Tesla}$  exists in space. What is the magnetic force ( $\vec{F}_m$ ) on the charge
- (a)  $F_m = 1.2 \text{ N}$  along +ve x - direction  
 (b)  $F_m = 1.2 \text{ N}$  along -ve x - direction

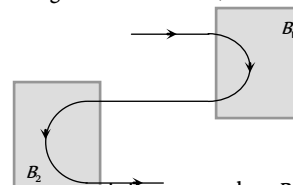
(c)  $F_m = 1.2 \text{ N}$  along +ve y - direction

(d)  $F_m = 1.2 \text{ N}$  along -ve y - direction

17. Five very long, straight wires are bound together to form a small cable. Currents carried by the wires are  $I_1 = 20 \text{ A}$ ,  $I_2 = -6 \text{ A}$ ,  $I_3 = 12 \text{ A}$ ,  $I_4 = -7 \text{ A}$ ,  $I_5 = 18 \text{ A}$ . The magnetic induction at a distance of 10 cm from the cable is

- (a)  $34 \mu\text{T}$   
 (b)  $74 \text{ mT}$   
 (c)  $34 \text{ mT}$   
 (d)  $74 \mu\text{T}$

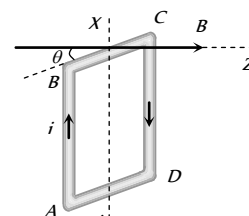
18. Following figure shows the path of an electron that passes through two regions containing uniform magnetic fields of magnitudes B and  $B_2$ . Its path in each region is a half circle, choose the correct option



- (a) B is into the page and it is stronger than  $B_2$   
 (b) B is into the page and it is weaker than  $B_2$   
 (c) B is out of the page and it is weaker than  $B_2$   
 (d) B is out of the page and it is stronger than  $B_2$

19. The square loop ABCD, carrying a current i, is placed in uniform magnetic field B, as shown. The loop can rotate about the axis XX'. The plane of the loop makes an angle  $\theta$  ( $\theta < 90^\circ$ ) with the direction of B. Through what angle will the loop rotate by itself before the torque on it becomes zero

- (a)  $\theta$   
 (b)  $90^\circ - \theta$   
 (c)  $90^\circ + \theta$   
 (d)  $180^\circ - \theta$



20. A cylindrical conductor of radius 'R' carries a current 'i'. The value of magnetic field at a point which is R/4 distance inside from the surface is 10 T. Find the value of magnetic field at point which is 4R distance outside from the surface

- (a)  $\frac{4}{3} \text{ T}$   
 (b)  $\frac{8}{3} \text{ T}$   
 (c)  $\frac{40}{3} \text{ T}$   
 (d)  $\frac{80}{3} \text{ T}$

21. Three long straight wires are connected parallel to each other across a battery of negligible internal resistance. The ratio of their resistances are 3 : 4 : 5. What is the ratio of distances of middle wire from the others if the net force experienced by it is zero

- (a) 4 : 3  
 (b) 3 : 1  
 (c) 5 : 3  
 (d) 2 : 3

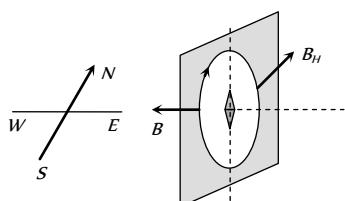
## AS Answers and Solutions

(SET -21)

1. (b)  $i = qv$

$$B = \frac{\mu_0 i}{2r} = \frac{\mu_0 qv}{2r} = \frac{4\pi \times 10^{-7} \times 1.6 \times 10^{-19} \times 6.6 \times 10^{15}}{2 \times 0.53 \times 10^{-10}}$$

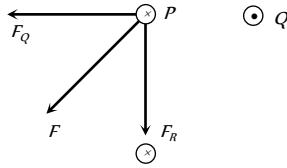
$$= \frac{2\pi \times 1.6 \times 6.6}{5.3} = 12.518 \text{ Tesla}$$



2. (b)

3. (c)  $r = \frac{\sqrt{2mK}}{qB}$  and  $A = \pi r^2 \Rightarrow A = \frac{\pi(2mK)}{q^2 B^2} \Rightarrow A \propto K$ .

4. (c) The forces  $F_Q$  and  $F_R$  are the forces applied by wires  $Q$  and  $R$  respectively on the wire  $P$  as shown in figure. Their resultant force  $F$  is best shown by  $C$ .



5. (c) As we know

$$\text{Current sensitivity } S_i = \frac{NBA}{C}$$

$$\Rightarrow S_i \propto N \Rightarrow \frac{(S_i)_1}{(S_i)_2} = \frac{N_1}{N_2} \Rightarrow \frac{100}{125} = \frac{48}{N_2} \Rightarrow N_2 = 60.$$

6. (c) The given situation can be redrawn as follow.

As we know the general formula for finding the magnetic field due to a finite length wire

$$B = \frac{\mu_0}{4\pi} \cdot \frac{i}{r} (\sin\phi_1 + \sin\phi_2)$$

Here  $\phi_1 = 0^\circ$ ,  $\phi_2 = 45^\circ$

$$\therefore B = \frac{\mu_0}{4\pi} \cdot \frac{i}{r} (\sin 0^\circ + \sin 45^\circ) = \frac{\mu_0}{4\pi} \cdot \frac{i}{\sqrt{2}l} \Rightarrow B = \frac{\sqrt{2}\mu_0 i}{8\pi l}$$

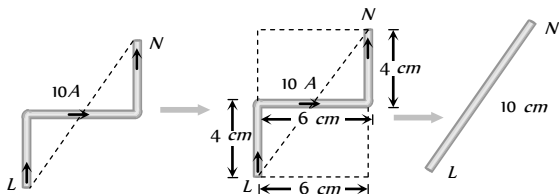
7. (c)  $B = \frac{\mu_0 Ni}{l}$  where  $N$  = Total number of turns,  $l$  = length of the solenoid

$$\Rightarrow 0.2 = \frac{4\pi \times 10^{-7} \times N \times 10}{0.8} \Rightarrow N = \frac{4 \times 10^4}{\pi}$$

Since  $N$  turns are made from the winding wire so length of the wire ( $L$ ) =  $2\pi \times N$  [ $2\pi r$  = length of each turns]

$$\Rightarrow L = 2\pi \times 3 \times 10^{-2} \times \frac{4 \times 10^4}{\pi} = 2.4 \times 10^3 \text{ m}$$

8. (b) The given wire can be replaced by a straight wire as shown below



Hence force experienced by the wire

$$F = BIl = 5 \times 10 \times 0.1 = 5 \text{ N}$$

9. (d)  $\tau_{\max} = MB$  or  $\tau_{\max} = ni\pi r^2 B$ . Let number of turns in length  $l$  is  $n$  so  $l = n(2\pi r)$  or  $\alpha = \frac{l}{2\pi r}$

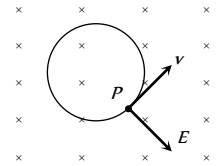
$$\Rightarrow \tau_{\max} = \frac{ni\pi r^2 B}{4\pi^2 n^2} = \frac{l^2 i B}{4\pi n_{\min}} \Rightarrow \tau_{\max} \propto \frac{1}{n_{\min}} \Rightarrow n_{\min} = 1$$

10. (c) When the particle moves along a circle in the magnetic field  $B$ , the magnetic force is radially inward. If an electric field of proper magnitude is switched on which is directed radially outwards, the particle may experience no force. It will then move along a straight line with uniform velocity. This will be the case when  $qE = qvB \Rightarrow E = vB$

$$\text{also } r = \frac{mv}{qB} \Rightarrow v = \frac{qBr}{m}$$

$$\text{So } E = \frac{qB^2 r}{m}$$

$$= \frac{(10 \times 10^{-6}) \times (0.1)^2 \times 10 \times 10^{-2}}{1 \times 10^{-3} \times 10^{-6}} = 10 \text{ V/m}$$

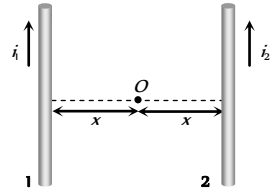


11. (d) Initially when wires carry currents in the same direction as shown.

Magnetic field at mid point  $O$  due to wires 1 and 2 are respectively

$$B_1 = \frac{\mu_0}{4\pi} \cdot \frac{2i_1}{x} \otimes$$

$$\text{and } B_2 = \frac{\mu_0}{4\pi} \cdot \frac{2i_2}{x} \odot$$



$$\text{Hence net magnetic field at } O \quad B_{\text{net}} = \frac{\mu_0}{4\pi} \times \frac{2}{x} \times (i_1 - i_2)$$

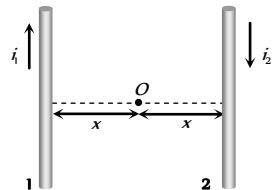
$$\Rightarrow 10 \times 10^{-6} = \frac{\mu_0}{4\pi} \cdot \frac{2}{x} (i_1 - i_2) \quad \dots (i)$$

If the direction of  $i_2$  is reversed then

$$B_1 = \frac{\mu_0}{4\pi} \cdot \frac{2i_1}{x} \otimes$$

$$\text{and } B_2 = \frac{\mu_0}{4\pi} \cdot \frac{2i_2}{x} \otimes$$

$$\text{So } B_{\text{net}} = \frac{\mu_0}{4\pi} \cdot \frac{2}{x} (i_1 + i_2)$$



$$\Rightarrow 40 \times 10^{-6} = \frac{\mu_0}{4\pi} \cdot \frac{2}{x} (i_1 + i_2) \quad \dots (ii)$$

$$\text{Dividing equation (ii) by (i)} \quad \frac{i_1 + i_2}{i_1 - i_2} = \frac{4}{1} \Rightarrow \frac{i_1}{i_2} = \frac{5}{3}$$

12. (c) Magnetic field at  $O$  due to bigger coil  $Y$ , is

$$B_Y = \frac{\mu_0}{4\pi} \cdot \frac{2\pi i(2r)^2}{\{d^2 + (2r)^2\}^{3/2}} = \frac{\mu_0}{4\pi} \cdot \frac{8\pi i r^2}{(d^2 + 4r^2)^{3/2}}$$

Magnetic field at  $O$  due to smaller coil  $X$  is

$$B_X = \frac{\mu_0}{4\pi} \cdot \frac{2\pi i r^2}{\left\{\left(\frac{d}{2}\right)^2 + r^2\right\}^{3/2}} = \frac{\mu_0}{4\pi} \cdot \frac{16\pi i r^2}{(d^2 + 4r^2)^{3/2}}$$

$$\Rightarrow \frac{B_y}{B_x} = \frac{1}{2}$$

13. (c) For floating the second wire

$$\left| \begin{array}{l} \text{Down ward weight} \\ \text{of second wire} \end{array} \right| = \left| \begin{array}{l} \text{Magnetic force} \\ \text{on it} \end{array} \right|$$

$$\Rightarrow mg = \frac{\mu_0}{4\pi} \cdot \frac{2i_1 i_2}{a} \times l$$

$$\Rightarrow \left( \frac{m}{l} \right) g = \frac{\mu_0}{4\pi} \cdot \frac{2i_1 i_2}{a}$$

$$\Rightarrow 10^{-2} \times 9.8 = 10^{-7} \times \frac{2 \times 200 \times i}{2 \times 10^{-2}} \Rightarrow i = 49 \text{ A}$$

(Direction of current is same to first wire)

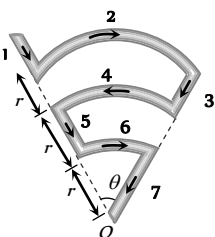
14. (a)  $B_1 = B_3 = B_5 = 0$

$$B_2 = \frac{\mu_0}{4\pi} \cdot \frac{\theta i}{3r} \otimes, B_4 = \frac{\mu_0}{4\pi} \cdot \frac{\theta i}{2r} \odot$$

$$\text{and } B_6 = \frac{\mu_0}{4\pi} \cdot \frac{\theta i}{r} \otimes$$

$\therefore$  Net magnetic field at O,

$$B_{\text{net}} = B_2 - B_4 + B_6 = \frac{\mu_0}{4\pi} \cdot \frac{\theta i}{r} \left( \frac{1}{3} - \frac{1}{2} + 1 \right) = \frac{5\mu_0 \theta i}{24\pi r}$$



15. (b) Initially  $F_1 = mg + IaB$  (down wards)

when the direction of current is reversed

$$F_2 = mg - IaB \text{ (down wards)} \Rightarrow \Delta F = 2IaB$$

16. (c) By using  $\vec{F}_m = q(\vec{v} \times \vec{B})$

$$\Rightarrow \vec{F}_m = 2 \times 10^{-6} \{ 3 \times 10^6 \hat{i} \times (-0.2) \hat{k} \} = -1.2(\hat{i} \times \hat{k}) = +1.2 \hat{j}$$

i.e., 1.2 N in positive y direction.

17. (d)  $i_{\text{net}} = 20 - 6 + 12 - 7 + 18 = 37 \text{ A}$  so  $B = \frac{\mu_0}{4\pi} \cdot \frac{2i}{a}$

$$= 10^{-7} \times \frac{2 \times 37}{10 \times 10^{-2}} = 74 \times 10^{-6} \text{ T} = 74 \mu\text{T}$$

18. (a) Direction of field can be find using Fleming left hand rule and

$$r \propto \frac{1}{B}$$

19. (c) In the position shown, AB is outside and CD is inside the plane of the paper. The Ampere force on AB acts into the paper. The torque on the loop will be clockwise, as seen from above. The loop must rotate through an angle  $(90^\circ + \theta)$  before the plane of the loop becomes normal to the direction of the direction of B and the torque becomes zero.

20. (b) Magnetic field inside the cylindrical conductor

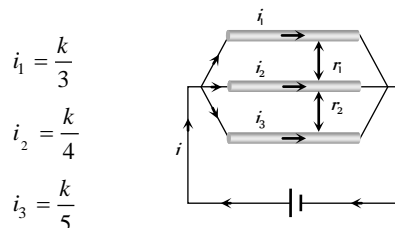
$$B_{\text{in}} = \frac{\mu_0}{4\pi} \cdot \frac{2ir}{R^2} \quad (R = \text{Radius of cylinder, } r = \text{distance of observation point from axis of cylinder})$$

Magnetic field out side the cylinder at a distance  $r'$  from it's

$$\text{axis } B_{\text{out}} = \frac{\mu_0}{4\pi} \cdot \frac{2i}{r'}$$

$$\Rightarrow \frac{B_{\text{in}}}{B_{\text{out}}} = \frac{r'}{R^2} \Rightarrow \frac{10}{B_{\text{out}}} = \frac{\left( R - \frac{R}{4} \right) (R + 4R)}{R^2} \Rightarrow B_{\text{out}} = \frac{8}{3} \text{ T}$$

21. (c) The wires are in parallel and ratio of their resistances are 3 : 4 : 5, Hence currents in wires are in the ratio  $\frac{1}{3} : \frac{1}{4} : \frac{1}{5}$



$$\text{Force between top and middle wire } F_1 = \frac{\mu_0}{4\pi} \cdot \frac{2i_1 i_2}{r_1}$$

$$= \frac{\mu_0}{4\pi} \times \frac{2 \left( \frac{1}{3} \right) \left( \frac{1}{4} \right) k^2}{r_1} \quad \text{Force between bottom and middle}$$

$$\text{wire } F_2 = \frac{\mu_0}{4\pi} \cdot \frac{\left( \frac{1}{4} \right) \left( \frac{1}{5} \right) k^2}{r_2} \quad \text{As the forces are equal and}$$

$$\text{opposite so } F_1 = F_2 \Rightarrow \frac{r_1}{r_2} = \frac{5}{3}$$

\*\*\*