


LESSON - 6

THE TRAIN RIDE



Sheela, Mona, Balu, Mintoo, Minti, Sonu, Bunty, Raju, Karim, Arif, Ranu, Bitto are at the Appu Ghar. They all want a train ride.



Mrs. Verma is buying tickets for them. They all stand in a line and get on to the train one by one.



The train goes round the Appu Ghar. Mr. Manna is the train driver. He is sitting in the driver's seat. You can see him at the window.

This is Mr. Ram Bahadur. He is the guard. He gives the green signal and the train starts Chook-Chook-Chook.



All the children are sitting on their seats. They can see a bullock-cart and a bus from the train. There is an aeroplane and a ship also in the Appu Ghar.



Now the ride is over. Mona, Sheela, Bala, Mintoo, and all the children are getting off the train.



1. Read and learn.

Get on to

Train

Bullock-cart

Engine

Get off

Ship

Aeroplane

Bus

2. Write answers to these questions.

1. Where did all the children go?

Ans. :

2. Who bought the tickets?

Ans. :

3. Where was the driver sitting?

Ans. :

4. What did the guard do?

Ans. :



3. Look at the pictures. Read about them and write their names in the blanks.

1. Mrs. Verma teaches in a school.

She is a.....



2. Mr. Bahadur signals the train.

He is a.....



3. Mr. Azad brings letters to us.

He wears a khaki uniform.

He is a.....



4. Mr. Sahu treats sick people.

He is a.....



5. Mr. Bhola makes pots for us.

He is a.....



4. Complete the sentences using the given words.

1. (engine, four, train, green)

This is a

It has an

with..... bogies.



Mr. Bahadur is showing the.....signal. He is the guard.

2. (market, fruits, truck, vegetables)

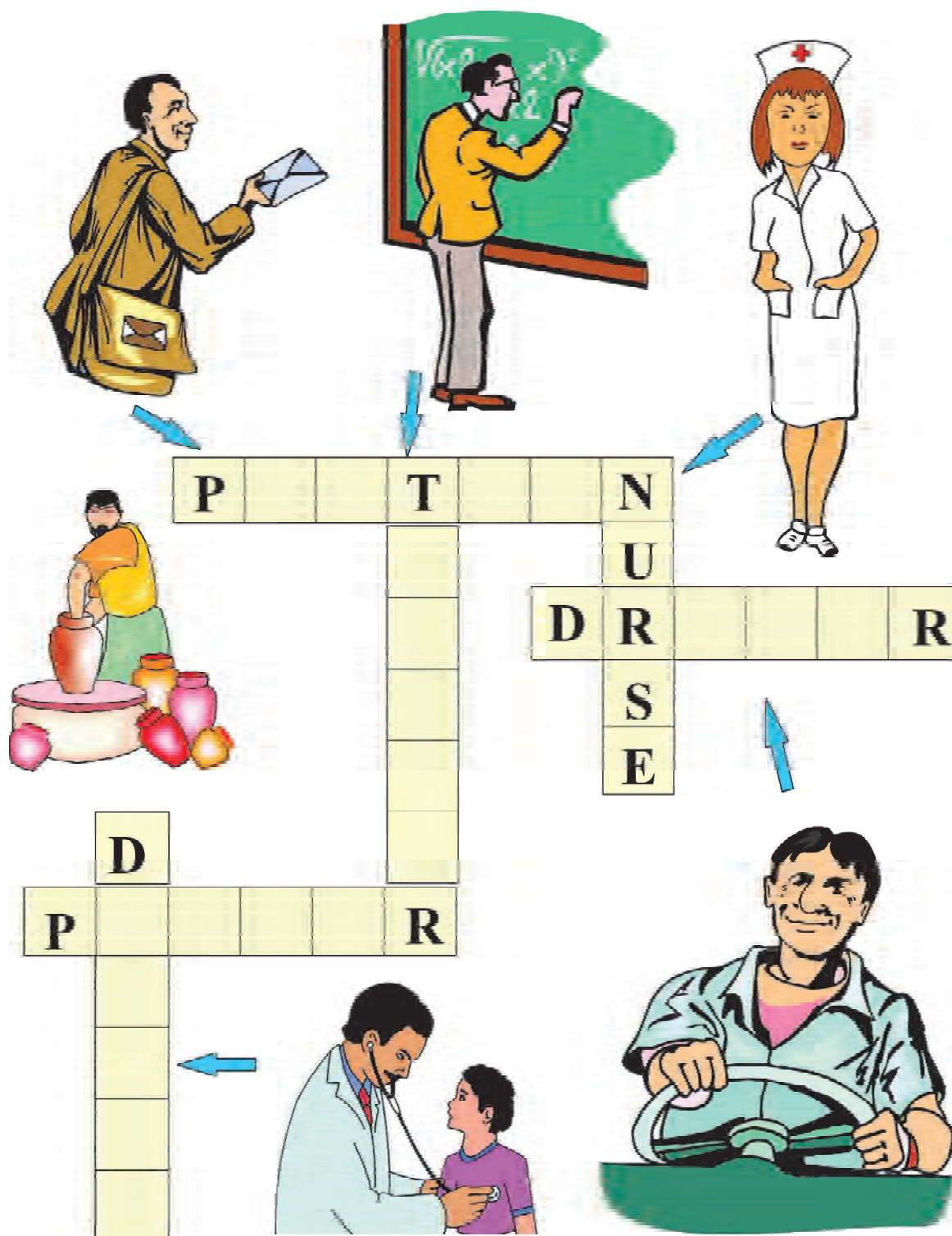
This is a

It is taking.....

and..... to the



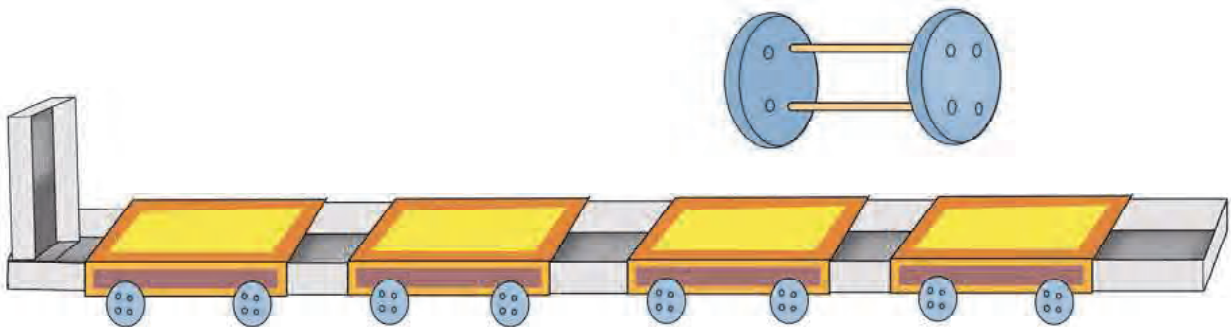
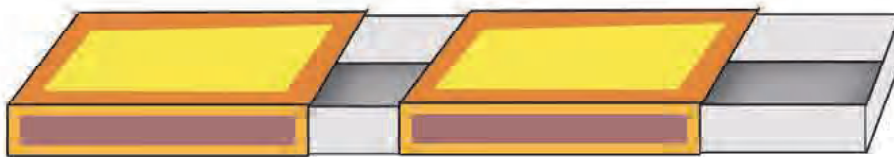
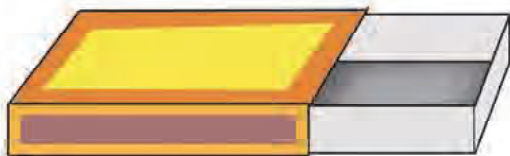
5. Look at the pictures and fill in the correct names to complete the puzzle.



6. Project work: My Train

Follow the steps and make a match box train.

- Take some match boxes.
- Pull out the drawers a little from the boxes.
- Insert the drawer of one box into the other.
- Use buttons as wheels.
- (The match box train is ready) Colour it.



7. Work in groups.



Tell others in the group how you made the match box train and how you will make it more beautiful.