


## UNIT - 3

### I Like It This Way

#### I. *Look at the picture.*



Picture - 1



Picture - 2

1. What things do you see in the above pictures?
2. What is the difference between the two pictures?
3. Which one do you like? Why?



## II A. *Look at the picture and answer the questions.*

1. What is this picture about?
2. What are the people doing?



## B. *Listen to your teacher and answer the questions.*

(Note : Listening text is in Appendix-1)

1. What did Sita ask her friends?
2. What did Sita do after going home?
3. Why did her friends go away after playing for some time?
4. What do you do in the evening, after school?





## A Reading

### I Like It This Way

It was growing dark. Sita's mother came home from farm. There were books everywhere. There were toys everywhere. There were clothes everywhere. What a mess!



Free distribution by T.S. Government 2021-22





**Mother:** Sita! Let's clean up the room dear.

**Sita:** Yes Amma.

Sita folded her clothes and looked at mother.

**Mother:** Keep them in the shelf.

**Sita:** As you say Amma.

Then Sita picked up her books and put them on the table.

**Mother:** Keep your books in your school bag.

**Sita:** Amma, I need a new notebook for English.





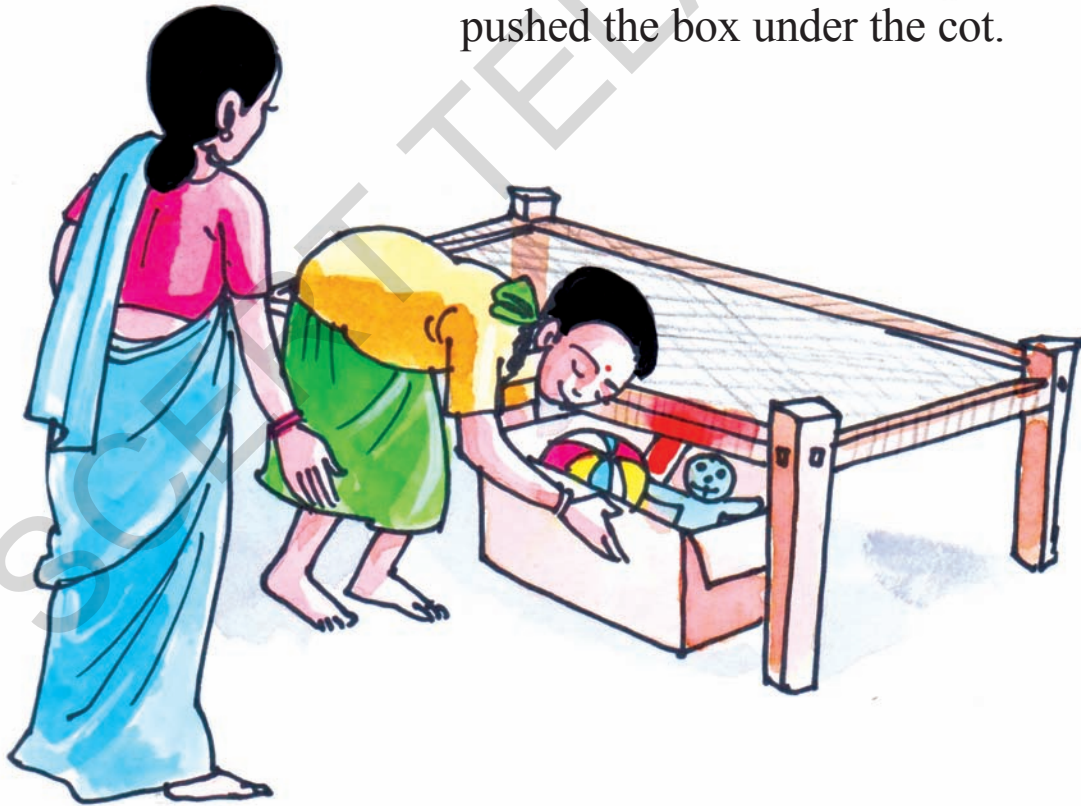


Mother called Sita's brother Raja and sent him to buy the notebook. Sita put her books in the school bag carefully.

**Mother:** Now pick up your toys.

**Sita:** Where shall I keep these toys Amma?

Mother helped Sita to make a toy box with a waste cardboard box. Sita put her toys in the box. Then, she pushed the box under the cot.



**Mother:** Very good dear! This is what you must do before going to bed everyday.

**Sita:** Yes Amma. I like it this way.

After having her food, Sita laid down on the cot to sleep.

**Mother:** Good Night dear!

**Sita:** Good Night Amma!



## Comprehension

### A. Answer the following questions.

1. Write **Yes** or **No**.
  - a. The room was clean in the beginning. ( )
  - b. Sita put her toys in the cupboard. ( )
  - c. Sita put her books in the school bag. ( )
  - d. Mother sent Raja to buy toys. ( )
  - e. Sita and her mother made a toy box together. ( )
2. What things did Sita do to keep her room clean?
3. What things do you do at home to keep your room clean?

### B. Write the things you have at home. Where do you keep them?

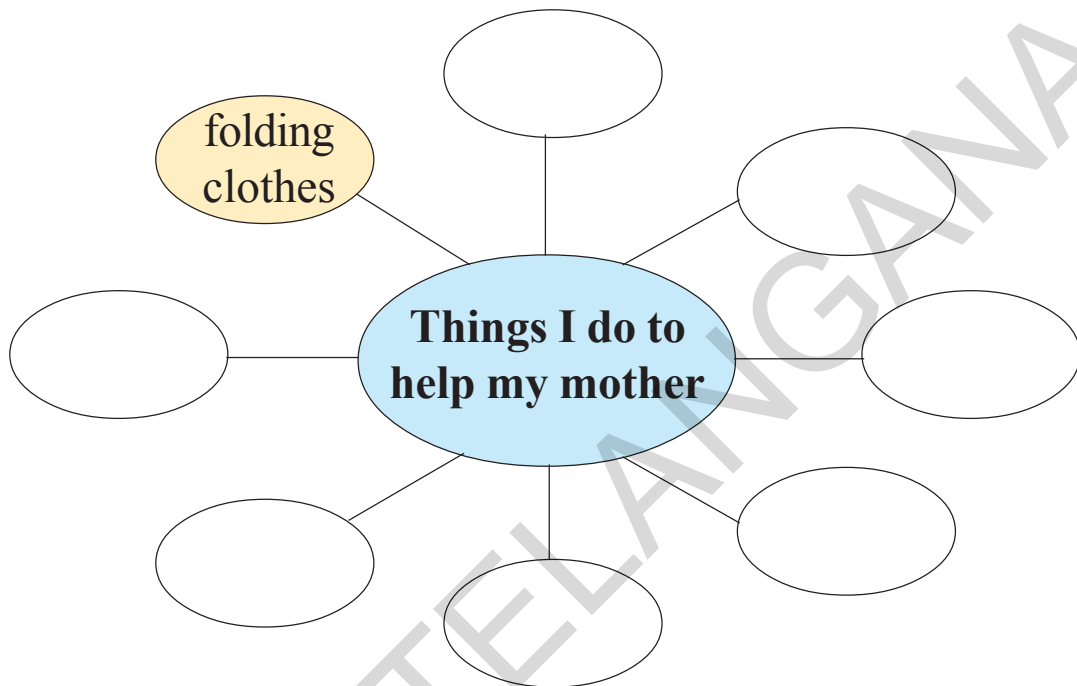
S.No.	Things at Home	Where do you keep them?
1	Clothes	Shelf
2		
3		
4		
5		





## Vocabulary

A. Sita did so many things to help her mother. What things do you do to help your mother?



B. Sita is thinking. Read her thoughts. Replace the underlined words with the similar meaning from the story.





## Grammar

**Read the following sentences taken from the story.**

- Sita picked up her books and put them **on** the table.
- Sita put her books **in** the school bag carefully.
- Sita pushed the box **under** the cot.

Here the words **on**, **in** and **under** are used to tell where things are kept.

**A. Look at the pictures given below and answer the following in full sentences.**

1. Where is the cat?

\_\_\_\_\_



2. Where is the dog?

\_\_\_\_\_



3. Where are the shoes?

\_\_\_\_\_



**B. Make your own sentences using:**

on : \_\_\_\_\_

in : \_\_\_\_\_

under : \_\_\_\_\_





## Writing

**A. Look at the picture given below. Write a few sentences about the picture.**



---

---

---

---

---

---

---

---

**B. Prepare a timetable for the things you do in the evening.**

S.No.	Time	What I do?
1	4.30 p.m.	I change my clothes
2		
3		
4		
5		

Free distribution by T.S. Government 2021-22



## Oral Skills

During mid-day meals, how do you like to keep your school clean? Sit in pairs, discuss and present the conversation in your class.

## Conventions of Writing

Read the following passage. Make necessary corrections using proper punctuation {capital letter, full stop(.), question mark (?) and spelling}. Rewrite the sentences.

1. amma, i need a knew notebook for english?

---

2. where shall i keep these toys amma.

---

## Fun with Words

Make words using the endings given.

letter	an	at	in	it	un
b	ban				
f					
r					
p					
s					





## B Reading

### Brother Has No Teeth

#### A. Listen and recite the poem.

Sita's brother loves sweets,  
More than carrots and beets.

Sweets for breakfast,  
Munch Munch Munch.

Sweets for lunch,  
Munch Munch Munch.

Sweets for supper too,  
Not one, but two by two.

Sita's brother is very tall.  
But has no teeth at all.

Ha ha ha ha! Ha ha ha ha!  
Laughs everyone at Raja!



## B. Answer the following.

1. How did Sita's brother lose his teeth?
2. Name some food items that are good for our health.
3. What must we do to keep our teeth healthy and clean?
4. Name some healthy food items you like to eat.

## Project Work

**Discuss with your parents/friends and list out five good habits we need to follow.**

1. What things we should do in the morning?
2. What things we should do to help our mother/father?
3. What things we should do at school?
4. What things we should do before eating meals?
5. What things should we do to help our friends / classmates?



S.No.	at school	at home
1		
2		
3		
4		
5		

**Prepare a chart and present it in your classroom.**

