

RECTILINEAR MOTION

Average Velocity (in an interval) :

$$v_{av} = \bar{v} = \langle v \rangle = \frac{\text{Total displacement}}{\text{Total time taken}} = \frac{\vec{r}_f - \vec{r}_i}{\Delta t}$$

Average Speed (in an interval)

$$\text{Average Speed} = \frac{\text{Total distance travelled}}{\text{Total time taken}}$$

Instantaneous Velocity (at an instant) :

$$\vec{v}_{inst} = \lim_{\Delta t \rightarrow 0} \left(\frac{\Delta \vec{r}}{\Delta t} \right)$$

Average acceleration (in an interval):

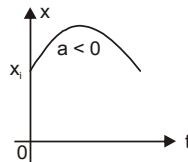
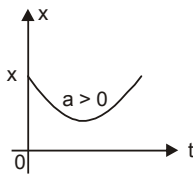
$$\vec{a}_{av} = \frac{\Delta \vec{v}}{\Delta t} = \frac{\vec{v}_f - \vec{v}_i}{\Delta t}$$

Instantaneous Acceleration (at an instant):

$$\vec{a} = \frac{d\vec{v}}{dt} = \lim_{\Delta t \rightarrow 0} \left(\frac{\Delta \vec{v}}{\Delta t} \right)$$

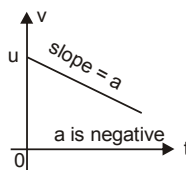
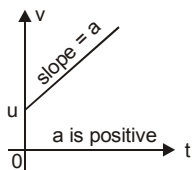
Graphs in Uniformly Accelerated Motion along a straight line ($a \neq 0$)

- x is a quadratic polynomial in terms of t . Hence $x - t$ graph is a parabola.



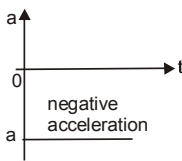
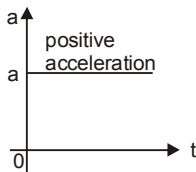
x-t graph

- v is a linear polynomial in terms of t . Hence $v - t$ graph is a straight line of slope a .



v-t graph

- a-t graph is a horizontal line because a is constant.



a-t graph

Maxima & Minima

$$\frac{dy}{dx} = 0 \text{ \& \; } \frac{d}{dx} \left(\frac{dy}{dx} \right) < 0 \text{ at maximum}$$

$$\text{and } \frac{dy}{dx} = 0 \text{ \& \; } \frac{d}{dx} \left(\frac{dy}{dx} \right) > 0 \text{ at minima.}$$

Equations of Motion (for constant acceleration)

(a) $v = u + at$

(b) $s = ut + \frac{1}{2} at^2$ $s = vt - \frac{1}{2} at^2$ $x_f = x_i + ut + \frac{1}{2} at^2$

(c) $v^2 = u^2 + 2as$

(d) $s = \frac{(u+v)}{2} t$ (e) $s_n = u + \frac{a}{2} (2n-1)$

For freely falling bodies : ($u = 0$)
(taking upward direction as positive)

(a) $v = -gt$

(b) $s = -\frac{1}{2} gt^2$ $s = vt + \frac{1}{2} gt^2$ $h_f = h_i - \frac{1}{2} gt^2$

(c) $v^2 = -2gs$

(d) $s_n = -\frac{g}{2} (2n-1)$