

Chapter 11

WORK AND ENERGY

In the previous few chapters we have talked about ways of describing the motion of objects, the cause of motion and gravitation. Another concept that helps us understand and interpret many natural phenomena is 'work'. Closely related to work are energy and power. In this chapter we shall study these concepts.

All living beings need food. Living beings have to perform several basic activities to survive. We call such activities 'life processes'. The energy for these processes comes from food. We need energy for other activities like playing, singing, reading, writing, thinking, jumping, cycling and running. Activities that are strenuous require more energy.

Animals too get engaged in activities. For example, they may jump and run. They have to fight, move away from enemies, find food or find a safe place to live. Also, we engage some animals to lift weights, carry loads, pull carts or plough fields. All such activities require energy.

Think of machines. List the machines that you have come across. What do they need for their working? Why do some engines require fuel like petrol and diesel? Why do living beings and machines need energy?

11.1 Work

What is work? There is a difference in the way we use the term 'work' in day-to-day life and the way we use it in science. To make this point clear let us consider a few examples.

11.1.1 NOT MUCH 'WORK' IN SPITE OF WORKING HARD!

Kamali is preparing for examinations. She spends lot of time in studies. She reads books,

draws diagrams, organises her thoughts, collects question papers, attends classes, discusses problems with her friends, and performs experiments. She expends a lot of energy on these activities. In common parlance, she is 'working hard'. All this 'hard work' may involve very little 'work' if we go by the scientific definition of work.

You are working hard to push a huge rock. Let us say the rock does not move despite all the effort. You get completely exhausted. However, you have not done any work on the rock as there is no displacement of the rock.

You stand still for a few minutes with a heavy load on your head. You get tired. You have exerted yourself and have spent quite a bit of your energy. Are you doing work on the load? The way we understand the term 'work' in science, work is not done.

You climb up the steps of a staircase and reach the second floor of a building just to see the landscape from there. You may even climb up a tall tree. If we apply the scientific definition, these activities involve a lot of work.

In day-to-day life, we consider any useful physical or mental labour as work. Activities like playing in a field, talking with friends, humming a tune, watching a movie, attending a function are sometimes not considered to be work. What constitutes 'work' depends on the way we define it. We use and define the term work differently in science. To understand this let us do the following activities:

Activity _____ 11.1

- We have discussed in the above paragraphs a number of activities which we normally consider to be work

in day-to-day life. For each of these activities, ask the following questions and answer them:

- (i) What is the work being done on?
- (ii) What is happening to the object?
- (iii) Who (what) is doing the work?

11.1.2 SCIENTIFIC CONCEPTION OF WORK

To understand the way we view work and define work from the point of view of science, let us consider some situations:

Push a pebble lying on a surface. The pebble moves through a distance. You exerted a force on the pebble and the pebble got displaced. In this situation work is done.

A girl pulls a trolley and the trolley moves through a distance. The girl has exerted a force on the trolley and it is displaced. Therefore, work is done.

Lift a book through a height. To do this you must apply a force. The book rises up. There is a force applied on the book and the book has moved. Hence, work is done.

A closer look at the above situations reveals that two conditions need to be satisfied for work to be done: (i) a force should act on an object, and (ii) the object must be displaced.

If any one of the above conditions does not exist, work is not done. This is the way we view work in science.

A bullock is pulling a cart. The cart moves. There is a force on the cart and the cart has moved. Do you think that work is done in this situation?

Activity _____ 11.2

- Think of some situations from your daily life involving work.
- List them.
- Discuss with your friends whether work is being done in each situation.
- Try to reason out your response.
- If work is done, which is the force acting on the object?
- What is the object on which the work is done?
- What happens to the object on which work is done?

Activity _____ 11.3

- Think of situations when the object is not displaced in spite of a force acting on it.
- Also think of situations when an object gets displaced in the absence of a force acting on it.
- List all the situations that you can think of for each.
- Discuss with your friends whether work is done in these situations.

11.1.3 WORK DONE BY A CONSTANT FORCE

How is work defined in science? To understand this, we shall first consider the case when the force is acting in the direction of displacement.

Let a constant force, F act on an object. Let the object be displaced through a distance, s in the direction of the force (Fig. 11.1). Let W be the work done. We define work to be equal to the product of the force and displacement.

$$\text{Work done} = \text{force} \times \text{displacement}$$

$$W = F s \quad (11.1)$$

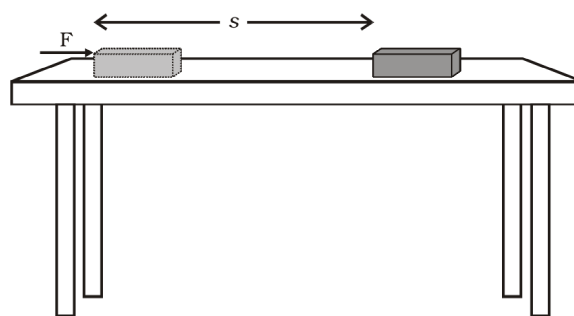


Fig. 11.1

Thus, work done by a force acting on an object is equal to the magnitude of the force multiplied by the distance moved in the direction of the force. Work has only magnitude and no direction.

In Eq. (11.1), if $F = 1 \text{ N}$ and $s = 1 \text{ m}$ then the work done by the force will be 1 N m . Here the unit of work is newton metre (N m) or joule (J). Thus 1 J is the amount of work

done on an object when a force of 1 N displaces it by 1 m along the line of action of the force.

Look at Eq. (11.1) carefully. What is the work done when the force on the object is zero? What would be the work done when the displacement of the object is zero? Refer to the conditions that are to be satisfied to say that work is done.

Example 11.1 A force of 5 N is acting on an object. The object is displaced through 2 m in the direction of the force (Fig. 11.2). If the force acts on the object all through the displacement, then work done is $5 \text{ N} \times 2 \text{ m} = 10 \text{ N m}$ or 10 J.

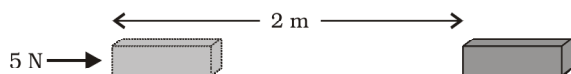


Fig. 11.2



Question

1. A force of 7 N acts on an object. The displacement is, say 8 m, in the direction of the force (Fig. 11.3). Let us take it that the force acts on the object through the displacement. What is the work done in this case?

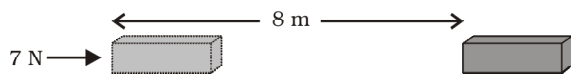


Fig. 11.3

Consider another situation in which the force and the displacement are in the same direction: a baby pulling a toy car parallel to the ground, as shown in Fig. 11.4. The baby has exerted a force in the direction of displacement of the car. In this situation, the work done will be equal to the product of the force and displacement. In such situations, the work done by the force is taken as positive.




Fig. 11.4

Consider a situation in which an object is moving with a uniform velocity along a particular direction. Now a retarding force, F , is applied in the opposite direction. That is, the angle between the two directions is 180° . Let the object stop after a displacement s . In such a situation, the work done by the force, F is taken as negative and denoted by the minus sign. The work done by the force is $F \times (-s)$ or $(-F \times s)$.

It is clear from the above discussion that the work done by a force can be either positive or negative. To understand this, let us do the following activity:

Activity _____ 11.4

- Lift an object up. Work is done by the force exerted by you on the object. The object moves upwards. The force you exerted is in the direction of displacement. However, there is the force of gravity acting on the object.
- Which one of these forces is doing positive work?
- Which one is doing negative work?
- Give reasons.

Work done is negative when the force acts opposite to the direction of displacement. Work done is positive when the force is in the direction of displacement.

Example 11.2 A porter lifts a luggage of 15 kg from the ground and puts it on his head 1.5 m above the ground. Calculate the work done by him on the luggage.

Solution:

Mass of luggage, $m = 15 \text{ kg}$ and displacement, $s = 1.5 \text{ m}$.

$$\begin{aligned}
 \text{Work done, } W &= F \times s = mg \times s \\
 &= 15 \text{ kg} \times 10 \text{ m s}^{-2} \times 1.5 \text{ m} \\
 &= 225 \text{ kg m s}^{-2} \text{ m} \\
 &= 225 \text{ N m} = 225 \text{ J}
 \end{aligned}$$

Work done is 225 J.



Questions

1. When do we say that work is done?
2. Write an expression for the work done when a force is acting on an object in the direction of its displacement.
3. Define 1 J of work.
4. A pair of bullocks exerts a force of 140 N on a plough. The field being ploughed is 15 m long. How much work is done in ploughing the length of the field?

11.2 Energy

Life is impossible without energy. The demand for energy is ever increasing. Where do we get energy from? The Sun is the biggest natural source of energy to us. Many of our energy sources are derived from the Sun. We can also get energy from the nuclei of atoms, the interior of the earth, and the tides. Can you think of other sources of energy?

Activity _____ 11.5

- A few sources of energy are listed above. There are many other sources of energy. List them.
- Discuss in small groups how certain sources of energy are due to the Sun.
- Are there sources of energy which are not due to the Sun?

The word energy is very often used in our daily life, but in science we give it a definite and precise meaning. Let us consider the following examples: when a fast moving cricket ball hits a stationary wicket, the wicket is thrown away. Similarly, an object when raised to a certain height gets the capability to do work. You must have seen that when a

raised hammer falls on a nail placed on a piece of wood, it drives the nail into the wood. We have also observed children winding a toy (such as a toy car) and when the toy is placed on the floor, it starts moving. When a balloon is filled with air and we press it we notice a change in its shape. As long as we press it gently, it can come back to its original shape when the force is withdrawn. However, if we press the balloon hard, it can even explode producing a blasting sound. In all these examples, the objects acquire, through different means, the capability of doing work. An object having a capability to do work is said to possess energy. The object which does the work loses energy and the object on which the work is done gains energy.

How does an object with energy do work? An object that possesses energy can exert a force on another object. When this happens, energy is transferred from the former to the latter. The second object may move as it receives energy and therefore do some work. Thus, the first object had a capacity to do work. This implies that any object that possesses energy can do work.


The energy possessed by an object is thus measured in terms of its capacity of doing work. The unit of energy is, therefore, the same as that of work, that is, joule (J). 1 J is the energy required to do 1 joule of work. Sometimes a larger unit of energy called kilo joule (kJ) is used. 1 kJ equals 1000 J.

11.2.1 FORMS OF ENERGY

Luckily the world we live in provides energy in many different forms. The various forms include mechanical energy (potential energy + kinetic energy), heat energy, chemical energy, electrical energy and light energy.

Think it over !

How do you know that some entity is a form of energy? Discuss with your friends and teachers.



James Prescott Joule
(1818 – 1889)

James Prescott Joule was an outstanding British physicist. He is best known for his research in electricity and thermodynamics. Amongst other things, he formulated a law for the heating effect of electric current. He also verified experimentally the law of conservation of energy and discovered the value of the mechanical equivalent of heat. The unit of energy and work called joule, is named after him.

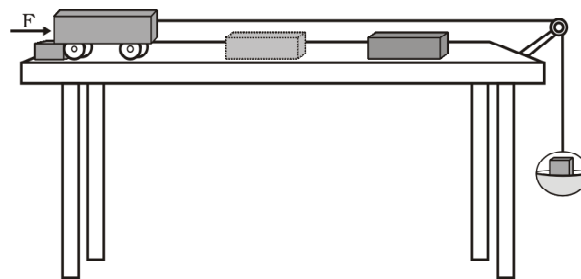


Fig. 11.5

- The trolley moves forward and hits the wooden block.
- Fix a stop on the table in such a manner that the trolley stops after hitting the block. The block gets displaced.
- Note down the displacement of the block. This means work is done on the block by the trolley as the block has gained energy.
- From where does this energy come?
- Repeat this activity by increasing the mass on the pan. In which case is the displacement more?
- In which case is the work done more?
- In this activity, the moving trolley does work and hence it possesses energy.

11.2.2 KINETIC ENERGY

Activity _____ 11.6

- Take a heavy ball. Drop it on a thick bed of sand. A wet bed of sand would be better. Drop the ball on the sand bed from height of about 25 cm. The ball creates a depression.
- Repeat this activity from heights of 50 cm, 1m and 1.5 m.
- Ensure that all the depressions are distinctly visible.
- Mark the depressions to indicate the height from which the ball was dropped.
- Compare their depths.
- Which one of them is deepest?
- Which one is shallowest? Why?
- What has caused the ball to make a deeper dent?
- Discuss and analyse.

Activity _____ 11.7

- Set up the apparatus as shown in Fig. 11.5.
- Place a wooden block of known mass in front of the trolley at a convenient fixed distance.
- Place a known mass on the pan so that the trolley starts moving.

A moving object can do work. An object moving faster can do more work than an identical object moving relatively slow. A moving bullet, blowing wind, a rotating wheel, a speeding stone can do work. How does a bullet pierce the target? How does the wind move the blades of a windmill? Objects in motion possess energy. We call this energy kinetic energy.

A falling coconut, a speeding car, a rolling stone, a flying aircraft, flowing water, blowing wind, a running athlete etc. possess kinetic energy. In short, kinetic energy is the energy possessed by an object due to its motion. The kinetic energy of an object increases with its speed.

How much energy is possessed by a moving body by virtue of its motion? By definition, we say that the kinetic energy of a body moving with a certain velocity is equal to the work done on it to make it acquire that velocity.

Let us now express the kinetic energy of an object in the form of an equation. Consider an object of mass, m moving with a uniform velocity, u . Let it now be displaced through a distance s when a constant force, F acts on it in the direction of its displacement. From Eq. (11.1), the work done, W is $F s$. The work done on the object will cause a change in its velocity. Let its velocity change from u to v . Let a be the acceleration produced.

In section 8.5, we studied three equations of motion. The relation connecting the initial velocity (u) and final velocity (v) of an object moving with a uniform acceleration a , and the displacement, s is

$$v^2 - u^2 = 2as \quad (8.7)$$

This gives

$$s = \frac{v^2 - u^2}{2a} \quad (11.2)$$

From section 9.4, we know $F = ma$. Thus, using (Eq. 11.2) in Eq. (11.1), we can write the work done by the force, F as

$$W = ma \times \left(\frac{v^2 - u^2}{2a} \right)$$

or

$$W = \frac{1}{2}m(v^2 - u^2) \quad (11.3)$$

If the object is starting from its stationary position, that is, $u = 0$, then

$$W = \frac{1}{2}mv^2 \quad (11.4)$$

It is clear that the work done is equal to the change in the kinetic energy of an object.

If $u = 0$, the work done will be $\frac{1}{2}mv^2$.

Thus, the kinetic energy possessed by an object of mass, m and moving with a uniform velocity, v is

$$E_k = \frac{1}{2}mv^2 \quad (11.5)$$

Example 11.3 An object of mass 15 kg is moving with a uniform velocity of 4 m s⁻¹. What is the kinetic energy possessed by the object?

Solution:

Mass of the object, $m = 15$ kg, velocity of the object, $v = 4$ m s⁻¹.

From Eq. (11.5),

$$\begin{aligned} E_k &= \frac{1}{2}mv^2 \\ &= \frac{1}{2} \times 15 \text{ kg} \times 4 \text{ m s}^{-1} \times 4 \text{ m s}^{-1} \\ &= 120 \text{ J} \end{aligned}$$

The kinetic energy of the object is 120 J.

Example 11.4 What is the work to be done to increase the velocity of a car from 30 km h⁻¹ to 60 km h⁻¹ if the mass of the car is 1500 kg?

Solution:

Mass of the car, $m = 1500$ kg, initial velocity of car, $u = 30$ km h⁻¹

$$\begin{aligned} &= \frac{30 \times 1000 \text{ m}}{60 \times 60 \text{ s}} \\ &= 25/3 \text{ m s}^{-1}. \end{aligned}$$

Similarly, the final velocity of the car,

$$\begin{aligned} v &= 60 \text{ km h}^{-1} \\ &= 50/3 \text{ m s}^{-1}. \end{aligned}$$

Therefore, the initial kinetic energy of the car,

$$\begin{aligned} E_{ki} &= \frac{1}{2}mu^2 \\ &= \frac{1}{2} \times 1500 \text{ kg} \times (25/3 \text{ m s}^{-1})^2 \\ &= 156250/3 \text{ J}. \end{aligned}$$

The final kinetic energy of the car,

$$\begin{aligned} E_{kf} &= \frac{1}{2} \times 1500 \text{ kg} \times (50/3 \text{ m s}^{-1})^2 \\ &= 625000/3 \text{ J}. \end{aligned}$$

Thus, the work done = Change in kinetic energy

$$\begin{aligned} &= E_{kf} - E_{ki} \\ &= 156250 \text{ J}. \end{aligned}$$

Questions

1. What is the kinetic energy of an object?
2. Write an expression for the kinetic energy of an object.
3. The kinetic energy of an object of mass, m moving with a velocity of 5 m s^{-1} is 25 J. What will be its kinetic energy when its velocity is doubled? What will be its kinetic energy when its velocity is increased three times?

11.2.3 POTENTIAL ENERGY

Activity _____ 11.8

- Take a rubber band.
- Hold it at one end and pull from the other. The band stretches.
- Release the band at one of the ends.
- What happens?
- The band will tend to regain its original length. Obviously the band had acquired energy in its stretched position.
- How did it acquire energy when stretched?

Activity _____ 11.9

- Take a slinky as shown below.
- Ask a friend to hold one of its ends. You hold the other end and move away from your friend. Now you release the slinky.



- What happened?
- How did the slinky acquire energy when stretched?
- Would the slinky acquire energy when it is compressed?

Activity _____ 11.10

- Take a toy car. Wind it using its key.
- Place the car on the ground.
- Did it move?
- From where did it acquire energy?
- Does the energy acquired depend on the number of windings?
- How can you test this?

Activity _____ 11.11

- Lift an object through a certain height. The object can now do work. It begins to fall when released.
- This implies that it has acquired some energy. If raised to a greater height it can do more work and hence possesses more energy.
- From where did it get the energy? Think and discuss.

In the above situations, the energy gets stored due to the work done on the object. The energy transferred to an object is stored as potential energy if it is not used to cause a change in the velocity or speed of the object.

You transfer energy when you stretch a rubber band. The energy transferred to the band is its potential energy. You do work while winding the key of a toy car. The energy transferred to the spring inside is stored as potential energy. The potential energy possessed by the object is the energy present in it by virtue of its position or configuration.

Activity _____ 11.12

- Take a bamboo stick and make a bow as shown in Fig. 11.6.
- Place an arrow made of a light stick on it with one end supported by the stretched string.
- Now stretch the string and release the arrow.
- Notice the arrow flying off the bow. Notice the change in the shape of the bow.
- The potential energy stored in the bow due to the change of shape is thus used in the form of kinetic energy in throwing off the arrow.

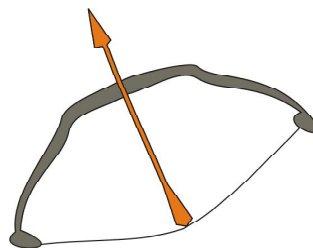


Fig.11.6: An arrow and the stretched string on the bow.

11.2.4 POTENTIAL ENERGY OF AN OBJECT AT A HEIGHT

An object increases its energy when raised through a height. This is because work is done on it against gravity while it is being raised. The energy present in such an object is the gravitational potential energy.

The gravitational potential energy of an object at a point above the ground is defined as the work done in raising it from the ground to that point against gravity.

It is easy to arrive at an expression for the gravitational potential energy of an object at a height.

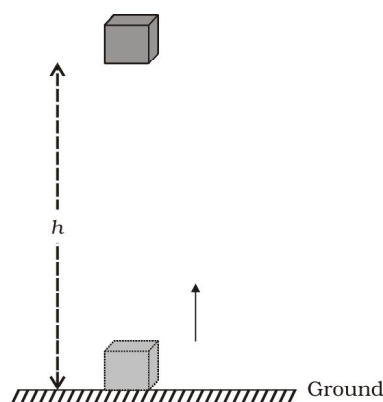


Fig. 11.7

Consider an object of mass, m . Let it be raised through a height, h from the ground. A force is required to do this. The minimum force required to raise the object is equal to the weight of the object, mg . The object gains energy equal to the work done on it. Let the work done on the object against gravity be W . That is,

$$\begin{aligned}\text{work done, } W &= \text{force} \times \text{displacement} \\ &= mg \times h \\ &= mgh\end{aligned}$$

Since work done on the object is equal to mgh , an energy equal to mgh units is gained by the object. This is the potential energy (E_p) of the object.

$$E_p = mgh \quad (11.7)$$

More to know

The potential energy of an object at a height depends on the ground level or the zero level you choose. An object in a given position can have a certain potential energy with respect to one level and a different value of potential energy with respect to another level.

It is useful to note that the work done by gravity depends on the difference in vertical heights of the initial and final positions of the object and not on the path along which the object is moved. Fig. 11.8 shows a case where a block is raised from position A to B by taking two different paths. Let the height $AB = h$. In both the situations the work done on the object is mgh .

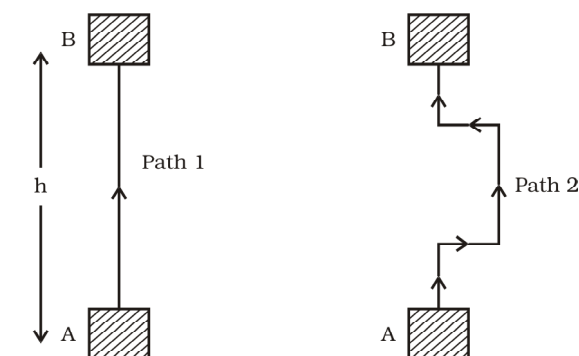


Fig. 11.8

Example 11.5 Find the energy possessed by an object of mass 10 kg when it is at a height of 6 m above the ground. Given, $g = 9.8 \text{ m s}^{-2}$.

Solution:

Mass of the object, $m = 10 \text{ kg}$, displacement (height), $h = 6 \text{ m}$, and acceleration due to gravity, $g = 9.8 \text{ m s}^{-2}$. From Eq. (11.6),

$$\begin{aligned}\text{Potential energy} &= mgh \\ &= 10 \text{ kg} \times 9.8 \text{ m s}^{-2} \times 6 \text{ m} \\ &= 588 \text{ J}.\end{aligned}$$

The potential energy is 588 J.

Example 11.6 An object of mass 12 kg is at a certain height above the ground. If the potential energy of the object is 480 J, find the height at which the object is with respect to the ground. Given, $g = 10 \text{ m s}^{-2}$.

Solution:

Mass of the object, $m = 12 \text{ kg}$,
potential energy, $E_p = 480 \text{ J}$.

$$E_p = mgh$$

$$480 \text{ J} = 12 \text{ kg} \times 10 \text{ m s}^{-2} \times h$$

$$h = \frac{480 \text{ J}}{120 \text{ kg m s}^{-2}} = 4 \text{ m}.$$

The object is at the height of 4 m.

11.2.5 ARE VARIOUS ENERGY FORMS INTERCONVERTIBLE?

Can we convert energy from one form to another? We find in nature a number of instances of conversion of energy from one form to another.

Activity _____ 11.13

- Sit in small groups.
- Discuss the various ways of energy conversion in nature.
- Discuss following questions in your group:
 - (a) How do green plants produce food?
 - (b) Where do they get their energy from?
 - (c) Why does the air move from place to place?
 - (d) How are fuels, such as coal and petroleum formed?
 - (e) What kinds of energy conversions sustain the water cycle?

Activity _____ 11.14

- Many of the human activities and the gadgets we use involve conversion of energy from one form to another.
- Make a list of such activities and gadgets.
- Identify in each activity/gadget the kind of energy conversion that takes place.

11.2.6 LAW OF CONSERVATION OF ENERGY

In activities 11.13 and 11.14, we learnt that the form of energy can be changed from one form to another. What happens to the total energy of a system during or after the process? Whenever energy gets transformed, the total energy remains unchanged. This is the law of conservation of energy. According to this law, energy can only be converted from one form to another; it can neither be created or destroyed. The total energy before and after the transformation remains the same. The law of conservation of energy is valid in all situations and for all kinds of transformations.

Consider a simple example. Let an object of mass, m be made to fall freely from a height, h . At the start, the potential energy is mgh and kinetic energy is zero. Why is the kinetic energy zero? It is zero because its velocity is zero. The total energy of the object is thus mgh . As it falls, its potential energy will change into kinetic energy. If v is the velocity of the object at a given instant, the kinetic energy would be $\frac{1}{2}mv^2$. As the fall of the object continues, the potential energy would decrease while the kinetic energy would increase. When the object is about to reach the ground, $h = 0$ and v will be the highest. Therefore, the kinetic energy would be the largest and potential energy the least. However, the sum of the potential energy and kinetic energy of the object would be the same at all points. That is,

potential energy + kinetic energy = constant
or

$$mgh + \frac{1}{2}mv^2 = \text{constant.} \quad (11.7)$$

The sum of kinetic energy and potential energy of an object is its total mechanical energy.

We find that during the free fall of the object, the decrease in potential energy, at any point in its path, appears as an equal amount of increase in kinetic energy. (Here the effect of air resistance on the motion of the object has been ignored.) There is thus a continual transformation of gravitational potential energy into kinetic energy.

Activity _____ 11.15

- An object of mass 20 kg is dropped from a height of 4 m. Fill in the blanks in the following table by computing the potential energy and kinetic energy in each case.

Height at which object is located	Potential energy ($E_p = mgh$)	Kinetic energy ($E_k = mv^2/2$)	$E_p + E_k$
m	J	J	J
4			
3			
2			
1			
Just above the ground			

- For simplifying the calculations, take the value of g as 10 m s^{-2} .

Think it over !

What would have happened if nature had not allowed the transformation of energy? There is a view that life could not have been possible without transformation of energy. Do you agree with this?

11.3 Rate of Doing Work

Do all of us work at the same rate? Do machines consume or transfer energy at the same rate? Agents that transfer energy do work at different rates. Let us understand this from the following activity:

Activity _____ 11.16

- Consider two children, say A and B. Let us say they weigh the same. Both start climbing up a rope separately. Both reach a height of 8 m. Let us say A takes 15 s while B takes 20 s to accomplish the task.
- What is the work done by each?
- The work done is the same. However, A has taken less time than B to do the work.
- Who has done more work in a given time, say in 1 s?

A stronger person may do certain work in relatively less time. A more powerful vehicle would complete a journey in a shorter time than a less powerful one. We talk of the power of machines like motorbikes and motorcars. The speed with which these vehicles change energy or do work is a basis for their classification. Power measures the speed of work done, that is, how fast or slow work is done. Power is defined as the rate of doing work or the rate of transfer of energy. If an agent does a work W in time t , then power is given by:

$$\text{Power} = \text{work/time}$$

$$\text{or } P = \frac{W}{t} \quad (11.8)$$

The unit of power is watt [in honour of James Watt (1736 – 1819)] having the symbol W. 1 watt is the power of an agent, which does work at the rate of 1 joule per second. We can also say that power is 1 W when the rate of consumption of energy is 1 J s^{-1} .

1 watt = 1 joule/second or $1 \text{ W} = 1 \text{ J s}^{-1}$. We express larger rates of energy transfer in kilowatts (kW).

$$\begin{aligned} 1 \text{ kilowatt} &= 1000 \text{ watts} \\ 1 \text{ kW} &= 1000 \text{ W} \\ 1 \text{ kW} &= 1000 \text{ J s}^{-1}. \end{aligned}$$

The power of an agent may vary with time. This means that the agent may be doing work at different rates at different intervals of time. Therefore the concept of average power is useful. We obtain average power by dividing the total energy consumed by the total time taken.

Example 11.7 Two girls, each of weight 400 N climb up a rope through a height of 8 m. We name one of the girls A and the other B. Girl A takes 20 s while B takes 50 s to accomplish this task. What is the power expended by each girl?

Solution:

- (i) Power expended by girl A:
Weight of the girl, $mg = 400 \text{ N}$
Displacement (height), $h = 8 \text{ m}$

Time taken, $t = 20$ s

From Eq. (11.8),

$$\begin{aligned}\text{Power, } P &= \text{Work done/time taken} \\ &= \frac{mgh}{t} \\ &= \frac{400 \text{ N} \times 8 \text{ m}}{20 \text{ s}} \\ &= 160 \text{ W.}\end{aligned}$$

- (ii) Power expended by girl B:
Weight of the girl, $mg = 400$ N
Displacement (height), $h = 8$ m
Time taken, $t = 50$ s

$$\begin{aligned}\text{Power, } P &= \frac{mgh}{t} \\ &= \frac{400 \text{ N} \times 8 \text{ m}}{50 \text{ s}} \\ &= 64 \text{ W.}\end{aligned}$$

Power expended by girl A is 160 W.

Power expended by girl B is 64 W.

Example 11.8 A boy of mass 50 kg runs up a staircase of 45 steps in 9 s. If the height of each step is 15 cm, find his power. Take $g = 10 \text{ m s}^{-2}$.

Solution:

Weight of the boy,

$$mg = 50 \text{ kg} \times 10 \text{ m s}^{-2} = 500 \text{ N}$$

Height of the staircase,

$$h = 45 \times 15/100 \text{ m} = 6.75 \text{ m}$$

Time taken to climb, $t = 9$ s

From Eq. (11.8),

power, $P = \text{Work done/time taken}$

$$\begin{aligned}&= \frac{mgh}{t} \\ &= \frac{500 \text{ N} \times 6.75 \text{ m}}{9 \text{ s}} \\ &= 375 \text{ W.}\end{aligned}$$

Power is 375 W.

Questions

1. What is power?
2. Define 1 watt of power.
3. A lamp consumes 1000 J of electrical energy in 10 s. What is its power?
4. Define average power.

11.3.1 COMMERCIAL UNIT OF ENERGY

The unit joule is too small and hence is inconvenient to express large quantities of energy. We use a bigger unit of energy called kilowatt hour (kW h).

What is 1 kW h? Let us say we have a machine that uses 1000 J of energy every second. If this machine is used continuously for one hour, it will consume 1 kW h of energy. Thus, 1 kW h is the energy used in one hour at the rate of 1000 J s^{-1} (or 1 kW).

$$\begin{aligned}1 \text{ kW h} &= 1 \text{ kW} \times 1 \text{ h} \\ &= 1000 \text{ W} \times 3600 \text{ s} \\ &= 3600000 \text{ J} \\ 1 \text{ kW h} &= 3.6 \times 10^6 \text{ J.}\end{aligned}$$

The energy used in households, industries and commercial establishments are usually expressed in kilowatt hour. For example, electrical energy used during a month is expressed in terms of 'units'. Here, 1 'unit' means 1 kilowatt hour.

Example 11.9 An electric bulb of 60 W is used for 6 h per day. Calculate the 'units' of energy consumed in one day by the bulb.

Solution:

$$\begin{aligned}\text{Power of electric bulb} &= 60 \text{ W} \\ &= 0.06 \text{ kW.}\end{aligned}$$

$$\text{Time used, } t = 6 \text{ h}$$

$$\begin{aligned}\text{Energy} &= \text{power} \times \text{time taken} \\ &= 0.06 \text{ kW} \times 6 \text{ h} \\ &= 0.36 \text{ kW h} \\ &= 0.36 \text{ 'units'}.\end{aligned}$$

The energy consumed by the bulb is 0.36 'units'.

Activity _____ 11.17

- Take a close look at the electric meter installed in your house. Observe its features closely.
- Take the readings of the meter each day at 6.30 am and 6.30 pm.
- Do this activity for about a week.
- How many 'units' are consumed during day time?

- How many 'units' are used during night?
- Tabulate your observations.
- Draw inferences from the data.
- Compare your observations with the details given in the monthly electricity bill (One can also estimate the electricity to be consumed by specific appliances by tabulating their known wattages and hours of operation).



What you have learnt

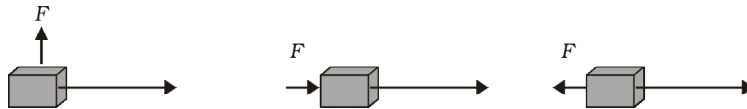
- Work done on an object is defined as the magnitude of the force multiplied by the distance moved by the object in the direction of the applied force. The unit of work is joule: $1 \text{ joule} = 1 \text{ newton} \times 1 \text{ metre}$.
- Work done on an object by a force would be zero if the displacement of the object is zero.
- An object having capability to do work is said to possess energy. Energy has the same unit as that of work.
- An object in motion possesses what is known as the kinetic energy of the object. An object of mass, m moving with velocity v has a kinetic energy of $\frac{1}{2}mv^2$.
- The energy possessed by a body due to its change in position or shape is called the potential energy. The gravitational potential energy of an object of mass, m raised through a height, h from the earth's surface is given by mgh .
- According to the law of conservation of energy, energy can only be transformed from one form to another; it can neither be created nor destroyed. The total energy before and after the transformation always remains constant.
- Energy exists in nature in several forms such as kinetic energy, potential energy, heat energy, chemical energy etc. The sum of the kinetic and potential energies of an object is called its mechanical energy.
- Power is defined as the rate of doing work. The SI unit of power is watt. $1 \text{ W} = 1 \text{ J/s}$.
- The energy used in one hour at the rate of 1kW is called 1 kW h .



Exercises

1. Look at the activities listed below. Reason out whether or not work is done in the light of your understanding of the term 'work'.
 - Suma is swimming in a pond.
 - A donkey is carrying a load on its back.
 - A wind-mill is lifting water from a well.
 - A green plant is carrying out photosynthesis.
 - An engine is pulling a train.
 - Food grains are getting dried in the sun.
 - A sailboat is moving due to wind energy.
2. An object thrown at a certain angle to the ground moves in a curved path and falls back to the ground. The initial and the final points of the path of the object lie on the same horizontal line. What is the work done by the force of gravity on the object?
3. A battery lights a bulb. Describe the energy changes involved in the process.
4. Certain force acting on a 20 kg mass changes its velocity from 5 m s^{-1} to 2 m s^{-1} . Calculate the work done by the force.
5. A mass of 10 kg is at a point A on a table. It is moved to a point B. If the line joining A and B is horizontal, what is the work done on the object by the gravitational force? Explain your answer.
6. The potential energy of a freely falling object decreases progressively. Does this violate the law of conservation of energy? Why?
7. What are the various energy transformations that occur when you are riding a bicycle?
8. Does the transfer of energy take place when you push a huge rock with all your might and fail to move it? Where is the energy you spend going?
9. A certain household has consumed 250 units of energy during a month. How much energy is this in joules?
10. An object of mass 40 kg is raised to a height of 5 m above the ground. What is its potential energy? If the object is allowed to fall, find its kinetic energy when it is half-way down.
11. What is the work done by the force of gravity on a satellite moving round the earth? Justify your answer.
12. Can there be displacement of an object in the absence of any force acting on it? Think. Discuss this question with your friends and teacher.

13. A person holds a bundle of hay over his head for 30 minutes and gets tired. Has he done some work or not? Justify your answer.
14. An electric heater is rated 1500 W. How much energy does it use in 10 hours?
15. Illustrate the law of conservation of energy by discussing the energy changes which occur when we draw a pendulum bob to one side and allow it to oscillate. Why does the bob eventually come to rest? What happens to its energy eventually? Is it a violation of the law of conservation of energy?
16. An object of mass, m is moving with a constant velocity, v . How much work should be done on the object in order to bring the object to rest?
17. Calculate the work required to be done to stop a car of 1500 kg moving at a velocity of 60 km/h?
18. In each of the following a force, F is acting on an object of mass, m . The direction of displacement is from west to east shown by the longer arrow. Observe the diagrams carefully and state whether the work done by the force is negative, positive or zero.



19. Soni says that the acceleration in an object could be zero even when several forces are acting on it. Do you agree with her? Why?
20. Find the energy in kW h consumed in 10 hours by four devices of power 500 W each.
21. A freely falling object eventually stops on reaching the ground. What happens to its kinetic energy?