

# UNIT 5

## Time



### Recall



Order the activities as 1,2,3 and so on upto 9 from morning to night.














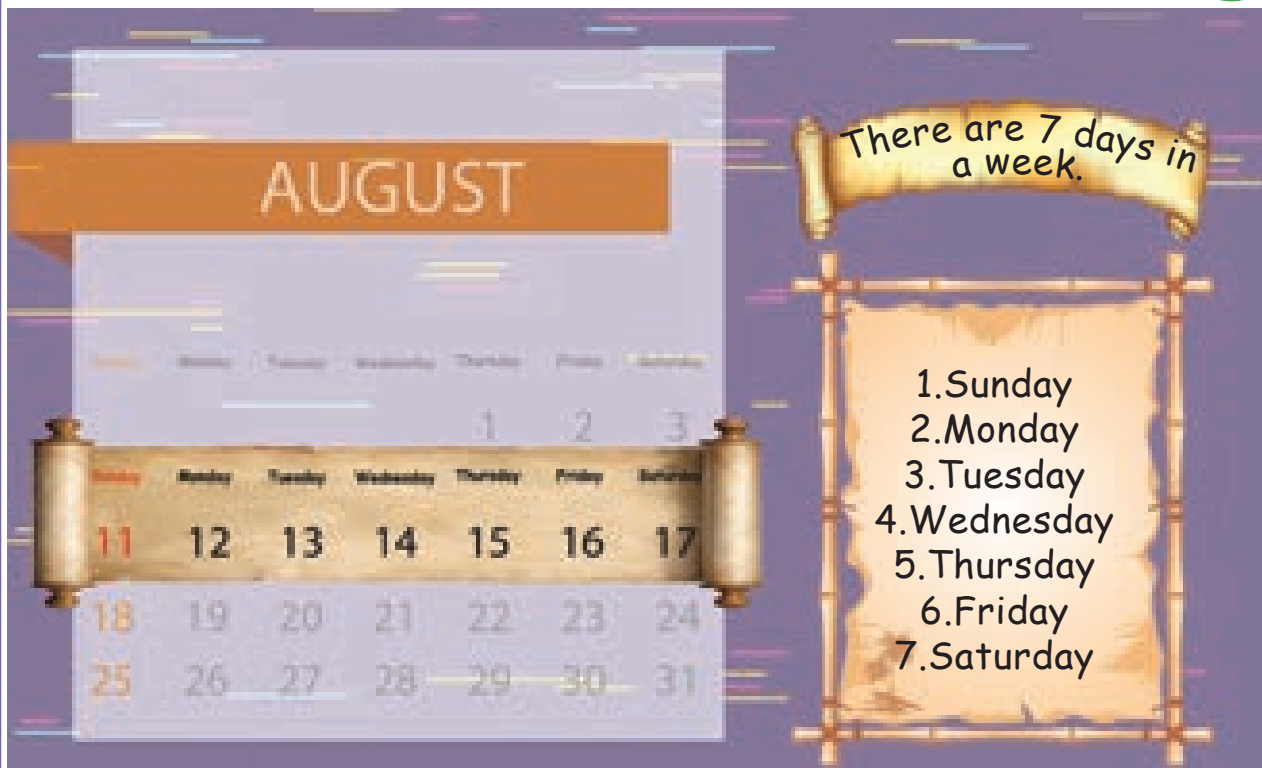






## Learn

### 5.1 Days of the week



Sunday is the first day of the week.


## Practice



Answer the following.

1. What is the fourth day of the week?
2. What is the seventh day of the week?
3. Which day comes after Thursday?
4. Which day comes before Wednesday?
5. How many days are there in a week?

## Try this



Answer the following.

1. Which day comes 2 days after Monday?
2. Which day comes 3 days after Wednesday?
3. Which day comes a day before Sunday?
4. Which day comes 2 days before Saturday?
5. Which day comes 3 days before Friday?

## Try This

## Time table of class 2



Period Day	1		2		3		4
Monday	Tamil	Interval	Maths	Lunch break	English	Interval	Singing
Tuesday	English		EVS		Maths		Art and Craft
Wednesday	EVS		Tamil		English		Drama
Thursday	Tamil		Maths		EVS		Computer
Friday	Maths		English		Tamil		Yoga

Observe and fill in the table.

Period	Conducted on which day?
Art and Craft	
Drama	
Computer	
Singing	
Yoga	



## 5.2 Months of the year

### Travel Through



#### Keywords

January  
February  
March  
April  
May  
June

July  
August  
September  
October  
November  
December

January

1	2	3	4	5	6	7
8	9	10	11	12	13	14
15	16	17	18	19	20	21
22	23	24	25	26	27	28
29	30	31				

February

1	2	3	4	5	6	7
8	9	10	11	12	13	14
15	16	17	18	19	20	21
22	23	24	25	26	27	28
29						

March

1	2	3	4	5	6	7
8	9	10	11	12	13	14
15	16	17	18	19	20	21
22	23	24	25	26	27	28
29	30	31				

April

1	2	3	4	5	6	7
8	9	10	11	12	13	14
15	16	17	18	19	20	21
22	23	24	25	26	27	28
29	30					

May

1	2	3	4	5	6	7
8	9	10	11	12	13	14
15	16	17	18	19	20	21
22	23	24	25	26	27	28
29	30	31				

June

1	2	3	4	5	6	7
8	9	10	11	12	13	14
15	16	17	18	19	20	21
22	23	24	25	26	27	28
29	30					

July

1	2	3	4	5	6	7
8	9	10	11	12	13	14
15	16	17	18	19	20	21
22	23	24	25	26	27	28
29	30	31				

August

1	2	3	4	5	6	7
8	9	10	11	12	13	14
15	16	17	18	19	20	21
22	23	24	25	26	27	28
29	30	31				

September

1	2	3	4	5	6	7
8	9	10	11	12	13	14
15	16	17	18	19	20	21
22	23	24	25	26	27	28
29	30					

October

1	2	3	4	5	6	7
8	9	10	11	12	13	14
15	16	17	18	19	20	21
22	23	24	25	26	27	28
29	30					

November

1	2	3	4	5	6	7
8	9	10	11	12	13	14
15	16	17	18	19	20	21
22	23	24	25	26	27	28
29	30					

December

1	2	3	4	5	6	7
8	9	10	11	12	13	14
15	16	17	18	19	20	21
22	23	24	25	26	27	28
29	30	31				



- ❖ There are 12 months in a year.
- ❖ January is the first month of a year and December is the last month of a year. January 1 is the first day in a year.
- ❖ There are 7 months with 31 days and 4 months with 30 days.
- ❖ February month has either 28 or 29 days.

#### Teacher's Note:

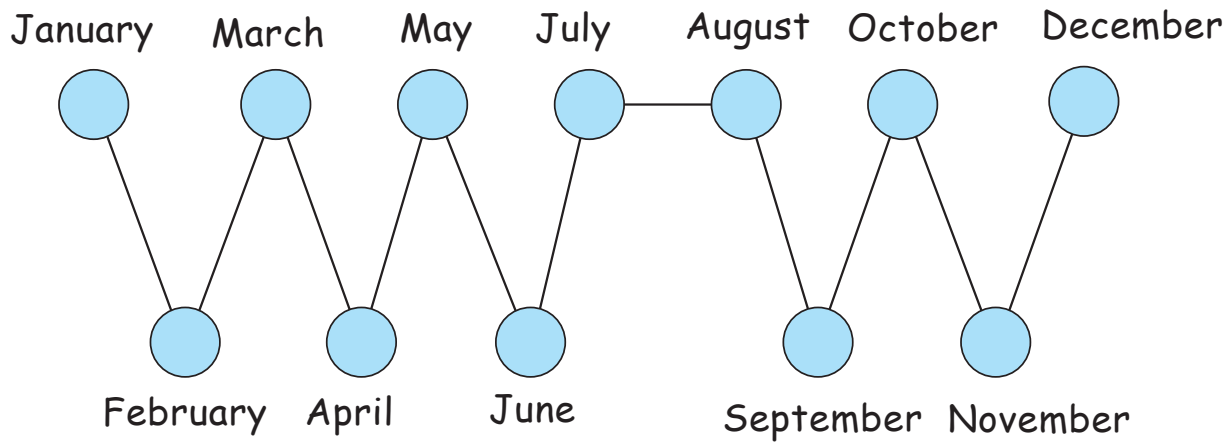
Teacher can discuss the festivals celebrated in each month to motivate the children to know the months in a year.



## Practice



Observe the calendar given in the previous page and write the number of days in each month.



## Practice







Write the names of the months in order in the following table.

Months			
1		7	
2		8	
3		9	
4		10	
5		11	
6		12	

## Pleasure Time



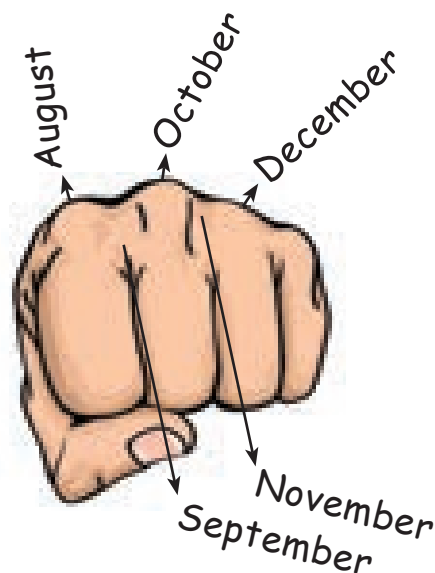
Match the following.

Festival	Month
Republic Day 	November
Independence Day 	January
Teacher's Day 	August
Children's Day 	September

## Know more



Fix the names of the months in each knuckle as shown in the figure. The months represented by each knuckle has 31 days and the spaces in between have 30 days. But, February has either 28 or 29 days.








## 5.3 Seasons

### Travel Through



**Keywords**  
Summer  
Winter  
Rainy



#### Teacher's Note:

Teacher can ask questions about the fruits, things etc., given in the above picture and elicit answers regarding the seasons.

## Learn



### SUMMER MONTHS



March, April, May, June

### RAINY MONTHS



July, August, September, October



### WINTER MONTHS



November, December, January, February

## Game

### Procedure

1. Teacher can prepare picture cards depicting seasons.  
(Example: Walking with an umbrella)
2. Select a student at random and tell him/her to pick a picture card.
3. Now, the student should explain the picture card by mono acting.
4. Other students must find out the action and tell the relevant season acted by the student.

## Practice



Tick (✓) the suitable food items we eat in the seasons given.

Season	Food items		
			<input type="checkbox"/>
			<input type="checkbox"/>
			<input type="checkbox"/>

## Pleasure Time



Colour the months according to their seasons. Use 'green' for Winter 'Yellow' for Summer and 'blue' for Rainy seasons.

