

Lesson 2

Listen to the story:

A Beautiful Butterfly



Jonali is in the garden. “Oh, how beautiful the garden is! And that butterfly! How colourful! Let me catch it”, Jonali says to herself.



She runs after the butterfly. But the butterfly flies to a dahlia. Jonali walks slowly to the flower. “I’ll catch it.” But the butterfly flies away.

Jonali looks for the butterfly. “Ah! There it is.” It is sitting on a marigold. “I’ll catch it this time”, says Jonali. Just then the wind comes whoosh..... It blows away the butterfly. “Issh...! I missed it.”

The butterfly is now on a rose. Jonali is very careful this time. Slowly and silently she walks to the flower.



“Oh, I got it. It’s in my hand now.” She looks at it happily. “But what’s this? It’s not the butterfly. It’s only a dry leaf.”

Jonali looks out for the butterfly again. She smiles. “Aha! It’s on the sunflower. I must get it this time.” She goes to the flower. But the sunflower nods its head and the butterfly flies away again.



“Oh dear! The butterfly seems to be flying all the time.” It is free. It can fly so high. Jonali looks up at the butterfly. She says, “I wish I could fly like a butterfly high up in the sky. I’m so happy I let it go.”

ACTIVITIES

1. Let's look at the pictures and say:



a sunflower



a marigold



a rose



a honeybee



a frog



a rabbit



a butterfly



a tree

2. Work in pairs. Think and say:

What will you do if you see a butterfly?

3. Let's talk:

(a) Where is Jonali?

Jonali is in the _____.

(b) What did Jonali see?

Jonali saw a _____.

(c) Who wanted to catch the butterfly?

_____ wanted to catch the butterfly.

(d) Name the flowers in the garden.

The names of the flowers in the garden are _____,
_____, _____ and _____.

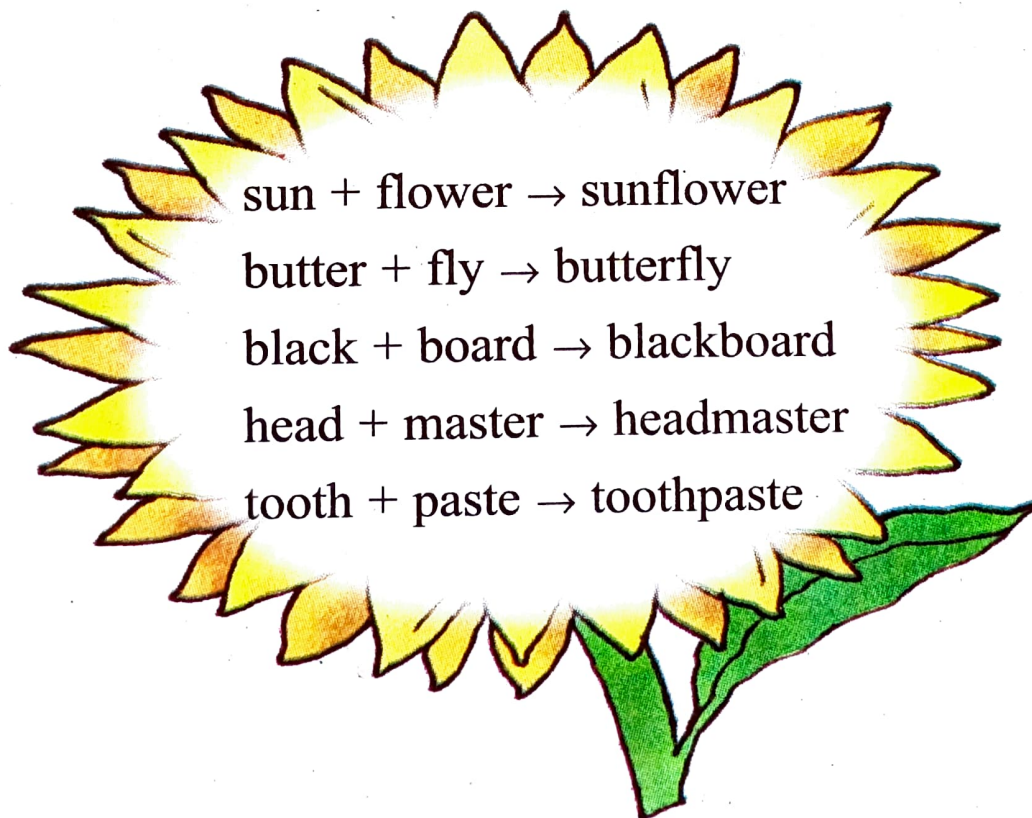


The teacher will help the learners to begin the sentences with "I can see....."

4. Let's draw flowers in the vase and colour them:



5. Join the two words. Read the new word. Find out more words like these:



sun + flower → sunflower

butter + fly → butterfly

black + board → blackboard

head + master → headmaster

tooth + paste → toothpaste

6. Read aloud:


a beautiful butterfly



a smiling sunflower



a merry marigold



a dancing dahlia



7. Let's read the words in the word wall:

be	see	me			
	how	cow	now		
all	fall	tall			
		dry	fry	cry	
	fun	sun	run		
			and	hand	sand
	blow	glow	slow	flow	
		high	sigh	buy	
catch	match	batch			

Let's search for some of these words in the story 'A Beautiful Butterfly.' Underline the words you have found.

8. Read and match the sentences with the pictures:

The butterfly is on a rose.



The butterfly is on a dahlia.



The butterfly is on a marigold.



The butterfly is on a sunflower.



9. Let's read:

This is a rose. Its colour is red.

It is a beautiful flower and it smells sweet.

It has small leaves and thorns.



There are roses of different colours.



There are pink, white, yellow and red roses.



I like red roses.





10. Complete the following passage with the help of the pictures and read it:

This is a . The bird is in a cage .

The  is small. The  is not happy.

A  saw it. She opened the door of the .

The  flew away and sat on a . Now it is happy.

11. Match the words that begin with the same sound:

no

ate

here

blue

their

new

tail

for

hear

tale

knew

blew

four


eight

there

know



12. Read:



a big animal



a small animal



a tall tree




a short tree



a light feather




a heavy rock



a soft cushion



a hard rod



a thick book



a thin book

13. Read:

Rahul and Raju are friends.

They both love animals.

Rahul has a pet.

14. Look what Raju is doing with his pet:



Raju is **feeding** his dog.



He is **cleaning** the kennel.



He is **taking** his dog for a walk.



He is **bathing** his dog.

Complete the following sentences:

Raju is _____ his _____.

He is _____ the _____.

He is _____ his _____.

He is _____ his _____.

15. Listen and do:


- (a) Draw a long pencil and a short pencil.
- (b) Draw a tall tree and a short tree.
- (c) Draw a big balloon and small balloon.

16. Let's read a story of six sentences:

- (a) One day a man went to a forest.
- (b) He saw a lion there.
- (c) It was crying in pain.
- (d) He saw a thorn in its paw.
- (e) He pulled out the thorn.
- (f) The lion was happy.



Now, draw a picture of what you understood from the story:



17. Read the words written around the word **CALENDAR**. Now, think and write words around the word **GARDEN**:

week months date
CALENDAR festival
 year Sunday days

GARDEN

18. Work in groups. Look at the calendar and answer the questions:

(a) What day in the week is 1 January?

(b) What day in the week is 22 January?


(c) On which date does the third Sunday fall?

(d) On which date does the fourth Saturday fall?

(e) How many days are there in January?

(f) How many Sundays are there in January?

(g) How many Tuesdays are there in January?



JANUARY						
Sun	Mon	Tue	Wed	Thu	Fri	Sat
	1	2	3	4	5	6
7	8	9	10	11	12	13
14	15	16	17	18	19	20
21	22	23	24	25	26	27
28	29	30	31			

19. Now, fill in the blanks using 'before', 'between' and 'after' and complete the sentences:

(a) Saturday comes _____ Sunday.


(b) Thursday is _____ Wednesday and Friday.

(c) Tuesday comes _____ Monday.

20. Work in pairs. Ask each other:

- (a) What do you do on Sunday?
- (b) What do you do on the day after Sunday?
- (c) What do you do on a holiday?

21. Read aloud:

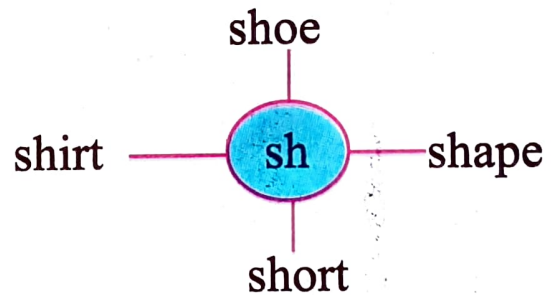
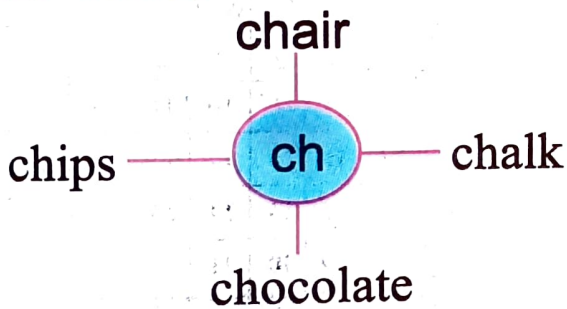


This is an elephant.



- a big head.
- a very long trunk.
- two big ears.
- two small eyes.
- four big legs.
- a large body.
- a short tail.

22. Read:



23. Let's say aloud:



chalk

a piece of white chalk




shoes

a pair of black shoes

24. Work in pairs. Ask each other:

What do you write with?

25. Think of a story you know. Draw objects/persons/birds that are in the story:



Now, write a few short sentences about the pictures with the help of your teacher:


.....

.....

.....

.....

26. Spot the differences. Say the words aloud:



27. Read the numbers:

1	11	21	31	41	51	61	71	81	91
2	12	22	32	42	52	62	72	82	92
3	13	23	33	43	53	63	73	83	93
4	14	24	34	44	54	64	74	84	94
5	15	25	35	45	55	65	75	85	95
6	16	26	36	46	56	66	76	86	96
7	17	27	37	47	57	67	77	87	97
8	18	28	38	48	58	68	78	88	98
9	19	29	39	49	59	69	79	89	99
10	20	30	40	50	60	70	80	90	100

Can you read and write the numbers?



Yes, I can.

