



My Journey

I like to travel.

Do you like to?





Look and say



helicopter



train




bullock cart

traffic signal




lorry



bus

road

bike





aeroplane

ship

track

auto

van

car

helmet

scooter

bicycle

Note to the teacher: Practise vocabulary in the picture. Ask students to name the things and the vehicles in the picture.





Let us sing



Row row row your boat



Note to the teacher: Sing the song with actions. Encourage children to listen and do the actions first, then follow the song with the teacher.



Row row row your boat
Gently down the stream.
Merrily, merrily, merrily, merrily
Life is but a dream.

Ride ride ride your bike
Slowly down the street.
Safely, safely, safely, safely,
Pedal with your feet.

Fly fly fly your plane
Straight into the sky.
Merrily, merrily, merrily, merrily
Zooming up so high.





Let us learn

A Joyful Trip



Kaviya's aunt gave her an aeroplane.

Kaviya loved to play with it.




It was with her all the time.

One night, it spoke to her.



The aeroplane flew over
trains and boats.






Note to the teacher: Focus on different modes of transport. Encourage children to use the structure 'Let us...'

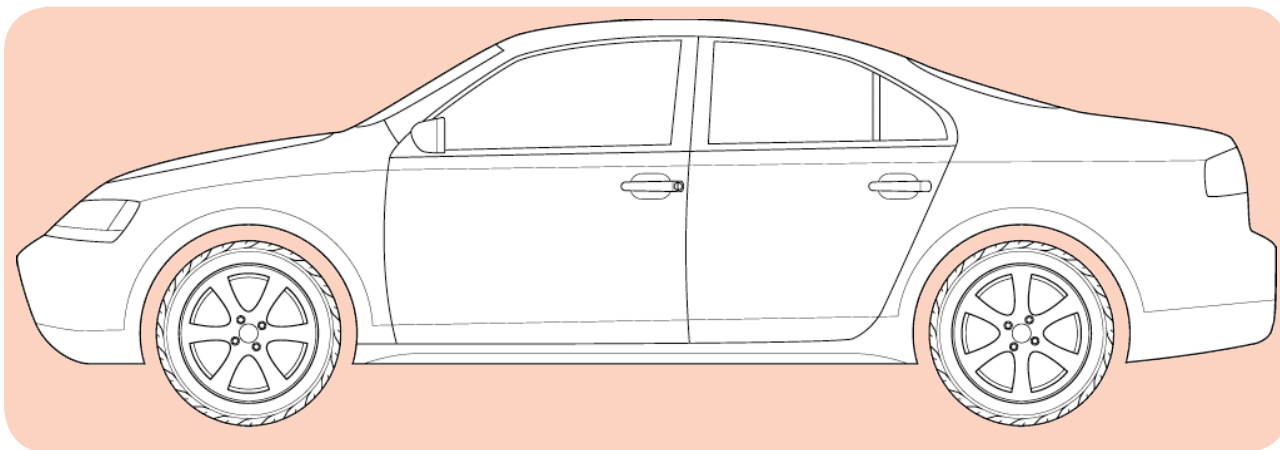




Let us understand





Colour the vehicle.



Choose the words from the box and write it.

bus ship train car aeroplane bicycle



Listen, think and say.

1. What did Kaviya's aunt give her?
2. Who is Kaviya's friend?
3. Which toy do you like?
4. Do you dream? Talk to your friend about it.
5. If you see a green light in traffic signal, What will you do?



Circle Time - Let us talk



Invite two children to the front of the class. Distribute picture cards of different vehicles to them. Let one child stand near the children and the other at a distance. Practise saying "These are _____" and "Those are _____" alternatively as both display the cards to the class.




Let us practise



Read aloud.


These are boats.



Those are cars.



These are aeroplanes.




Those are buses.



These are lorries.



Those are bicycles.



Let us do

Word wall



go	round	a
all	so	that
on	you	those
we	from	this
but	these	by
		out

Let a child sit in the chair kept in front of the class.

Teacher will distribute cards with sight words to other children in class. Teacher will ask a child to show the sight word.

If the child in the chair is not able to read the word, the chance moves to the next child.

Practise it with all children.



Let us say



Listen to the sound and repeat.

ch sh wh

Listen and say.

ch

as in



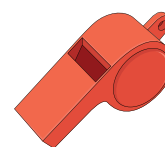
sh

as in



wh

as in



Blend and say.

ch - ick

chick

sh - op

shop

wh - ite

white

ch - erry

cherry

sh - ip

ship

wh - ale

whale

ch - eese

cheese

sh - eep

sheep

wh - ip

whip



Let us practise



Read aloud.

Ships sail

Trains whistle

Whales swim


Cars rush


Children walk

Children cheer

Circle the correct word for the picture. One has been done for you.


1.  chick doll ball

4.  top torch pot

2.  shoes book mat

5.  fish apple cherry

3.  whistle lorry train

6.  fig car wheat



Let us do

Word wall


Write the words in two columns on the board.

Divide children into two teams and let them stand in two queues.

When signalled, the first child in each queue reads a word in the column.

If he/she reads it correctly, the child could erase that word.

The team that erases all the words first, wins the game.





Let us learn

We are safe



We don't play on the road.



We walk on the platform.



We hold hands while crossing roads.

We wait for the train to pass.



We stand in a line to board the bus.

We look right and left before crossing the road.





Note to the teacher: Focus on various rules of road safety and encourage children to follow them.

Let us follow



Put a tick next to the correct picture.


☐

☐

☐

☐

Tick yes or no.

I will walk on the platform.

Yes

☐

No

☐

I will wait for my turn.

Yes

☐

No

☐

I will board a moving train.

Yes

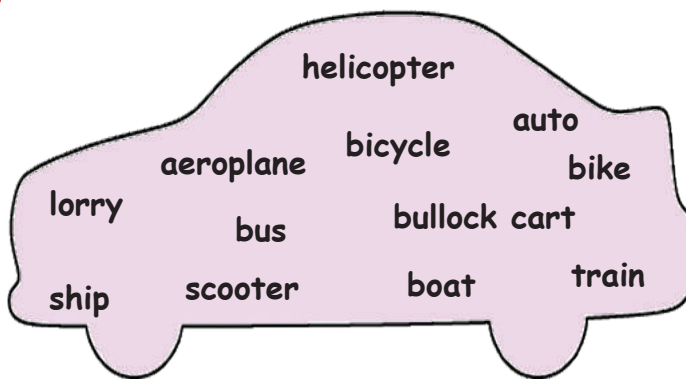
☐

No

☐


Let us do

Word wall



Put the word chits in a box.

Let children sit in a circle and take a chit each.

If they read the word, reward them with a star on their hand.

If not, teacher would help the student to read the word.

The child with more number of stars is the winner.



Think Zone

I have wings. I can fly.
I am not a bird.
Who am I?

I carry lot of people.
You find me in seas.
Who am I?





I can do


I. Complete the puzzle.


Down


Across


1 


2 


3 

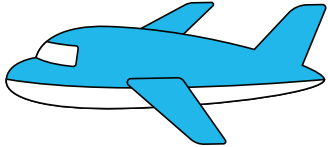
4 


5 

6 

7 

8 


9 


10 


QR code: 2HN9YZ

100





II. Tick the correct answer.

These/Those are cars.> 

These/Those are ships.> 

These/Those are bicycles.> 

III. Match the following.

	sail
	fly
	ride
	drive

IV. Read aloud.

A ship

A chick

A whip

A shore

A chair

A whistle

A ship on the shore

A chick on the chair

A whip on the whistle

V. Recite the poem 'Row row row your boat'.

VI. Find the vehicles hidden in the picture and circle their names.

bus

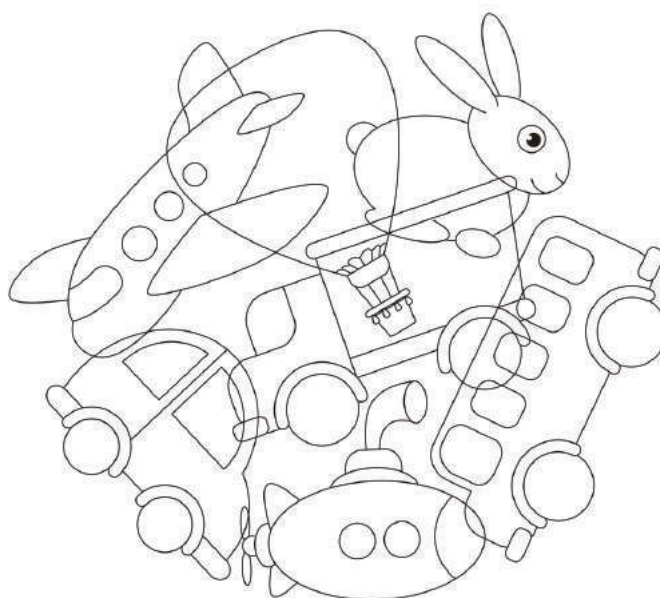
bike

car

van

rabbit


aeroplane





Learning outcomes

Now I can...



Primary English – Class 1

List of Authors and Reviewers

Domain Experts

Uma Raman
Executive Committee Member, Vidyodaya School, Chennai.

Reviewers

Nagalakshmi B
ELT - Consultant,
Chennai.

Academic Coordinators

Sudha V
B.T. Asst., PUMS, Salamangalam, Padappai, Kanchipuram.

Authors

Rajeena Begum B
BRTE, Kattangulathur, Kanchipuram.

Susy K.K
BRTE, Egmore, Chennai.

Suresh Kumar C
BRTE, Kattangulathur, Kanchipuram.

Saraswathi M
SGT PUMS, Senneri, Kattangulathur, Kanchipuram.

Sasikala V
SGT, Sannathi Aided Primary School,
Vandavasi, Thiruvannamalai.

Sathyaraj M
B.T. Asst., GHSS, Chakkaramallur, Vellore.

Dhayananth K B
B.T. Asst., GBHSS., Udumalaipet, Tiruppur.

Rajeshpandi M
B.T. Asst., GHS, Maravarperungudi, Aruppukottai,
Virudhunagar.

Amudhan R
SGT, ADWPS, Parigam, Kallakuruchi, Vilupuram.

Lakshmi Venkataraman
Madhi Foundation, Chennai.

Art and Design Team

Inhouse

Graphics & Layout

Aravindh Kumar P
Balaji J
Kamatchi Balan A
Kathir A
Rajesh Kumar S
Ramesh Kumar S

Illustration

Ramakrishnan G
GGHSS, Nungumbakkam, Chennai

Veeravel Murugan K
ADWHS, Bhuvanagiri, Cuddalore.

Durai D
PUMS, Paarivaakam, Poonamallee, Tiruvallur

John Raja M
SGT, PUPS, Venkatesapuram, Kattumannarkoil, Cuddalore

Gopinath R
SGT, PUMS, Rajakuppam, Gugiyattam, Vellore

Anandakumar A
GHSS, Thiruvannamalai

Quality Control

S. Gopu
M. Karan
Manohar Radhakrishnan

QR Code Team

R. Jaganathan, PUMS, Ganesapuram- Polur, Thiruvannamalai.
N. Jagan, Gbss, Uthiramerur, Kancheepuram.
J.F.Paul Edwin Roy, Pums, Rakkipatti, Salem.

Wrapper Design

Kathir Arumugam

Coordination

Ramesh Munisamy

This book has been printed on 80 G.S.M.
Elegant Maplitho paper.

Printed by offset at:



NOTES