

WRITING CAPITAL LETTERS

- Draw your pupils' attention to each picture and the word below it.
- Read the first letter of the word and the word aloud.

(Example : A for ARM)


- Ask the pupils to repeat in chorus.



ARM



BAG




CAP



DRUM



EAR



FLAG



GLASS



HORSE



INSECT




JACKAL



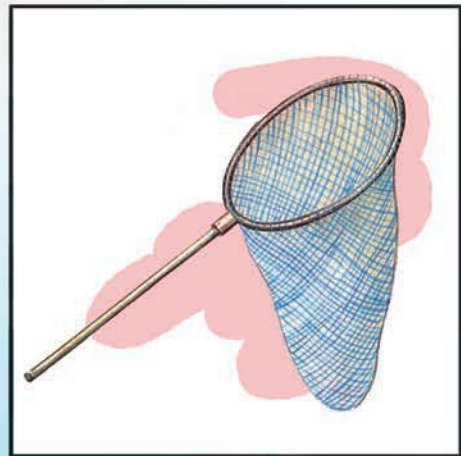
KETTLE



LEAF




MONKEY



NET



OWL



PIG



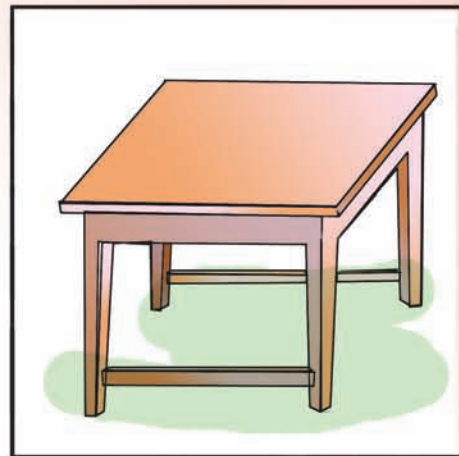
QUILL



RABBIT



SHIP



TABLE



UTENSIL




VASE



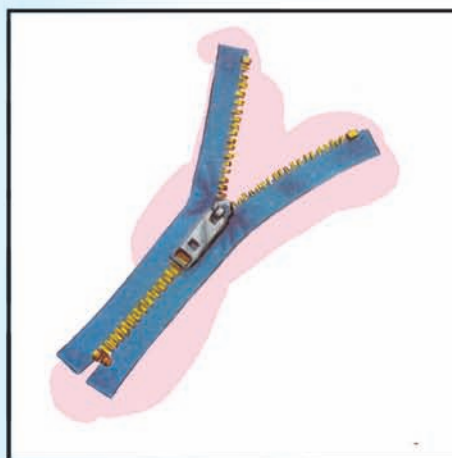
WATCH



X-RAY


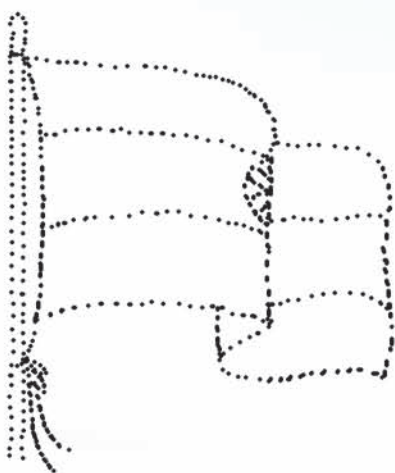


YARN




ZIP

Ask your pupils to complete the outlines of each picture and then colour it .



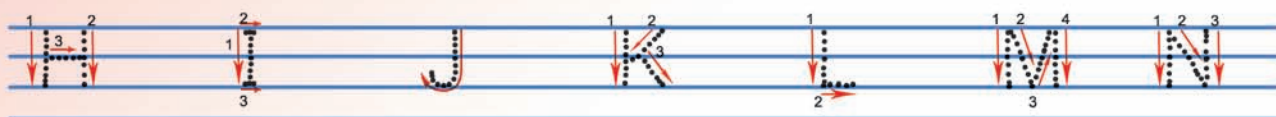
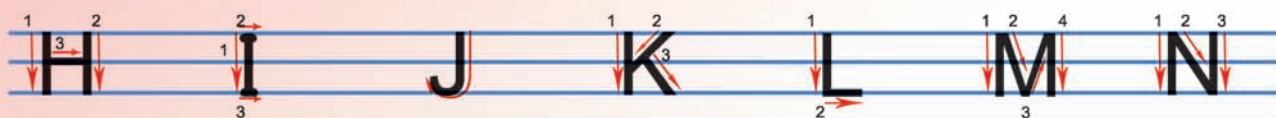
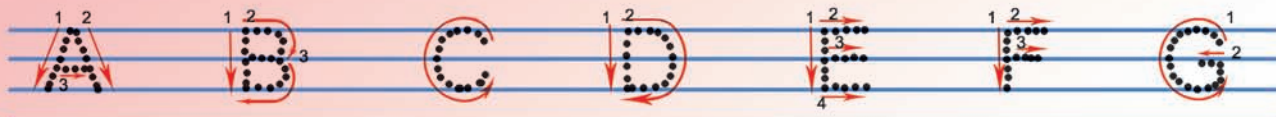
Activity - 1

Ask your pupils to look at the model letters and trace the letters in the practice lines with their pencils. Ask them to follow the arrows in each letter serially at the time of writing.



Activity-2

Ask your pupils to trace the letters in the practice lines following the arrow marks.



Activity - 3

Ask your pupils to write these letters in the practice lines with their pencils.

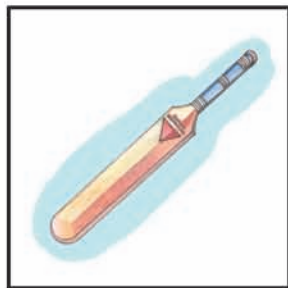
A D F G O S P T N R K Y W Q

Activity - 4

- Ask the pupils to say the word for each picture.
- Then ask them to fill in the missing letter below each picture.
- Now ask your pupils to read out the first letter of each word serially.



___PPLE




___AT



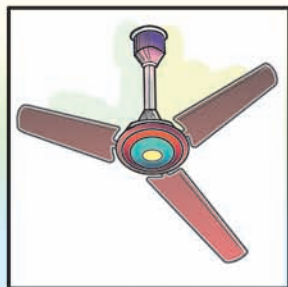
___AT



___OG



___GG



___AN



___UN




___EN



__RON




__UG



__ITE



__EG




__AT



__OSE



__X




__EN



__UEEN



__OSE



__UN



__IGER



__MBRELLA



__AN




__ELL



__-RAY



__ACHT



__EBRA

Activity - 5

- Ask the pupils to say the word below each picture.
- Then ask them to fill in the missing letter in each word.



NE ____



FLA ____



DRU ____



EA ____



HORS ____




VAS ____



WATC ____



OW ____



PI ____



TABL ____



INSEC ____




RABBI ____



SHI ____



QUIL ____



MONKE ____



GLAS ____

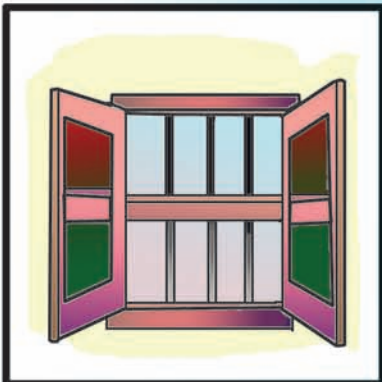

Activity - 6

- Ask the pupils to write the correct word below each picture.
- Then ask them to say each word aloud.

The first one has been done for them.



HOUSE










































Activity - 7

Draw your pupils' attention to the list of words given below. Ask them to write three words in each box selecting the words beginning with the letter given above each box.

The first one is done for them.

ANT CAT HEN APPLE COT MOTHER
MUG ARM HAT MAT COLOUR HUT

A

C

H

M

ANT ARM APPLE			
-----------------------------	--	--	--