

# BEGINNERS' ENGLISH - V

A Textbook for Class - V







# CLASS - V CONTENTS

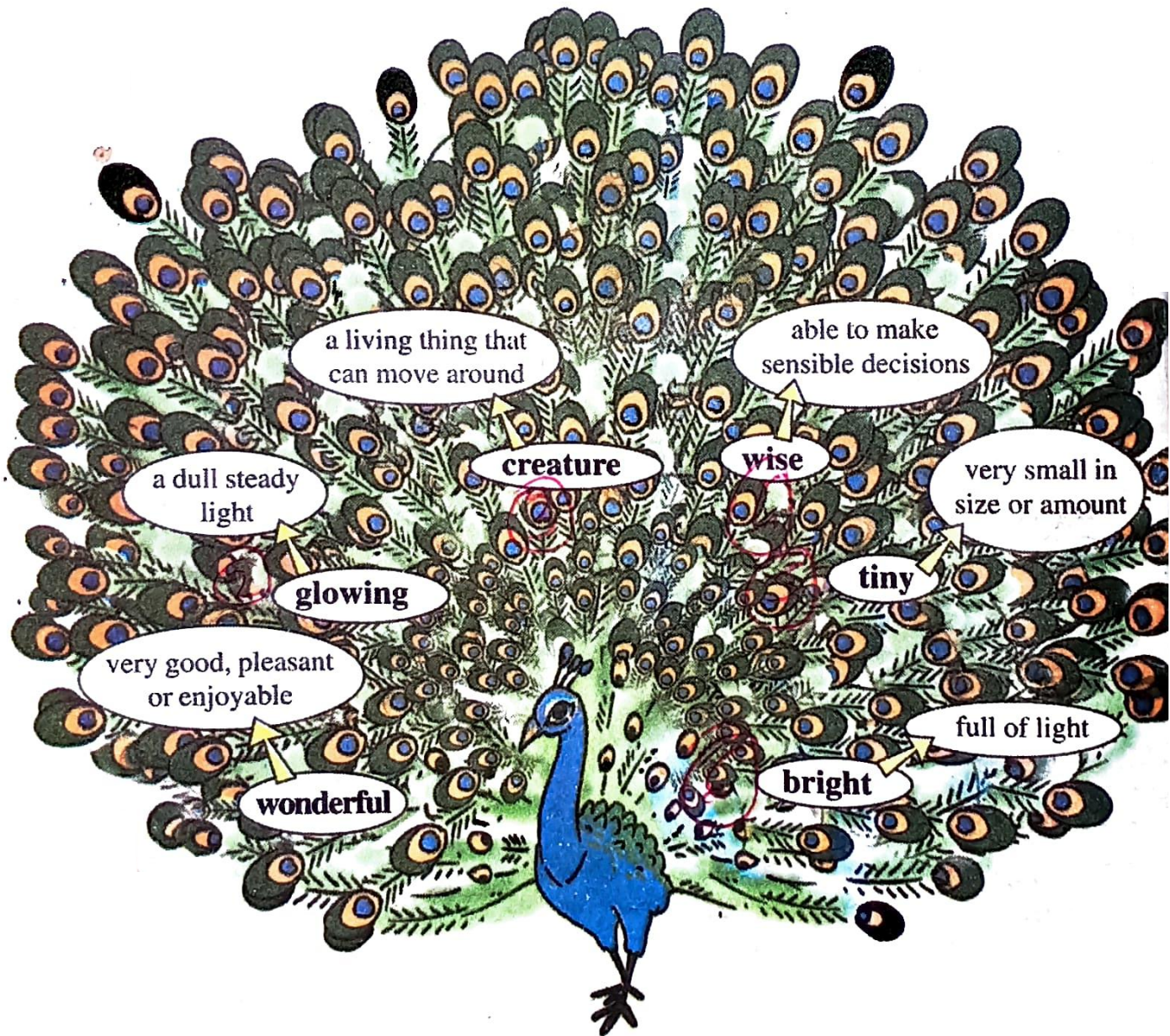
|           |                                 |         |
|-----------|---------------------------------|---------|
| Lesson 1: | All Things Bright and Beautiful | 8-19    |
| Lesson 2: | The Joy of Helping              | 20-32   |
| Lesson 3: | Bird Talk                       | 33-47   |
| Lesson 4: | The Stork and the Fox           | 48-61   |
| Lesson 5: | Let's Write a Story             | 62-73   |
| Lesson 6: | The Joy of Living               | 74-87   |
| Lesson 7: | My Story                        | 88-100  |
| Lesson 8: | Hello Computer!                 | 101-112 |



## Lesson 1

# All Things Bright and Beautiful

Let's learn some new words and their meanings:






Let's recite the poem:

## All Things Bright and Beautiful

All things bright and beautiful,  
All creatures great and small,  
All things wise and wonderful,  
The Lord God made them all.

Each little flower that opens,  
Each little bird that sings,  
He made their glowing colours,  
He made their tiny wings.



### ACTIVITIES

1. Find out in the poem the words you don't understand. Look up their meanings in the dictionary. One is done for you:

Word  
great

Meaning

large/big/very good, etc.

.....

.....

.....

.....



2. Fill in the blanks with the correct word from the poem:

a) All things \_\_\_\_\_ and beautiful. (light/bright/great)

b) Each little flower that \_\_\_\_\_. (runs/sings/opens)

c) God made their tiny wings. (rings/stings/wings)

3. Let's see how much you have understood the poem:

a) Write the names of two small creatures.

b) "He made their glowing colours" – who is 'he' in this line?

c) "He made their tiny wings" – who is 'their' in this line?

d) What are the things that God has made?

e) Why does the poet praise God in this poem?

4. Circle the rhyming words in each group:

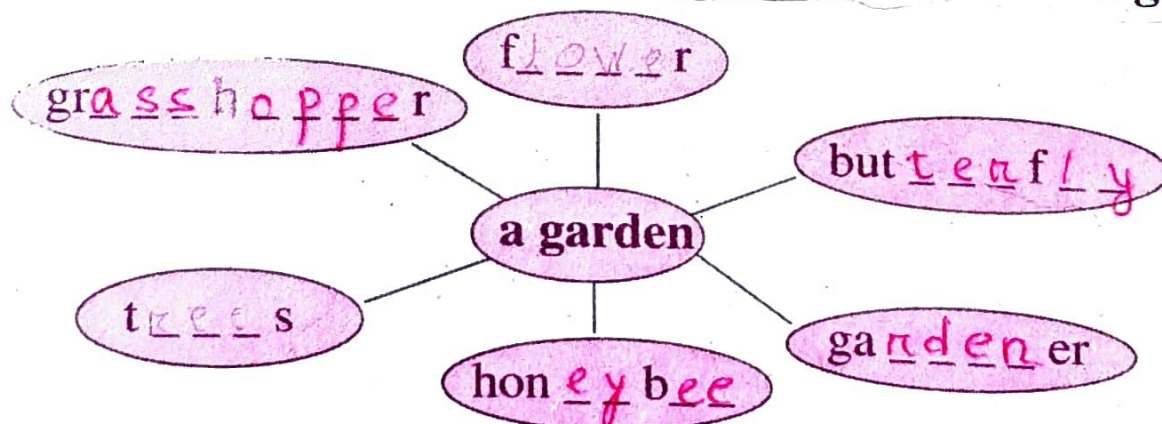
a) small, beautiful, all

b) wonderful, small, beautiful

c) might, colour, bright

d) wings, opens, sings

5. Complete the word-web with things you find in a garden:



The teacher will tell learners to complete the word web with words related to a 'garden'.

6. Write a word that rhymes with the first two:

sweet

feet

meet

thing

sing

king

mood

food

good

old

cold

fold

7. Read the following:

little drops of water

tiny drops of water

small drops of water



The word little, tiny, small have the same meaning in these sentences.

Let's learn some more words that have the same or nearly the same meaning:

beautiful

—

pretty

nice

great

—

large

big

wise

—

clever

intelligent

wonderful

—

lovely

delightful

8. We can also think of many new words from a given word, such as 'sun'. One is done for you:

a) sunburn

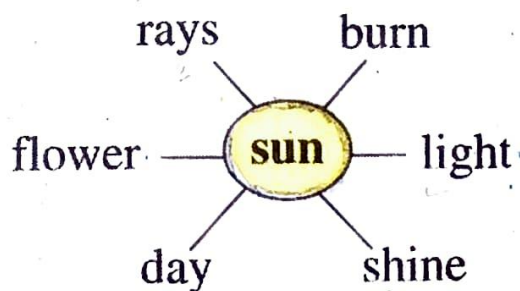
b) sunday

c) sunflower

d) sunlight

e) sunrays

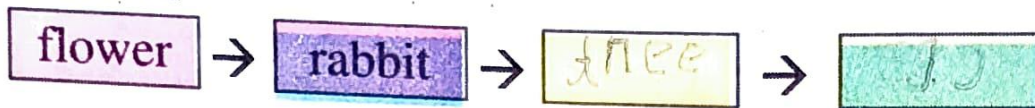
f) sunshine



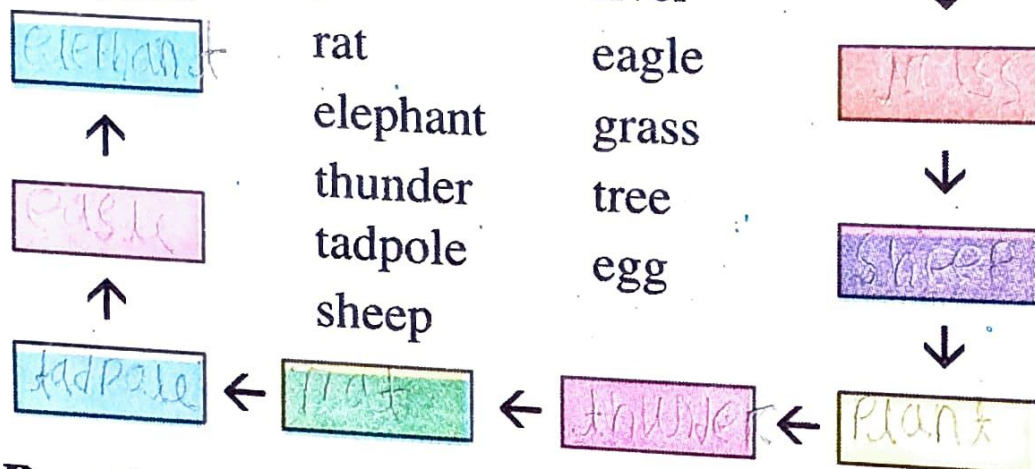


9. Word chain: Use the last letter to begin the next word. Each new word should be something you find in nature. The first one is done for you.

START



FINISH



10. Practise saying these sentences aloud:



I scream, you scream we all scream for ice cream.



If a dog chews shoes, whose shoes does he choose?




I thought, I thought of thinking of thanking you.

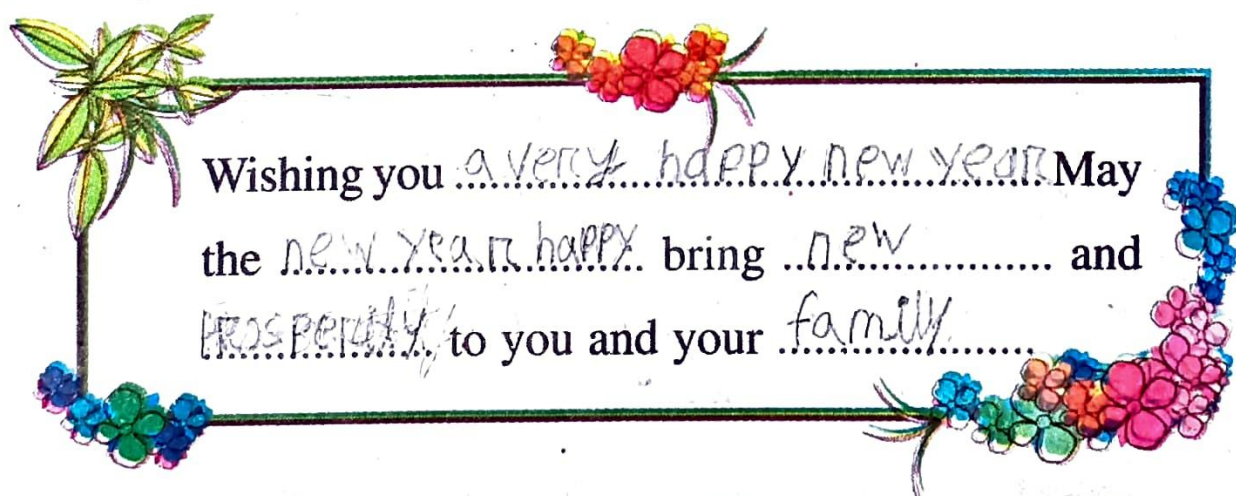


The big bug bit the black beetle.

11. This year, on Earth Day, you wish to send a greeting card to your friend. Here is a greeting card for you.



We send greeting cards on occasions such as the New Year's day and birthday. Complete the greeting card given below to wish someone a happy New Year. You may choose words given in the box. You may also use a word more than once.



new a happiness family very happy prosperity year



12. Your school celebrated World Environment Day on 5 June this year by holding a quiz. Your team won the quiz. Write a letter to your friend telling him/her about the quiz. You may use the points given in the box:

Your address

.....

.....

Date

Dear

.....

.....

.....

Your loving friend  
(Your name)

- date of the quiz
- place/name of the venue
- name of the teams
- number of members
- name of the judge
- scores of each team
- points you scored
- prize distribution
- how you celebrated

13. Read the following conversation. Rewrite the conversation changing the underlined words into their short forms.

Runjun: Hello, how are you? Riaz: I am fine.

Runjun: Can you hold the bag for me? Riaz: Sorry. I cannot. It is heavy.

14. Complete the following. You may choose words given in the box. Rewrite the complete sentence:

- a) Food is to eat as water is to drink.
- b) Bird is to sing as dog is to bark.
- c) Earth is to God as machine is to man.
- d) Sight is to eyes as smell is to nose.
- e) Prayer is to pray as games is to play.

bark  
nose  
play  
drink  
man

15. Write two words ending with 'mb':

thumb

dumb

numb

clump

\* The teacher will help learners understand the meanings of words like 'venue' and 'score'.



16. Say as fast as you can:


bees      peas      seas      keys

Now, write the names of four things ending with 's' to mean more than one.

17. Complete the following by using 'and', 'but', 'so' or 'therefore':

- a) Hop, the grasshopper and Annie, the ant are friends. Hop spends all his time singing and dancing. but Annie loves to work all the time.
- b) Annie was busy in summer, so Hop did not meet her.
- c) Both big and small creatures are made by God, but buildings are not.
- d) Plastic is bad for the environment. therefore, plastic bags should not be used.

18. Look carefully at the pictures below. Find out six differences in picture 2 and write them down:



sun, cloud, bird, fishes, flowers and cap.



**19. Read these sentences about a rhinoceros. Write down the questions you want to ask her. Don't forget to put the question mark:**

a) Who.....*all the way*.....

I am a rhino.

b) Where.....*in the forest*.....

I live in Kaziranga.

c) What .....*plants and grass*.....

I eat plants and grass.

d) How .....*ten years old*.....

I am ten years old.

e) Why .....*because I am endangered*.....

I am crying because I am endangered.



**Please save me.  
I am endangered.**

**20. Read this paragraph about your state written by a class V student:**

The name of my state is Assam. Assam is a beautiful state. Dispur is the capital of Assam. Assam is full of beautiful trees and flowers. The river Brahmaputra flows through my state. Animals like tigers, elephants, wild boar, buffaloes and deer live in the forests of Assam. Several birds visit my state during the winter. I love my state.

**Now write five sentences about your town/village:**

1. the name of my village is kumudaguri

2. it is 3km away from the main market

3. my town/village is very beautiful

4. many namghars, hence there are many

5. schools also. It is a peaceful place



From the visual clue in Activity 19, the teacher may help learners to frame the question that elicits the correct response.



## 21. Read the story:

### Tenali Raman

Tenali Raman was a courtier in a king's court. One day the king got angry with Tenali Raman. The King said, "I don't want to see your face. Don't come to my courtroom".



The next day Tenali Raman came with his face covered with a pot. He made three holes in the pot. There were two holes for his eyes and one hole for his nose and mouth. On seeing Tenali Raman, the King said, "Why have you come again, and why are you covering your face with the pot?"

Tenali Raman replied, "Your majesty, you said you didn't want to see my face."





The King laughed and said, "You are very intelligent, Tenali." Tenali Raman smiled and said, "Thank you, your Majesty".

**22. Rearrange the following sentences to complete the story:**

- Tenali Raman came to the king's court with his face covered.
- The King asked Tenali Raman not to come to his court.
- The King was impressed by Tenali Raman's intelligence.
- The King recognised Tenali Raman though his face was covered.

**23. Role play:**

Try to enact the story in your classroom. Play the roles of the king and Tenali Raman. Add your own dialogues.

