

## UNIT-3

Run!

Nasruddin's Aim



*Read and enjoy this poem*

# Run!

AWAY from the city  
And into the sun,  
Out to the country,  
Run! Run! Run!

Run in the raindrops!  
Run 'neath the trees!  
Run little races  
With each little breeze!

Run down the hillside,  
Run up the lane;  
Run through the meadow,  
Then run back again!


Run and be merry  
All through the day!  
Run to the country,  
Away! Away!

– Mary Daunt

## New words

raindrops, 'neath (beneath), breeze, hillside, meadow, merry









## Reading is fun

1. What does the poem tell us to do?
2. Write about the places where the poet wants us to run.



## Let's talk

1. Do you like to play and run about? Why?
2. Running is a very good exercise. Name any three games that you play in which you have to run.
3. When you run fast, what do you feel is happening to your body?



## Say aloud

beneath breeze meet  
fear each meadow



## Let's spell

Some letters are missing in each word.

Write **ee** or **ea** in each word.

tr \_ \_ s

sl \_ \_ p

pl \_ \_ se

b \_ \_ p

t \_ \_ se



f \_ \_ t

t \_ \_ ch

m \_ \_ t



Now add more words with **ee** and **ea** and put them inside the bubbles.



Let's listen

1. Say the words aloud one by one. Follow the instructions and move your body accordingly.

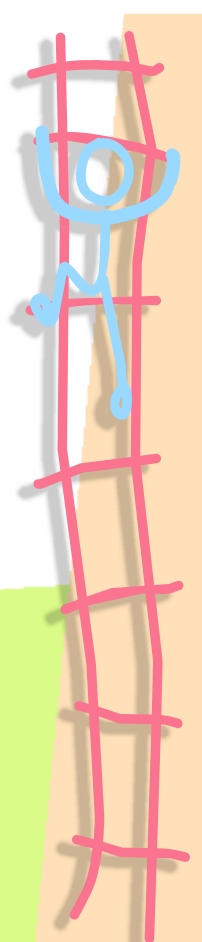

**Shoulders** Move them up and down.

**Feet** Walk forward and backward.

**Run** Fast and slow.

**Hands** Move them left and right.

2. Now **jump**, **hop**, **march** and **tiptoe**.





## Let's write

1. Answer the questions by looking at the picture on the opposite page.

*Example : What is happening in picture 5?*

*The girl is diving into the water.*

- (i) What is Mohan practising in picture 4?

He is \_\_\_\_\_

- (ii) What are Anil and his friends pulling in picture 3?

\_\_\_\_\_ are pulling \_\_\_\_\_

- (iii) Where are the boats racing in picture 2?

\_\_\_\_\_ are \_\_\_\_\_

- (iv) What are the boys doing in picture 1?

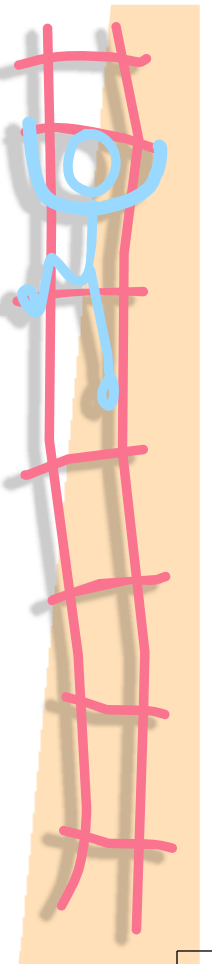
\_\_\_\_\_ are \_\_\_\_\_

- (v) What are the girls doing in picture 6?

They are \_\_\_\_\_

2. Now make one more question for each picture. Write the question in the space below each picture. Use how many, what are, where are/is, how, why, to make questions.







# Nasruddin's Aim

One day, Nasruddin was chatting with his friends.

He began to boast, "No one can match my skill in archery.

I string the bow, take an aim, and shoot an arrow...

Wh...o...o...sh.

The arrow is sure to hit bang on the target."

Hearing this, one of his friends immediately brought a bow and some arrows.

Giving them to Nasruddin, he said, "Here, Nasruddin! Take this bow and arrows."

Then pointing towards a target, he said, "Aim at that target and shoot an arrow."





Nasruddin held the bow in his hands, strung it, aimed at the target and shot an arrow.

Wh...o...o...o...o...

The arrow didn't hit the target!  
Instead it fell down somewhere in the middle.

"Ha...ha...ha...ha..."

His friends started laughing.

They said, "Hey, Nasruddin! Is this your best aim?"

"Oh, no!  
Not at all," said Nasruddin, defending himself.  
"This wasn't my aim.  
It was Azad's aim.  
I just showed you how the Azad shoots an arrow."

Saying this, Nasruddin picked up another arrow.  
Once again, he strung the bow, aimed at the target, and shot the arrow.

This time, the arrow fell a little further than where it had fallen before.



But it certainly didn't hit the target!

They asked Nasruddin, "And this must be how you shoot an arrow!"

"Of course not," argued Nasruddin.

"Even this aim was not mine. It was the chief guard's aim."

Now somebody remarked, "Well... Now who's next on the list?"

Hearing this, all the friends burst out laughing.

Nasruddin didn't say a word. He quietly picked up one more arrow.

And again...

And this time Nasruddin was really lucky! The arrow hit bang on the target!








Everybody stared at Nasruddin,  
their mouths agape in amazement.

Before anyone could say anything,  
Nasruddin said triumphantly, “Did you  
see that?  
It was my aim!”

### New words

chatting, archery, string, bang, target, defending,  
amazement, triumphantly





Reading is fun

1. What did Nasruddin boast about?
2. Why did Nasruddin take someone else's name each time he missed the target?
3. Why did Nasruddin say, "It was my aim," the third time?
4. Do you think Nasruddin was good at archery?

Read and enjoy

## Nasruddin Hodja







## Be a Nasruddin Hodja Yourself

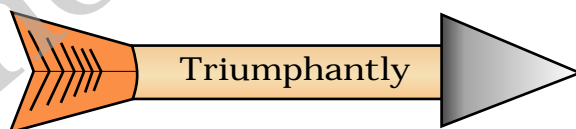
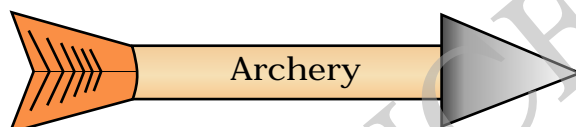
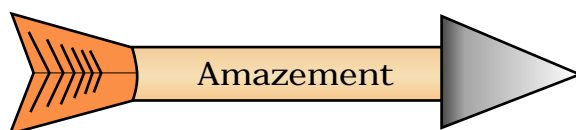


What would you have done if your grandmother slipped?



## Word building

1. Shoot the arrow and hit the target by matching the words with their correct meanings.



shooting  
with a bow  
and arrow

informal  
talk

protecting  
from  
attack

greatly  
surprised

happy and  
proud

the goal  
intended  
to be hit





2. Replace the bold word/words with a word from the quiver and re-write the sentence –

In no time she hit the object she aimed **at**.




Nasruddin was surely not a good archer.

The teacher said something about his good handwriting. He felt very happy.



### Let's write

1. This is a picture of Rahul Gupta. Using the clues given, write a paragraph about him in your notebook.



### Clues

Indian, cricket, eight hours, practises, eats healthy food,  
runs two kilometres every day, batsman

---

---

---

---

---

2. This is Rajiv's family. They are a healthy family. See what each one does to remain healthy.



Father



Mother



Sita



Grandpa



Grandma



Rajiv



3. Use the words 'and' or 'but' and make as many sentences as you can about Rajiv's family.

*Example :* Grandpa and Grandma get up early in the morning.

Grandpa is walking but Rajiv is jogging.

---

---

---

---

---

---





Fun time

Watch the arrow pierce the apple!

Would you like to see the arrow piercing the red apple?

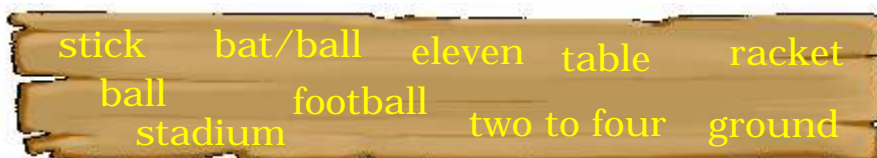
Bring the page close to your face, touch the star with your nose, and then look at the picture!





## Let's play

1. Fill in the grid with words given below. You can use one word more than once.



| Name of the game | What you play with | Where you play it | Number of players |
|------------------|--------------------|-------------------|-------------------|
| cricket          |                    |                   |                   |
| hockey           |                    |                   |                   |
| table tennis     |                    |                   |                   |
| football         |                    |                   |                   |

2. Using the information in the grid, write a sentence about each game. One has been done for you.

(a) Cricket is an outdoor game.

We play it with a bat and a ball.

There are eleven players in this game.

(b)

---

---

---



(c) \_\_\_\_\_  
\_\_\_\_\_  
\_\_\_\_\_

(d) \_\_\_\_\_  
\_\_\_\_\_  
\_\_\_\_\_

3. The following words are used in various sports. List them under the sport that they are used in.

- (a) googly                      (b) goal                      (c) LBW  
(d) penalty                      (e) free kick                      (f) penalty corner

Some words may be used in more than one game.

Hockey

1.

2.

Cricket

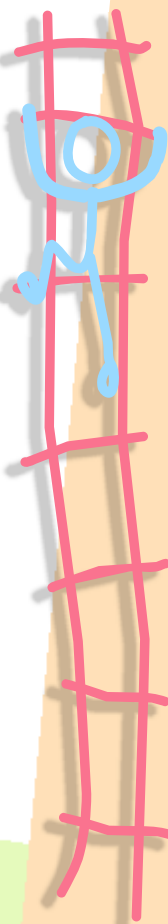
1.

2.

Football

1.

2.





## Team time

### A Puppet head

You can use an old tennis ball which has lost its bounce, to make the head of a puppet. She looks like a little girl in a skirt and is very quick and easy to make.



Look at the picture carefully and you will see how she works – your fingers are her arms!

#### You need –

a tennis ball, needle, wool, coloured cloth.

#### Method –



1. Start with the head. Make a small hole in the ball and push a long, thick knitting-needle (about size 3), into it.
2. The needle goes in on one side and right across inside the ball to touch the opposite side.
3. The hole needs to be very small, so that it is difficult to push the needle in. In this way it will fit tightly and remain firm when you play with your puppet.





4. Now cut the thick top off an old nylon sock and stretch it tightly round the ball, sewing it together down the back.

5. Take some coloured wool and stick on the ball. Make plaits. Paint the eyes and lips on the ball.



6. Cut two holes in the coloured cloth to put in your fingers.

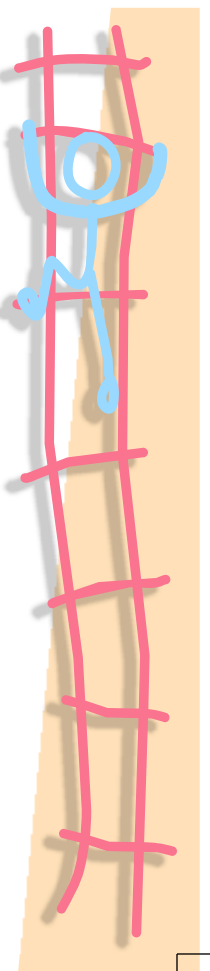

7. Hold the needle in your hand to hold your puppet.

Write two sentences on your puppet.

---

---

---



## THEMES

Importance of games and sports  
Building concentration



## Teacher's page

## Unit 3

Poem : Run!

Story : Nasruddin's Aim

This Unit develops a concentration for work that children are involved with.

### Warm up

Before beginning the poem the teacher can ask the children to run around the class in silence and then –

### Stand straight

1. Take a deep breath inhaling through your nose.
2. Hold till the count of five.
3. Release the air through your nose.
4. Repeat it five times.

### Stretch their arms sideways

1. Keeping your arms stretched, bring your hands down from the elbow level.
2. Stretch your arms sideways again.
3. Repeat it five times.

### Reading time

While reading the lesson the teacher can talk about concentration that leads to success. Concentration is essential for studies as well as sports.

The teacher should read the given instructions in the questions very clearly so that the children understand them and follow them accordingly.

### Sharing time

- ? Discuss the feelings after running.
- ? To keep pace with the activity of running, the teacher can ask the children to read the poem fast, imagining that they are running and reading (speed and fast-track ☺).
- ? Having experienced the running activity children should be encouraged to answer the talk time correctly.

### Creative time

Involve the children with words like racing, diving, jumping, swimming, running, for example – Racing boats is a sport. A girl is diving. I am jumping. We are running a race. They can either enact or draw to express the sense of movement (this is an indirect way of sharing verbs as doing words). These drawings with sight words can be hung in the class. Teachers may lay more emphasis on the inclusion of sports and games from the local area. They may organise special sports programmes both before and after school hours to enable children with special talents for training. Team games such as basket ball, *kabaddi*, volleyball can be encouraged.

### Language corner

The lesson deals with a lot of words ending with 'ing'. The teacher should encourage the class to use 'ing' words in sentences, orally as well as in the written format.

For example:     What are you doing?  
                             I am speaking.

### Environment

Let students express their concerns on the environmental degradation around us.

