


UNIT - 1

AT THE ZOO

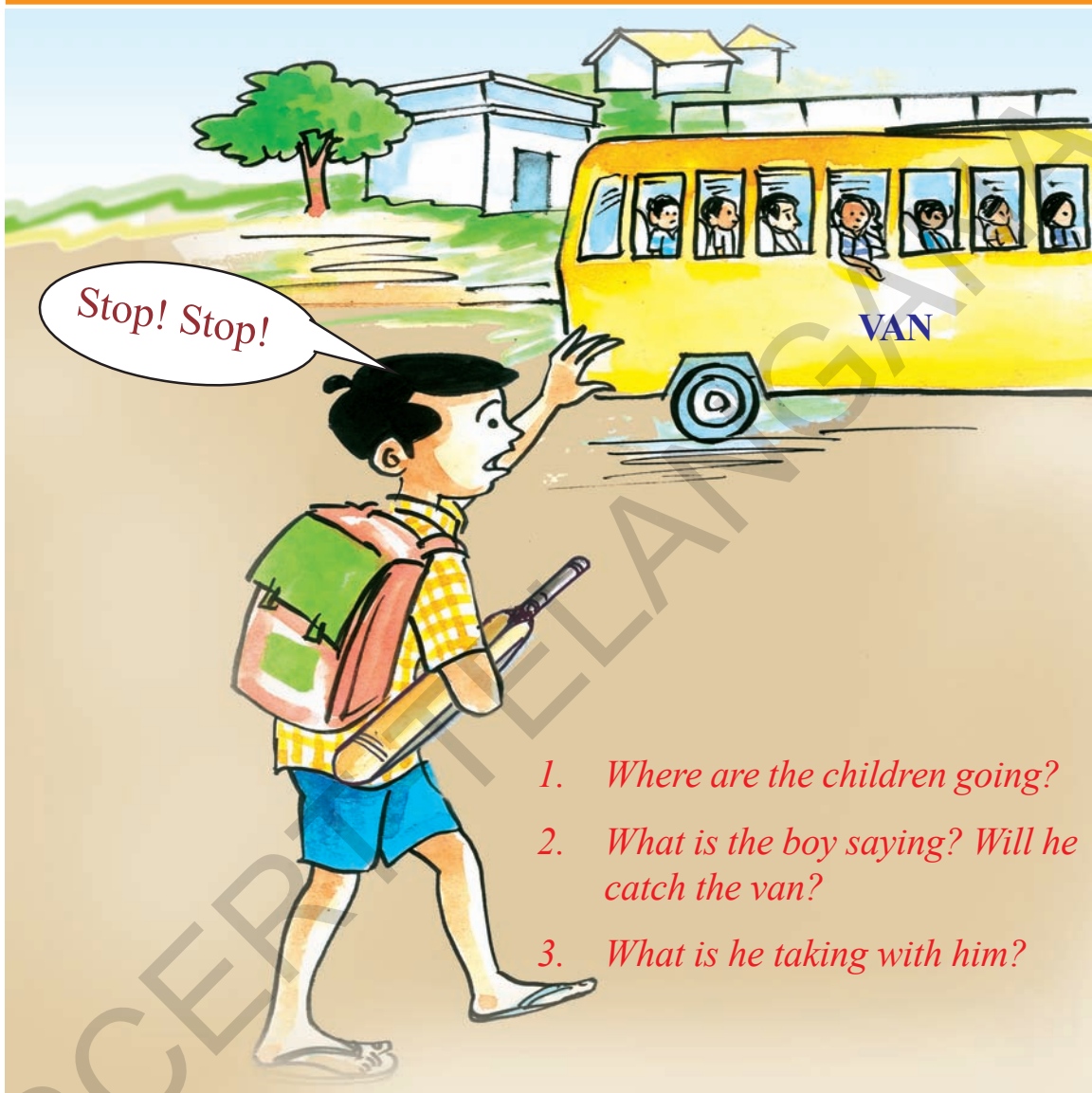
I. Look at the picture and answer the questions given below.



1. Why are the children looking happy?
2. What animals do you see in the picture?



II.A. Look at the picture and answer the questions given below.



1. Where are the children going?
2. What is the boy saying? Will he catch the van?
3. What is he taking with him?

B. Your teacher will tell you about the boy. Listen carefully and answer the following questions.

(Note : Listening text is in Appendix-1)

1. Why did Abhi get up early?
2. Who is Sweetie?
3. Why did Abhi not take Sweetie with him?



III. Read the following.

A.

Abhi goes to Zoo

The van was moving.

“Stop! Stop! Saleem uncle, please stop!” shouted Abhi.

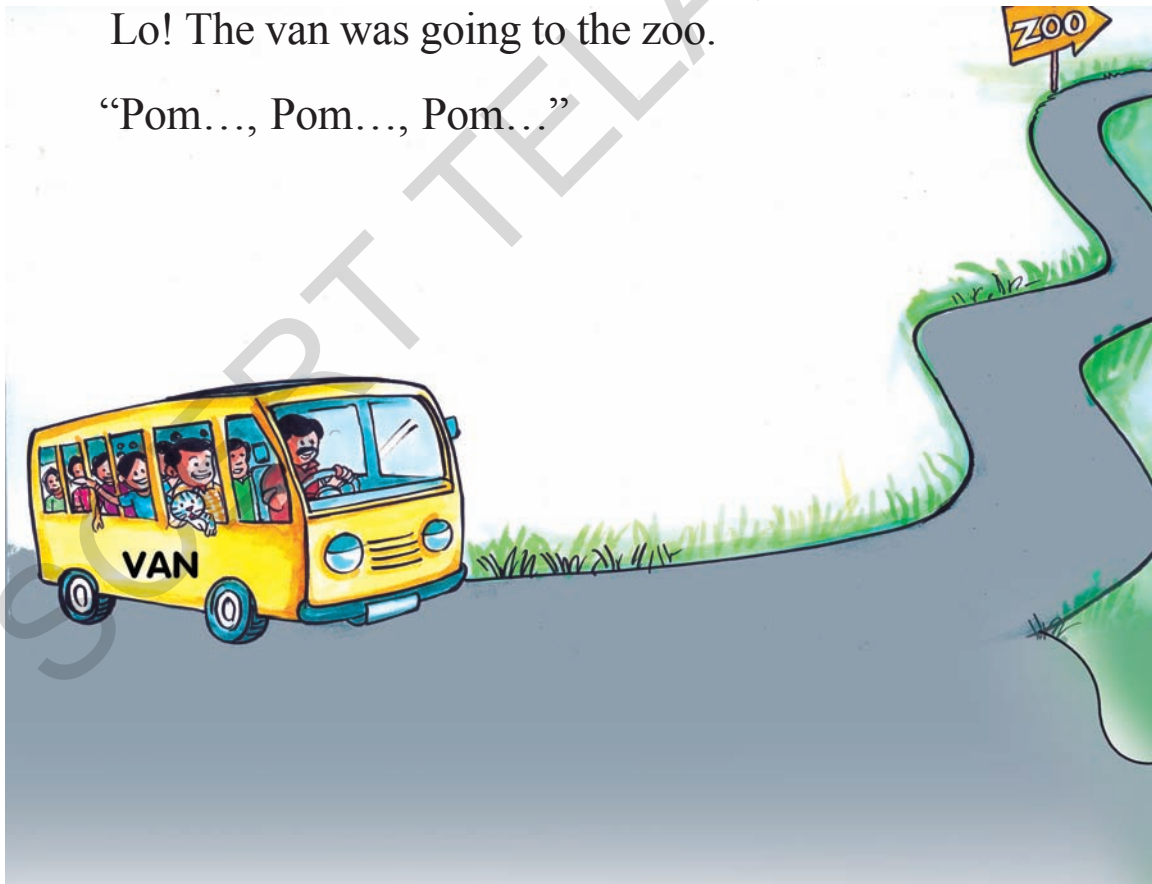
“Stop! Stop! Abhi is coming,” shouted the children.

Saleem, the van driver, stopped the van.

Abhi got into the van.


Lo! The van was going to the zoo.

“Pom..., Pom..., Pom...”




B. *Look at the picture and read the words.*

Abhi and his classmates are now at the zoo.



1. What do you see in the picture?
2. What are the children doing?

3. What is the natural home of wild animals?
4. What kind of things do animals need to be happy?



IV. Do the following.

A. Identify and circle the following in the picture of the 'ZOO'.



tiger	camel
monkey	kangaroo
jug	lion
xerox	parrot

B. Look at the picture of the 'ZOO' and write the names of animals, birds and things in the table given below. Some are done for you.

A	animal	N	nest
B		O	
C		P	
D		Q	
E		R	
F	fruit	S	
G		T	
H		U	
I		V	
J		W	
K		X	
L		Y	yoyo
M		Z	



C. Sing and dance.

Dancing time

ABCD dancing time

EFGH hopping time


IJKL learning time

MNOP playing time

QRST story time


UVW writing time

XYZ is jolly time.



[illegible][illegible]

E. Read the names of the animals given below.









Find the names of the animals that are not given in the picture. Write them in the box given below.

1.	
2.	
3.	
4.	
5.	









F. Write the names of animals and birds in the boxes and colour them. One is done for you.

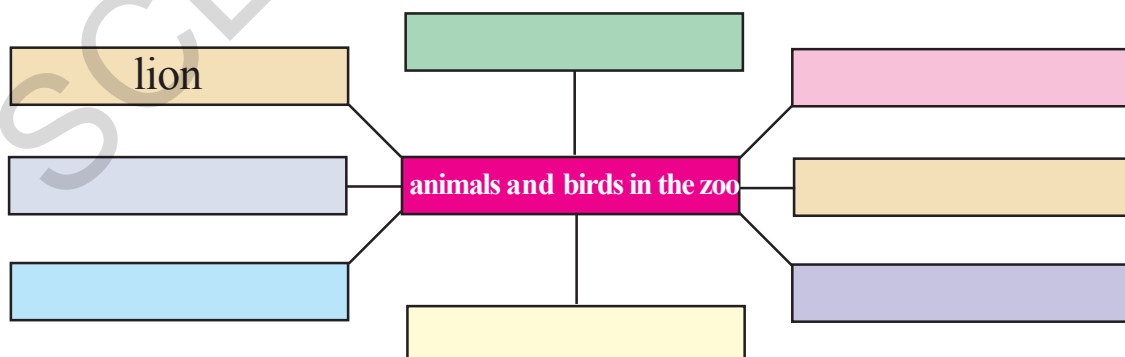
1. ANIMALS



2. BIRDS


duck	crow	eagle	hen	parrot	owl
<div>E</div>  <div>e</div> <div>eagle</div>					
					

G We see different animals and birds in the zoo. Can you write their names? One is done for you.



V. Sing , dance and add lines.

Just like this...



The monkeys are jumping
Just like this, just like this.

The peacocks are dancing
Just like this, just like this.

The elephants are stamping
Just like this, just like this.

Add more lines to the song.

The frogs are _____ (hopping)


_____, _____

The birds are _____

_____, _____

The _____

_____, _____



VI. *Story time.***A mouse and a snake**

Look at the picture story. Tell the story to your friends in the group and present it before the class.

