



Families



I love my family.
My family loves me.





Let us sing



What do you see in this picture? Tell your friend.



In a nest,
On a branch,
Or under a tree,
There are many places
That animals can be.

Under a wing,
Or in a hole,
In the ground,
There are many places
Where animals are found.




Note to the teacher: Introduce the idea of a family and the way they live together.



Let us learn

My Family and Friends



I am Nila.

I live in Salem.

I call my father Appa.

I call my mother Amma.

My sister's name is Meenu.

father

mother


grandma

sister

grandpa

Nila





Abdul, Sam, Mary and I play together.
We are friends.
We have fun together.



Our friends and family make us happy.

Note to the teacher: Encourage children to point out the various members of the family as you call them out. Make them follow the text and ask questions "Is it a big family?" and so on.



Think zone - What comes next?

1.

M N M N M

2.

A C E G I





Let us sing



Different Families



Families are different.
How many are there in a family?
Two or four,
Five or six or more?
I have a family
You have a family
We all have families
But families can be different.

Listen and repeat

My family helps me.
My family loves me.
My family takes care of me.
My family keeps me safe.



Circle time- Let us talk

Encourage children to talk about their family and what they do together at home. In conversation, introduce the vocabulary for relationships: mother, father, grandpa etc., and ask their names.





Let us understand



1. Write T for True / F for False in the box.



Nila's grandpa reads the newspaper.



Abdul's father is a pilot.

2. Tick (✓) the correct one.



big family

small family



big family

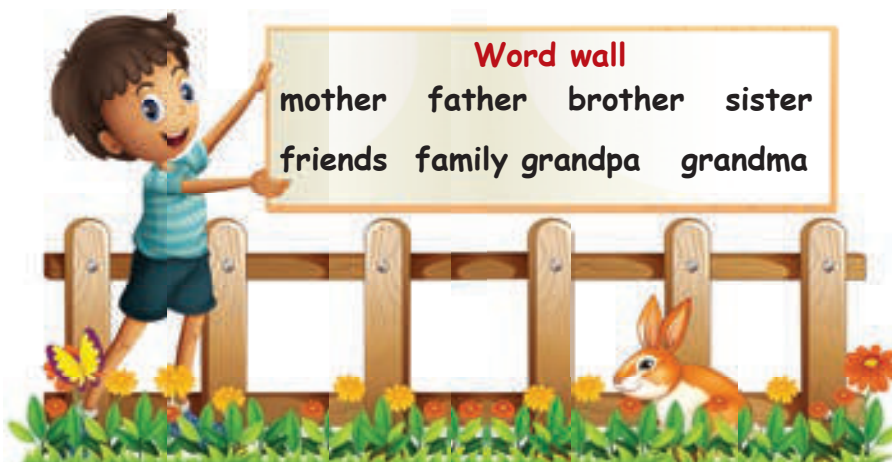
small family

3. Listen, think and say.

1. Who cleans the window?
2. Who plays on the swing?
3. Whose father is a chef?
4. How many people are there in Mary's family?
5. Is your family big or small?



Let us do



Display the flashcards with pictures of family members.

Make children look at them.

Remove them.

Encourage children to recall the names of the picture.





Alphabet Jungle



The



Squirrel

has a baby. The



Tiger

has a cub.

The



Upupa

has a chick in the hole of a tree.

The



Vulture

chick lives high up on the rock.

Baby



Wolf

is a pup. Baby



fo**X**

is a cub.

Baby



Yak

is a calf and baby



Zebra

is a foal.



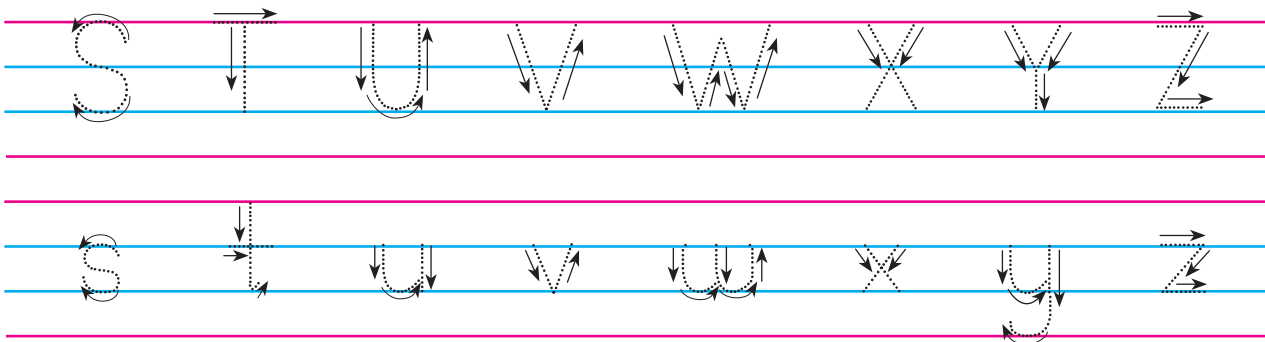
Note to the teacher: Teach the ABC song using QR code and sing it with them. Read out the story. Emphasize on the letters of the alphabet.



Let us write



Trace the letters.



Let us do



Word wall

are there more you
this is these care who
play her his where on

Display the words given in the word wall on the board.

Practise the words by asking as many questions as possible.

Eg: "Is this your pen?"

Practise all the words similarly.



Think Zone - What comes next?



CAT	TAC	BAT	TAB	PAT	
HEN	PEN	HAT	PAT	HIT	





Let us sing



dance

What are they doing?

Hop a little, jump a little
one, two, three.

Run a little, skip a little
tap one knee.

Bend a little, stretch a little
nod your head.

Yawn a little, sleep a little
in your bed.



jump



eat



smile



cry



sleep



clean



Let us do together

What can they do? Discuss with your friend and colour the boxes.

	cry	laugh	speak	fly
	fly	read	hop	sing
	run	jump	sleep	write






Let us say



Listen to the sound and repeat. ★

e o k g f m r

Listen and say.



Blend and say aloud.

s e t	set	n e t	net	l e t	let
g e t	get	p e t	pet	m e t	met
l o g	log	j o g	jog	f o g	fog
n o d	nod	g o d	god	r o d	rod

★ **Note to the teacher:** Show the flashcards of the letters.
 Say the sound of each letter aloud and get children to repeat it.
 Say the sounds as follows: e /e/ o /o/ k /k/ g /g/ f /f/ m /m/ r /r/.





Let us do

Word wall



Roll and Read

Divide the class into groups.

Select the leader for each group.

Ask the leader to roll the dice to get a number from 1 to 6

The children in the group read out the words for the number given in the word wall.

Let us practise



Read aloud.

a pot
a hot pot
a hot pot on the cot



Ben has a hen.
Ben fed a hen.
Ben fed a red hen.
Ben fed ten red hens.



It is a net.



It is a dog.



It is a hen.



It is a mop.



Say aloud.

Shake your hand a a a
Shake your leg e e e
Shake your hips i i i
Shake your body o o o
Shake your thumb u u u





Let us learn




lion

cub

duckling

duck



pig

piglet




foal

zebra




hen

chick



goat

kid



elephant

calf



Circle Time - Let us play

Divide the class into two groups.

Distribute the picture cards of young ones to one group and the picture cards of mothers to the other group.

Allow the young ones to find their mothers.





Let us sing



This is the way
We dig the ground,
dig the ground, dig the ground.
This is the way
We dig the ground,
Early in the morning.



This is the way
We plant the seeds,
plant the seeds, plant the seeds.
This is the way
We plant the seeds,
Early in the morning.





This is the way
We water the plants,
water the plants, water the plants
This is the way
We water the plants,
Early in the morning.



This is the way
We grow the plants,
grow the plants, grow the plants.
This is the way
We grow the plants,
Early in the morning.



Note to the teacher: Encourage children to sing the rhyme with actions.

















Let us understand



1. Tick (✓) the correct young ones.

a			<input type="checkbox"/>		<input checked="" type="checkbox"/>
b			<input type="checkbox"/>		<input type="checkbox"/>
c			<input type="checkbox"/>		<input type="checkbox"/>

2. Choose the correct name and colour.

a		cub	kid	calf
b		cub	kid	calf
c		cub	kid	calf

3. Listen, think and say.

1. Who digs the ground?
2. When do they plant the seeds?
3. What do they do with water?
4. What do they see?
5. Do you water plants?



I can do

I. Read and tick the word.



It is a  .

pig


☐

duck

☐

lion

☐

It is a  .

foal

☐

piglet

☐

chick

☐

It is a  .

duckling

☐



chick

☐

kid

☐

II. Match the picture with the action word.

	eat
	clean
	dance

III. Recite any one of the poems from the lesson.



IV. Write the missing letters.



t	f	z	y	w	u
---	---	---	---	---	---

___iger



___pupa



___olf



___ox



___ak



___ebra



V. Listen and tick Yes / No.

- I have a grandmother. - Yes ☐ No ☐
- I have two brothers. - Yes ☐ No ☐
- My family is a big family.- Yes ☐ No ☐
- I play with my friends. - Yes ☐ No ☐

VI. Read aloud.

a hen



a red hen



a red hen and her ten eggs



a pen



a blue pen




a blue pen on the bed





Learning outcomes

Now I can...



Note to the teacher: Ask children to colour the apple when they achieve the learning outcome.

