





Contents

Chapter –1: History of Fashion

37-41

1.1 Introduction

- 1.1.1 Sources of information
- 1.1.2 Factors affecting clothing
 - 1.1.2.1 (i) Protection
 - 1.1.2.2 (ii) Rituals
 - 1.1.2.3 (iii) Adornment
 - (a) Adornment through clothes
 - (b) Adornment through body - Body Modification, Scarification, Tattooing and Body painting.
 - 1.1.2.4 (iv) Identification
 - (a) Identification of social status
 - (b) Identification of rank
 - (c) Identification of profession
 - (d) Identification of marital status
 - (e) Identification of individual status in a tribe


1.2 Origin and Development of Costume

- 1.2.1 Draped Costumes
 - 1.2.1.1 Indian costume
 - 1.2.1.2 Ancient Near East costume - Sumerian, Babylonian, Assyrian
 - 1.2.1.3 Egyptian costume
 - 1.2.1.4 Greek costume
 - 1.2.1.5 Roman costume

1.3 War Costume and Uniforms

- 1.3.1 Armour
 - 1.3.1.1 (i) Techniques of armour construction
 - 1.3.1.2. (ii) Armour accessories





1.3.2 Ancient war costume

1.3.2.1 (i) Sumerian war costume

1.3.2.2 (ii) Egyptian war costume

1.3.2.3 (iii) Greek war costume

1.3.2.4 (iv) Roman war costume

1.3.2.5 (v) Medieval war costume

1.3.3 Oriental and Indian war costumes

1.3.3.1 (i) Japanese war costume

1.3.3.2 (ii) Indian war costume - Vedic, Kushan, Gupta,
Rajput, Mughal, Indo-Persian

1.3.4 Uniforms during World Wars

1.3.4.1 (i) Influence of war uniforms on civilian clothing

1.4 Industrial Revolution

1.4.1 Mechanical inventions during Industrial Revolution

1.4.2 Influence of Industrial Revolution on India

1.5 Effect of World Wars on Fashion

1.5.1 World War I (1914-1918)

1.5.2 Between the wars (1919-1939)

1.5.3 World War II (1939-1945)

1.6 Evolution of Modern Indian Fashion

1.7 Films and Fashion

Chapter –2: Basic Pattern Development

42-51


2.1 Pattern Making

2.1.1 Introduction: Pattern Development & its origin

2.1.2 Pattern Making

2.1.3 Terminology

2.1.4 Symbols and abbreviations





2.2 Measurements

- 2.2.1 How to take Measurements
- 2.2.2 Standard Measurement chart for bodice & skirt
- 2.2.3 Sizes and Measurements

2.3 Tools

- 2.3.1 Tools and Equipment

2.4 Fit

- 2.4.1 Garment Fitting
- 2.4.2 Evaluating fit
- 2.4.3 Need to fit
- 2.4.4 Methods of fit

2.5 Pattern Development

- 2.5.1 Basic Bodice
- 2.5.2 Sleeveless bodice

2.6 Necklines

- 2.6.1 Necklines& Variations
- 2.6.2 Finishing of neckline

2.7 Dart Manipulation

- 2.7.1 Introduction
- 2.7.2 Slash& spread method


2.8 Skirt


- 2.8.1 Basic Skirt
- 2.8.2 One dart basic skirt
- 2.8.3 A-Line Skirt
- 2.8.4 Flared Skirt

2.9 Sleeve

- 2.9.1 Sleeve block

2.10 Collar

- 2.10.1 Principles of collar development
- 



2.10.2 Mandarin Collar

2.10.3 Peter Pan Collar

Chapter – 3: History Of Fashion

52-61

3.1 Elements of Fashion

3.1.1 Understanding Fashion - Definition and Overview

3.1.2 Haute Couture

3.1.3 Hi-Fashion Ready-to-Wear Apparel

3.1.3.1 London

3.1.3.2 Milan

3.1.3.3 New York

3.1.3.4 Paris

3.1.3.5 Tokyo

3.1.3.6 Emergence of India as a Fashion Centre

3.1.4 Mass-Produced and Ready-to-Wear garments: Off-Shore Manufacturing

3.2 Menswear

3.2.1 Introduction to Menswear

3.1.3.2 Categories in Menswear Clothing

3.2.2 Colour in Menswear

3.2.3 Fabric for Menswear

3.2.4 Classic Shirt and its types

3.2.5 Bottom wear - Pants

3.2.6 Shorts

3.2.7 Suits

3.2.8 Indian Menswear fashion market today

3.3. Womenswear


3.3.1 Introduction to Womenswear

3.3.1.1 Influence of Trends on womens wear

3.3.1.2 Indian Womenswear

3.3.2 Elements of Design in Womenswear

3.3.2.1 Colour





3.3.2.2 Fabric

3.3.2.3 Shape

3.3.3 Garment Collections

3.3.3.1 Dresses

3.3.3.2 Blouses

3.3.3.3 Skirts

3.3.3.4 Pants

3.3.3.5 Kurta and Salwar

3.3.3.6 Sari blouse

3.4 Childrens wear

3.4.1 Introduction to Childrenswear

3.4.2 Newborns Clothing

3.4.3 Infants Clothing

3.4.4 Toddlers Clothing

3.4.5 Preteens and Teens Clothing

3.5 Trims

3.5.1 Introduction to Trims

3.5.2 Trim Classifications

3.5.2.1 Fastenings

3.5.2.2 Hardware

3.5.2.3 Zippers

3.5.2.4 Lacings

3.5.2.5 Linear Trims

3.5.2.6 Shaped Edges

3.5.2.7 Frills or Ruffles

3.5.2.8 Circular Ruffle

3.5.2.9 Braids, Ribbons and Rickracks

3.5.2.10 Appliqués and Patches

3.5.2.11 Studs

3.5.2.12 Heat-Transfer Prints





Chapter – 4: Basic of Garment Making

62-69

4.1 Fibres and Fabrics

- 4.1.1 Categories of fabrics
- 4.1.2 Characteristics of fabrics
- 4.1.3 Underlying fabrics
- 4.1.4 Selection of Underlying Fabric

4.2 Cutting Preliminaries

- 4.2.1 Fabric preparation
- 4.2.2 Fabric cutting
- 4.2.3 Grain line
- 4.2.4 Preshrinking
- 4.2.5 Identifying Right Side of Fabric
- 4.2.6 Folding Fabrics for Cutting
- 4.2.7 Marking Methods
- 4.2.8 Pattern Layout
- 4.2.9 Computerized Marker Making
- 4.2.10 Cutting Special Fabrics

4.3 Placket

- 4.3.1 Continuous Placket
- 4.3.2 Simple Shirt Placket
- 4.3.3 Shirt Placket with Facing
- 4.3.4 Buttons Placement

4.4 Neckline Facings

- 4.4.1 Bias Strip
- 4.4.2 Preparation of Bias Strip
- 4.4.3 Neckline Finished with Bias Binding/Extended Facing
- 4.4.4 Neckline Finished With Bias Facing
- 4.4.5 Neck Line Finished With Shaped Facing

4.5 Sleeve Attachment

- 4.5.1 Steps of Construction of sleeve
- 4.5.2 Cuffs

