


UNIT 1 : Rashtriya Shayar

Grandpa's glasses



- (1) Can you guess the story in the given picture? Well, read the poem to know the story:

Where are my glasses?

Are they on table?

No, dear grandpa!

They are not there.

Are they in the box?

No, loving grandpa!

I don't see them there.

Are they under the cot?

Oh! No, grandpa?


I can't find them there.

Where are my glasses?

Will you get them please?

Oh! Poor grandpa!

They are on your nose.



❑ ‘Hot and cold’ રમત શિક્ષકની મદદથી રમો.

(2) જોગર તેના કુટુંબનો પરિચય આપે છે. વાંચો.

Hi! Friends. I am Jigar. When I go to school, my parents go to school too ! My father Rakeshbhai is a school principal. My mother Hemlataben is a teacher.

At home I have a younger brother and elder sister. Darshil, my brother is in class 3 and he likes playing with computer. Charmi – my elder sister is a Kabaddi player and she is in the district team. She is studying medicine.

Our parents used to work late but that is not a problem. You see our grand parents Amirbhai and Deviben care for us.

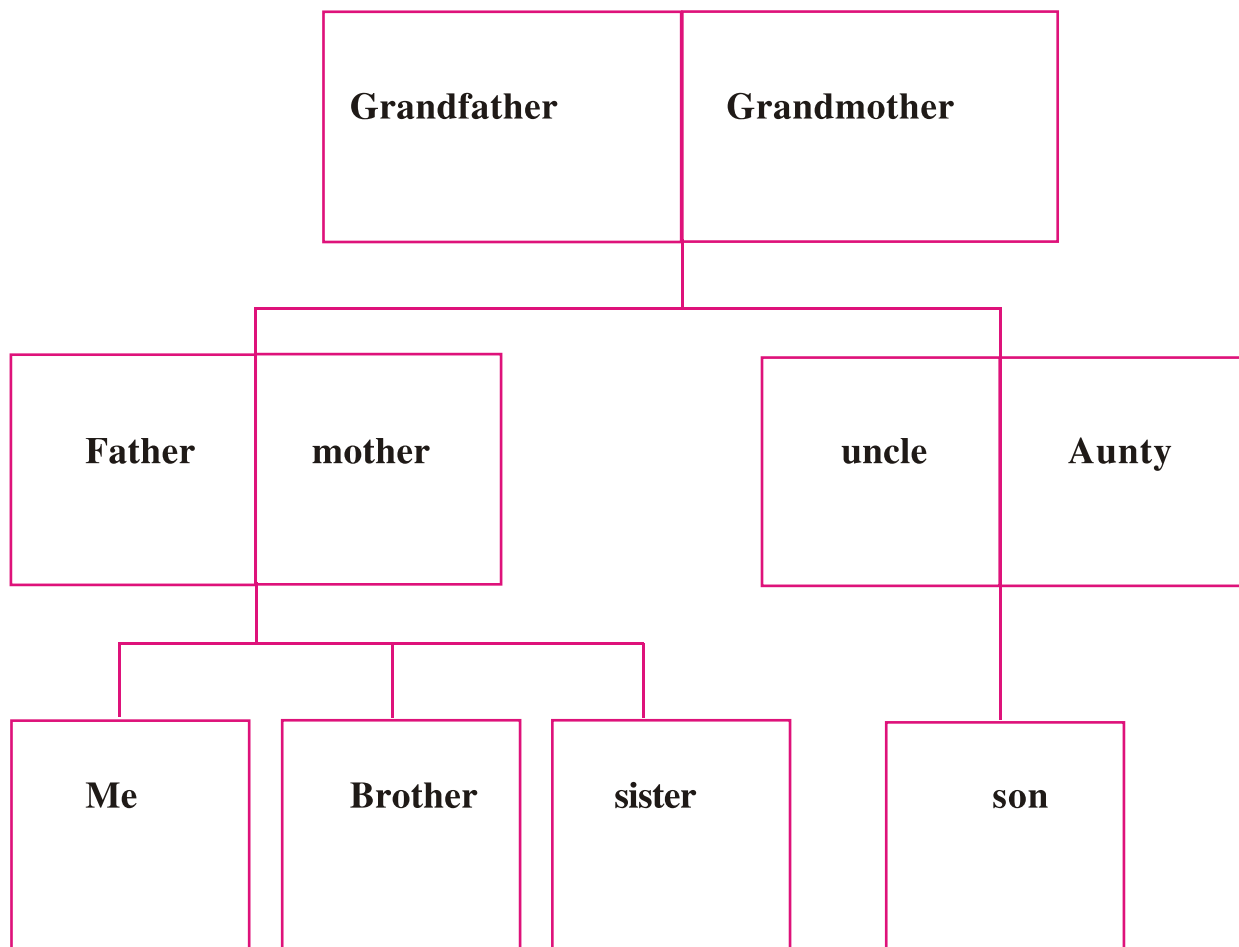
Every Sunday my cousin Nisarg visits us. He always comes with always new and fresh ideas. Sometimes these ideas put us into trouble! His parents Riteshbhai is an engineer and Rinaben is a house wife.

Really I am very lucky. I have a lovely family and I love them.

❑ હવે, જોગરે આપેલા કુટુંબ પરિચયને આધારે ટેબલ પૂર્ણ કરો.

Name	Relationship	Occupation
Rakeshbhai Parmar	father	
		a teacher
Darshil		a student
		Studying medicine
	Grandfather	
Deviben		
		an engineer.
Rinaben		housewife

- ❑ તમારે તમારા કુટુંબનો પરિચય આપવો હોય તો શું કહેશો ? પહેલા નીચેની જગ્યામાં તમારા કુટુંબના સભ્યોના નામ લખો.





❑ **Answer the following questions**

- (1) Who is your father ? _____
- (2) Who is your uncle ? _____
- (3) Who is your Grandmother ? _____
- (4) Who is your brother / sister ? _____
- (5) Who is your cousin ? _____


□ Write about your family here :

My family

(3) Look at the picture and fill in the gaps.



□ અહીં, બે છોકરીઓના ચિત્ર છે, તેમની તુલના નીચે આપેલ વાક્યોની મદદથી કરો.



- * She has oval face
- * She has short curly hair.
- * She is thin.
- * She is tall.
- * Her eyes are black.

- * She has round face.
- * She has long straight hair.
- * She is fat.
- * She is short.
- * Her eyes are brown.

- ❑ તમારા પિતરાઈની ઓળખ આપો. આપેલા વિકલ્પોમાંથી તેને લાગુ પડતો વિકલ્પ પસંદ કરો.

My cousin's name is _____. He/she is short/tall. He/She has curly/straight hair. His/her hair are long/short. I like/dislike his/her hair. His/Her eyes are black/brown. He/She has a round / oval face. He/She is fat/thin. He/she is active/lazy. He/She is found on playing cricket/kabaddi. He/She likes tea/coffee.

Write about your cousin here :

- ❑ ઉદાહરણ મુજબ કૌંસમાં આપેલ શબ્દની મદદથી પ્રશ્નો બનાવો.

(1) He is living in Rampur.

Where is he living ?

(2) He is doing homework. (What)

(3) He is living in Ahmedabad. (Where)

(4) She is going to school. (Where)

(5) Sneha is eating an apple. (Who, What)

(6) Maitri is playing hockey. (What)

(7) Vikas is going to home. (Where, Who)

(8) Pinal is buying apples. (Who, What)

(4) Do you like to draw a picture? Listen to your teacher and draw a picture here:

(5) Rashtriya Shayar



Jhaverchand Meghani was born in Chotila town, in surendranagar district. His father's name was Kalidas. His mother's name was Dholima. His father worked in police force. He had two brothers : Lalchand and Prabhashankar. He had two wives, Damyanti and Chitradevi. He had nine children, three daughters and six sons. He studied in Rajkot. He worked at "Crown Aluminium" factory at Belur near Kolkata. He returned to Saurashtra in 1922. He wrote 'Kavya Triputhi' based on Gandhiji. He translated some of Ravindranath Tagore's poems into Gujarati. He also translated few english poems. Mahatma Gandhi named him "Rashtriya Shayar". He was editor of 'The Phool Chhab' news paper. He is famous for the book "Saurashtra ni Rasdhar". We remember him for his Gujarati folk Literature.

Glossary

Folk — લોક

District — જિલ્લો

Literature – સાહિત્ય

Editor — સંપાદક

(1) Which is Meghani's famous book ?

(2) Where did Jhaverchand study ?

(3) Where did he work ?

(4) Give names of Meghani's parents.

(5) Why did Gandhiji address Meghani as “Rashtriya Shayar” ?

□ Let's look the details of the story; fill them in the given table.

Places	Characters	Action Word
Chotila	Jhaverchand	Work

(6) તમારા જિલ્લાનાં પ્રખ્યાત લેખક, કવિ અથવા લોકસાહિત્યકાર વિશે શાળા પુસ્તકાલયમાંથી તે અંગેનું પુસ્તક વાંચો અને અહીં નોંધ કરો.

(7) અહીં, નિર્સર્ગની શાળાનો એક પ્રસંગ છે. સંવાદ વાંચો અને મિત્રો સાથે ભજવો.

(Part – 1)

Principal : Students, we have SMC meeting at 4:00 pm on Friday.

Let's prepare some invitation cards for our members.

Student 1 : O.K. where is the material?

Teacher : Here it is. The card sheets, cutters, sketch pens

Student: 2 : O.K. what should be writing on the cards?

Teacher : It is similar to the letter writing. But don't forget to write date and time.

Student: 3 : O.K. shall we draw something on the other side?

Teacher : Yes, of course.

❑ **Do you want to prepare an invitation card for your SMC members? Here are the instructions. Read and make a card.**

1. Take a card sheet. Cut into rectangle.
2. Fold it half.
3. Draw a nice design on the front side of the card.
4. Leave a space to write details.
5. Write following details on the card.
6. Name:
7. Invitation for :
8. Place :
9. Date and Time :

(Part – 2)

Nisarg : Mom... papa...here is the invitation card for you.

Mom : What's for ?

Papa : Humm....It's for SMC meeting. Nice card.

Nisarg : Our teacher said that students of standard seven have prepared it.

Grandpa : Let me see it. Really it's a good card.

Mom : But, when is the SMC meeting?

Grandpa : It's on Friday, 4 pm.

Papa : So we can't go!

Mom : Yes, we have our jobs!

Grandma : Don't worry. I will go with your father.

Papa : That's good.

Nisarg : Yes, yes, dadi. I will show you my classroom.

Grandma : O.K. dear, Let me discuss with your dada about the meeting.

(Part – 3)

Principal : Thank you all. Your support is really very helpful to the school.

Nisarg's grandma : It's our duty, I want to meet my grandson's class teacher. may I ?

Principal : Sure. Dadi, wait till the class ends. The teachers will come to meet all SMC members and guardians.

Nisarg's grandma : O.K. we don't want to disturb the class. We will wait here.

(Part – 4)

Principal : Dadi, Mrs. Hemlataben is Nisarg's class teacher.

Hemlataben : Namaste, dadi.

Grandma : Namaste, Hemlataben. Please to see you. I wanted to know how is Nisarg doing?

Hemlataben : Oh ! Nisarg, he is a nice boy.

Grandma : But I am always a little worried. He is not doing well in his studies.

Hemlataben : No, Dadi. That's not the case. Nisarg is interested in art. He has a good sense of colours and lines. He does it very well.

Grandma : Well, you are right, madam. He makes good sketches.

Hemlataben : We should encourage and support his interest.

Grandma : That's right. Thank you for pointing this out.

Principal : There is Nisarg. “Nisarg, come in”.

Hemlataben : Nisarg, It was nice to talk with your grandma. She likes your sketches too.

Nisarg : Thank you ma’m.

Hemlataben : You are welcome, Nisarg. But next time make a sketch of your dadi, not of teachers.

Nisarg : O.K. Ma’m.

Grandma : What Nisarg? Are you being naughty here as well?

Hemlataben : No, no dadi. He is just having a little fun and making good drawing.

Grandma : Thank you for taking much care of my grand son. Now, come Nisarg, Let’s go. It was nice talking to you Hemlataben.

Hemlataben : Same here. Bye.

(8) Arrange the words and make the sentences meaningful.

(1) father/ grand/ My/ is/ very old.

(2) We/ in vacation/ visit / my auntie’s/ place.

(3) like / watching/ I/ movies.

(4) have/ I / cousins / five.

(5) Where/ work/ does/ your/ mother?

(□) અહીં, આપેલ કોઠામાં સરખા ઉચ્ચારવાળા શબ્દોની જોડીઓ છુપાયેલી છે. તેમને શોધો. દરેક જોડીને એકસરખા રંગથી રંગો. તેના આધારે રમૂજી વાક્યો બનાવો.

Eg. A toy broke a leg of a boy.

lake	house	rain	toy
ring	match	mice	pain
catch	king	thick	rice
boy	brick	cake	mouse

(9) તમે 'sorting machine' જોયું છે ? આ રહ્યું તેને ચાલુ કરો. શબ્દોને યોગ્ય Basket માં મૂકો.

