

Lesson 1



Let's recite:

The Toy Man

Toys! Toys! Toys!
Who'll buy my toys?
Some for boys
Some for girls
Toys! Toys! Toys!



☛ The teacher will first recite the rhyme.


☛ She/He will then help the learners recite it, first in chorus and then individually.

ACTIVITIES



1. Let's talk:

Work in groups and say what you do in your leisure time.

Now, look at the pictures and say what the children are doing:




Do you like playing with toys? Colour the toy you like and draw your favourite toy:




My favourite toy

2. Let's say and do:



3. Complete the bubbles in the picture. You may use words given in the box to say what you learnt so far:



- to recite and sing
- to work in pairs
- to read letters and words
- number names
- polite expressions
- to play roles
- to write the alphabet
- the sounds of the letters
- to draw what I understand
- to follow instructions
- to ask questions
-

4. Identify the objects in the picture. Say the names:



bat	hat	ball	doll	jug	zebra	shelf
shoes	orange	tomatoes	toy	boy	hen	helmet
ox	elephant	olive	star	umbrella	yo yo	ice cream
monkey	van	floor	tail	plate	trunk	wheel



cat	fish	kite	crow	nest	girl	balloon
tree	leaf	jackfruit	hut	dog	bin	table
parrot	wall	flower	sky	branch	frock	water
brick	hand	grass	pink	green	red	white

5. Let's revise and write letters in the boxes:

6. Write the missing letters. One is done for you:

A a	b	C	d
e	F	g	H
I	J	K	L
m	n	o	p
Q	r	s	T
u	V	w	X
Y	z		

7. Write the missing letters:

A a

b

C c

e

F

H h

I

k

L

n

O o

P

q

s

T

U u

v


X

y

z

8. Read aloud:

Mohan is a toy man.
He sells toys.
He also sells caps.
Children love him.



Now, complete the following:

Mohan is a _____.
He sells _____.
He also sells _____.
Children _____ him.


9. Read aloud:

toy	boy	dry	cry
fly	by	my	sky



10. Read aloud the words on the word wall. Listen for rhyming words and write them together in groups:

<u>cap</u>	<u>map</u>	<u>tap</u>
<u>by</u>	_____	_____
<u>took</u>	_____	_____
<u>hall</u>	_____	_____



buy	cap	look
hall	my	by
book	fall	map
tap	took	call

11. Listen and say:

Once upon a time

fell asleep

from place to place

a troop of monkeys

one hot sunny day

under a tree

left the place



playing with caps

12. Listen to the story:




The Cap Seller and the Monkeys

Once upon a time there was a cap seller. He moved from place to place to sell caps. One hot sunny day he sat down under a tree. He put his basket of caps near the tree. He was very tired and



soon fell asleep. A troop of monkeys came to the place. They took away the caps. The cap seller woke up after some time. He looked here and there. He saw a few monkeys playing with the caps on the tree.

He wanted his caps back. He made a plan. He took off his cap and threw it away. The monkeys also took off their caps and threw them away. His plan worked. He was very happy. He picked up the caps and left the place.



13. Say true or false:

- (a) A cap seller sells books.
- (b) The cap seller sat down under a tree.
- (c) A troop of monkeys came to the place.
- (d) He saw a few elephants playing with the caps.
- (e) He picked up the caps and soon fell asleep.

14. Let's recite:

Cobbler, cobbler, mend my shoe,
Get it done by half past two;
Stitch it up and stitch it down,
Then I'll give you half-a-crown.



A cobbler mends shoes.

15. Who am I?

Shoes shoes shoes
I mend shoes
Come one, come all
Bring your shoes.



16. Let's read:

A toy man sells toys.
A bookseller sells books.
An ice cream man sells ice cream.

17. Let's say and write:

(a) Who sells toys?

.....

(b) Who sells books?


.....

(c) Who sells ice cream?

.....




18. Put a tick (✓) on the things that you see in your classroom:



19. Look at these shapes. Listen and repeat:



a triangle




a rectangle



a square



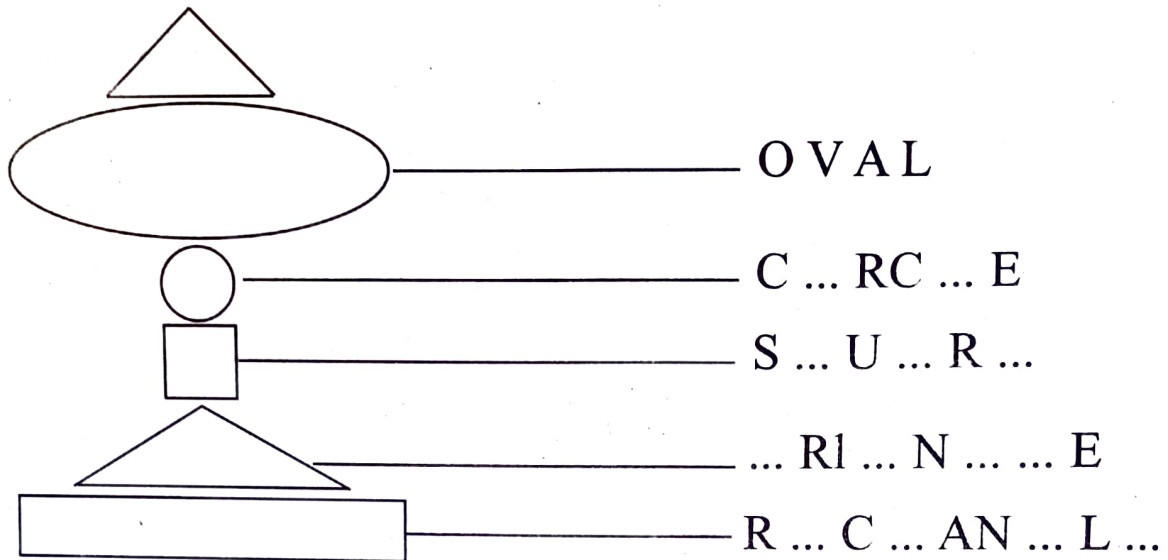
an oval



a circle



20. Fill in the blanks to complete the name of the shapes. Now, colour the shapes:



21. The word 'three' has the letters 'th' at the beginning. Listen to the beginning sound in the word 'three'. Now, listen to words beginning with the letters 'th' and repeat:

th

thirteen

thirty


thin

thick

things

throw

13



30

22. Let's read these sentences. Complete the sentences by drawing lines. One is done for you:

Once upon a time _____

He moved from _____

A troop of monkeys _____

The cap seller _____

The cap seller took off his cap _____

place to place _____

came to the place. _____

there was a cap seller. _____

and threw it away. _____

sat under a tree. _____

Now, write the sentences:

(a) Once upon a time there was a cap seller.



(b)

(c)

(d)

(e)

23. Read these sentences:



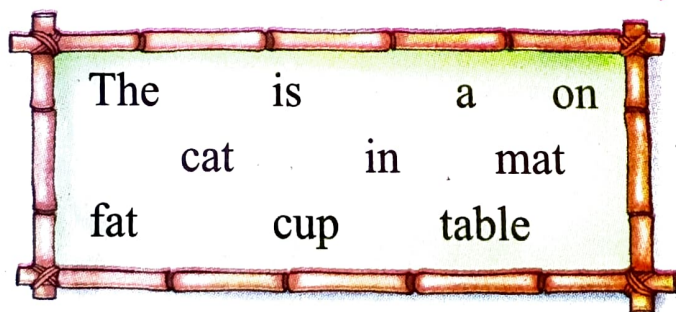
24. Let's choose words from the columns A,B,C,D and write sentences. One is done for you:

A	B	C	D
This	is	a	jug
That			jeep
			bat

Put a full stop at the end of the sentences:

This is a jug.

25. Read the words in the frame:



Now, make sentences using the words. One is done for you:

(a) The cup is on the table.

(b)

(c)

(d)