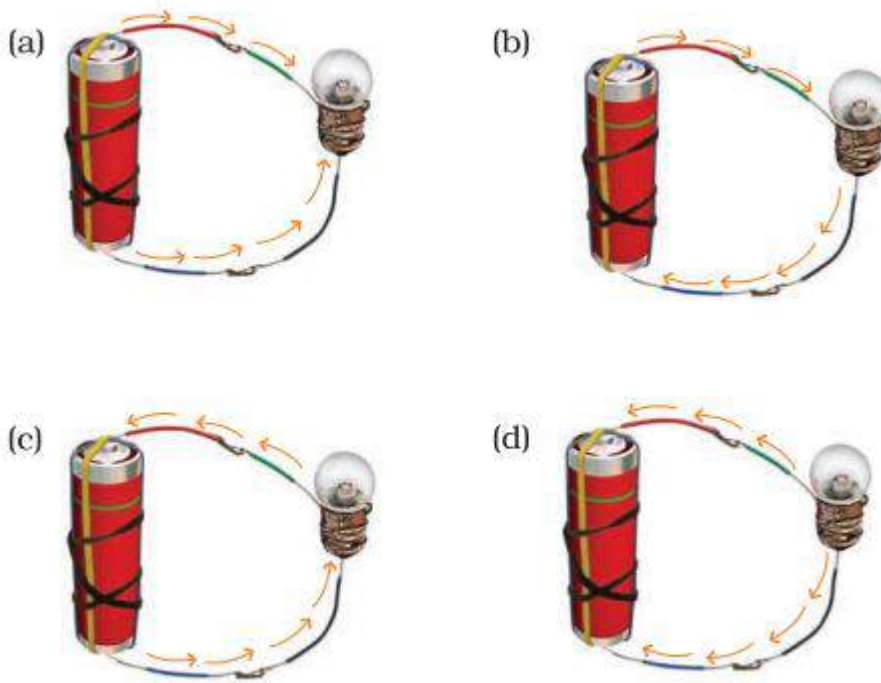


## Chapter - 12

### Electricity and Circuits

#### Multiple Choice Questions:

1. Choose from the options a, b, c and d given in the fig 12.1 which shows the correct direction of current.



**Fig. 12.1**

#### **Solution:**

(b): In an electric circuit, the direction of current flows from the positive terminal to the negative terminal of the electric cell.

2. Choose the incorrect statement.

- (a) A switch is the source of electric current in a circuit.
- (b) A switch helps to complete or break the circuit.
- (c) A switch helps us to use electricity as per our requirement.
- (d) When the switch is open there is an air gap between its terminals.

#### **Solution:**

(a): A switch is the source of electric current in a circuit.

An electric cell is the source of electric current in a circuit not the switch.

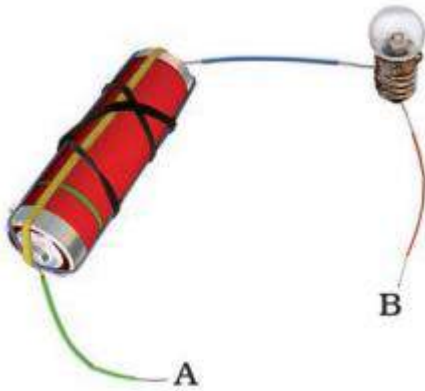
3. In an electric bulb, light is produced due to the glowing of

- (a) the glass case of the bulb
- (b) the thin filament
- (c) the thick wires supporting the filament
- (d) gases inside glass case of the bulb.

**Solution:**

(b): the thin filament

**4. In the following arrangement shown in fig 12.2, the bulb will not glow if the ends A and B are connected with**



**Fig. 12.2**


- (a) A steel spoon
- (b) A metal clip
- (c) A plastic clip
- (d) A copper wire

**Solution:**

(c): A plastic clip

Plastic clip is a poor conductor of electricity, it is an insulator.

**5. In the circuit shown in fig 12.3, when the switch is moved to 'ON' position,**



**Fig. 12.3**

- (a) the bulb A will glow first
- (b) the bulb B will glow first
- (c) the bulb C will glow first

**(d) all bulbs will glow together**

**Solution:**

(d): all bulbs will glow together

As soon as the circuit gets completed, current is found at every point in the circuit instantly.

**6. Filament of a torch bulb is**

**(a) a metal case**

**(b) metal tip at the centre of the base**

**(c) two thick wires**

**(d) a thin wire**

**Solution:**

(d): a thin wire

**7. Paheli is running short of connecting wires. To complete an electric circuit, she may use a**

**(a) glass bangle**

**(b) thick thread**

**(c) rubber pipe**


**(d) steel spoon**

**Solution:**

(d): steel spoon

Steel spoon is a good conductor of electricity. Hence we use steel spoon to complete an electric circuit.

**8. In which of the following circuits A, B and C given in fig 12.4, the cell will be used up very rapidly?**



**Fig. 12.4**

**Solution:**

In circuit A, the cell will be used up very rapidly.

9. Fig. 12.5 shows a bulb with its different parts marked as 1,2,3,4 and 5. Which of them label the terminals of the bulb?



**Fig. 12.5**


**Solution:**

Labels 3 and 4 are the terminals of the bulb.

**Short Answer Questions:**

10. You are provided with a bulb, a cell, a switch and some connecting wires. Draw a diagram to show the connections between them to make the bulb glow.

**Solution:**



11. Will the bulb glow in the circuit shown in fig 12.6 ? Explain.



**Fig. 12.6**

**Solution:**

No, the bulb will not glow in this circuit because the switch is open and the circuit is broken. Current flows only in a closed circuit.

**12. An electric bulb is connected to a cell through a switch as shown in fig 12.7. When the switch is brought in 'ON' position, the bulb does not glow. What could be the possible reason/s for it? Mention any two of them.**



**Fig. 12.7**

**Solution:**

When the switch is brought in 'ON' position, the bulb does not glow. There could be following reasons for it:

- (i) Loose connections.
- (ii) Connecting wires are broken.
- (iii) Cell is a used one.
- (iv) Bulb is fused.

**13. A torch requires 3 cells. Show the arrangement of the cells, with a diagram, inside the torch so that the bulb glows.**

**Solution:**



**14. When the chemicals in the electric cell are used up, the electric cell stops producing electricity. The electric cell is then replaced with a new one. In case of rechargeable batteries (such – as the type used in mobile phones, camera and inverters), they are used again and again. How?**

**Solution:**

Rechargeable batteries can be recharged by providing them appropriate current through secondary cells or storage cells.

**15. Paheli connected two bulbs to a cell as shown in fig 12.8,**



**Fig. 12.8**

She found that filament of bulb B is broken. Will the bulb A glow in this circuit?  
Give reason.

**Solution:**


No, the bulb will not glow in this circuit as the filament of bulb B is broken. Due to the breakage in the circuit current does not flow.

**16. Why do bulbs have two terminals?**

**Solution:**

A bulb has a tiny thin wire called filament which consists of two terminals to connect the filament within the circuit so that current can pass through it.

**17. Which of the following arrangement A, B, C and D given in fig 12.9 should not be set up? Explain, why?**



**Fig. 12.9**

**Solution:**

Arrangement A should not be set up since the current flows from negative terminal to positive terminal which will exhaust the cell very quickly as large current will flow through it.

**18. A fused bulb does not glow. Why?****Solution:**

A fused bulb does not glow since the filament inside it is broken and the circuit is incomplete.

**19. Paheli wanted to glow a torch bulb using a cell. She could not get connecting wires, instead, she got two strips of aluminium foil. Will she succeed? Explain, how?****Solution:**

Yes, Paheli will succeed. Aluminium foil being a good conductor of electricity it can be used as connecting wires for supply of electricity.

**Long Answer Questions:****20. Boojho has a cell and a single piece of connecting wire. Without cutting the wire in two, will he be able to make the bulb glow? Explain with the help of a circuit diagram.****Solution:**

Yes, he can succeed in getting the bulb glow by using the given arrangements.

He can connect by connecting to positive terminal of the cell directly from the second terminal of the bulb as given in figure. In this way, circuit will get completed without using another piece of connecting wire.



**21. Fig 12.10 A and B, show a bulb connected to a cell in two different ways.**



**Fig. 12.10**

**(i) What will be the direction of the current through the bulb in both the cases (Q to P or P to Q)?**

**(ii) Will the bulb glow in both the cases?**

**(iii) Does the brightness of the glowing bulb depend on the direction of current through it?**

**Solution:**

(i) In case of Q to P: the current flows from positive terminal to negative terminal.  
In case of P to Q: the current flows from negative terminal to positive terminal.

(ii) Yes, the bulb will glow in both the cases as the current is flowing and the circuit is complete.

(iii) No, the brightness of the glowing bulb does not depend on the direction of current through it. Amount of current and voltage in the circuit decides the brightness of the glowing bulb.

**22. Think of six activities which use electric current. Also name the devices used to perform the activity.**



Activity you perform	Device
Example : Get light	Torch
_____	-----
_____	-----
_____	-----
_____	-----
_____	-----

**Solution:**

	Activity you perform	Device
Example	Get light	Torch
	Make toast	Toaster
	Heat water	Geyser
	Listen to music	CD player
	Watch movies	Laptop/TV
	Cook food	Microwave/Heater

**23. A torch is not functioning, though contact points in the torch are in working condition. What can be the possible reasons for this? Mention any three.**

**Solution:**

The possible reasons for torch to not function could be

- (i) The switch may be faulty.
- (ii) The cells may not be placed in the correct order.
- (iii) The cells may have been used up.
- (iv) The filament may be fused in the bulb.