

## Lesson - IV

# SMALL LETTERS

- Show the pictures to your pupils and draw their attention to the words written below the pictures. Read the words aloud and ask the pupils repeat each word after you in chorus.
- Write the words on the blackboard. Let the pupils look at each word and pronounce it. Help them to read without the help of the pictures.

**a**



**apple**

**b**



**ball**

**c**



**cup**

**d**



**duck**

e




**eagle**

f



**fish**

g



**gun**

h



**hand**

i




**iron**

j




**jeep**

**k**




**kite**

**l**



**lion**

**m**



**mouse**

**n**



**nest**

**o**



**orange**

**p**



**pencil**



**q**



**queue**

**r**




**rose**

**s**



**swan**

**t**



**tree**

**u**



**uniform**

**v**



**violin**

**w**



**window**

**x**



**x-mas tree**

**y**



**yak**

**z**



**zoo**

Ask your pupils to complete the outlines of each picture and then colour it .



### Activity -1

- Read out a word from each column .
- Ask the pupils to listen, read and tick the word .

cup  
duck  
ball  
eagle  
kite  
queue

x-mas tree  
lion  
iron  
pencil  
violin

apple  
orange  
gun  
swan  
window  
uniform

fish  
nest  
zoo  
jeep

hand  
yak  
mouse  
rose

### Activity - 2

Ask your pupils to match the letter in Column 'A' with the word beginning with that letter in Column 'B'. Ask them to circle the letter. Two examples are done for them.

**A**

**B**

v	<b>violin</b>
	yak
u	violin
	uniform
b	ball
	eagle
k	kite
	rose
h	swan
	hand
c	cup
	nest
j	jeep
	zoo

**A**

**B**

z	mouse
	<b>zoo</b>
q	eagle
	queue
d	duck
	fish
w	window
	mouse
f	hand
	fish
y	yak
	apple
x	uniform
	x-mas tree



### Activity - 3



Ask your pupils to match the letter in Column 'A' with that letter in the word in Column 'B'. Ask them to circle the letter. Two examples are done for them.

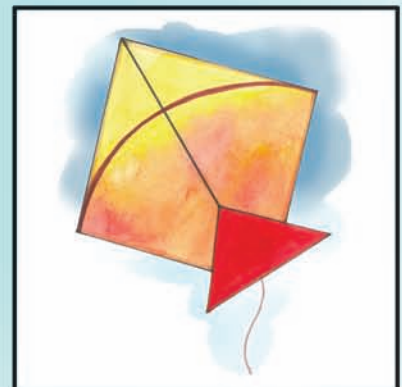

A	B	A	B
e	y a k	l	e a g l e
	n e s t		k i t e
a	b a l l	g	w i n d o w
	f i s h		o r a n g e
i	l i o n	n	r o s e
	j e e p		g u n
p	c u p	o	q u e u e
	k i t e		v i o l i n
t	s w a n	m	u n i f o r m
	n e s t		p e n c i l
r	t r e e	s	r o s e
	h a n d		a p p l e



#### Activity-4

Some pictures are given below . Show a picture to your pupils and ask them to say the word for it .





### Activity-5

Read out the first word as an example in each row and then ask your pupils to read out the other words in the row one by one.

*The aim of this activity is only to draw the pupils' attention to the sounds of the words, not to their meanings.*

fish

jeep

ball

zoo

kite

dish

beep

call

coo

bite

miss

deep

hall

moo

fight

kiss

keep

tall

too

light

### Activity - 6

- Given below are some pictures and words for them.
- Ask your pupils to match each picture with its word. Then ask them to say the word.

**Blade**

**Radio**

**Camera**

**Aeroplane**

**Television**

**Belt**

