


8 Decimals

8.1 Introduction

Savita and Shama were going to market to buy some stationary items.

Savita said, “I have 5 rupees and seventy five paise”.

Shama said, “I have 7 rupees and fifty paise”.



They knew how to write rupees and paise using decimals.

So Savita said, I have ₹ 5.75 and Shama said, “I have ₹ 7.50”.

Have they written correctly?

We know that the dot represents a decimal point.

In this chapter, we will learn more about working with decimals.

8.2 Tenths

Ravi and Raju measured the lengths of their pencils. Ravi’s pencil was 7 cm 5mm long and Raju’s pencil was 8 cm 3 mm long. Can you express these lengths in centimeter using decimals?

We know that 10 mm = 1 cm

Therefore, 1 mm = $\frac{1}{10}$ cm or one-tenth cm

Now, length of Ravi’s pencil = 7cm 5mm

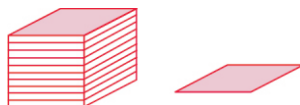
$$= 7 \frac{5}{10} \text{ cm i.e. 7cm and 5 tenths of a cm}$$

The length of Raju’s pencil = 8 cm 3 mm

$$= 8 \frac{3}{10} \text{ cm i.e. 8 cm and 3 tenths of a cm}$$

Let us recall what we have learnt earlier.

If we show units by blocks then one unit is one block, two units are two blocks and so on. One block divided into 10 equal parts means each part is $\frac{1}{10}$ (one-tenth) of a unit, 2 parts show 2 tenths and 5 parts show 5 tenths and so on. A combination of 2 blocks and 3 parts (tenths) will be recorded as :




Ones	Tenths
(1)	($\frac{1}{10}$)
2	3



Merry Math-VI

It can be written as 2.3 and read as two point three.

Let us look at another example where we have more than ‘ones’. Each tower represents 10 units. So, the number shown here is :



Tens	Ones	Tenths
(10)	(1)	($\frac{1}{10}$)
2	3	5

$$\text{i.e. } 20 + 3 + \frac{5}{10} = 23.5$$

This is read as ‘twenty three point five’.

Try These

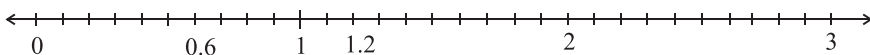
- Can you now write the following as decimals?

Hundreds (100)	Tens (10)	Ones (1)	Tenths ($\frac{1}{10}$)
5	3	8	1
2	7	3	4
3	5	4	6

- Write the lengths of Ravi’s and Raju’s pencils in ‘cm’ using decimals.
- Make three more examples similar to the one given in question 1 and solve them.

We represented fractions on a number line. Let us now represent decimals too on a number line. Let us represent 0.6 on a number line.

We know that 0.6 is more than zero but less than one. There are 6 tenths in it. Divide the unit length between 0 and 1 into 10 equal parts and take 6 parts as shown below :



Write five numbers between 0 and 1 and show them on the number line.

Can you now represent 2.3 on a number line? Check, how many ones and tenths are there in 2.3. Where will it lie on the number line?

Show 1.2 on the number line.

Example 1 : Write the following numbers in the place value table :

(a) 20.5 (b) 4.2

Solution : Let us make a common place value table, assigning appropriate place value to the digits in the given numbers.

We have,

	Tens (10)	Ones (1)	Tenths ($\frac{1}{10}$)
20.5	2	0	5
4.2	0	4	2

Example 2 : Write each of the following as decimals :

(a) Two ones and five-tenths

(b) Thirty and one-tenth

Solution : (a) Two ones and 5-tenths

$$= 2 + \frac{5}{10} = 2.5$$

(b) Thirty and one-tenths

$$= 30 + \frac{1}{10} = 30.1$$

Example 3 : Write each of the following as decimals :

(a) $30 + 6 + \frac{2}{10}$ (b) $600 + 2 + \frac{8}{10}$

Solution : (a) $30 + 6 + 1 \frac{2}{10}$

How many tens, ones and tenths are there in this number?

We have 3 tens, 6 ones and 2 tenths.

Therefore, the decimal representation is 36.2.

(b) $600 + 2 + \frac{8}{10}$

Note that it has 6 hundreds, no tens, 2 ones and 8 tenths.

Therefore, the decimal representation is 602.8

Fractions as decimals

We have already seen how a fraction with denominator 10 can be represented using decimals.

Let us now try to find decimal representation of (a) $\frac{22}{10}$ (b) $\frac{1}{2}$

(a) We know that, $\frac{22}{10} = \frac{20+2}{10} = \frac{20}{10} + \frac{2}{10} = 2 + \frac{2}{10} = 2.2$



Merry Math-VI

Therefore, $\frac{22}{10} = 2.2$ (in decimal notation.)

(b) In $\frac{1}{2}$, the denominator is 2. For writing in decimal notation, the denominator should be 10. We already know how to make an equivalent fraction. So, $\frac{1}{2} = \frac{1 \times 5}{2 \times 5} = \frac{5}{10} = 0.5$

Therefore, $\frac{1}{2}$ is 0.5 in decimal notation.

Try These

Write $\frac{3}{2}$, $\frac{4}{5}$, $\frac{8}{5}$ in decimal notation.

Decimals as fractions

Till now we have learnt how to write fractions with denominators 10, 2 or 5 as decimals. Can we write a decimal number like 1.2 as a fraction?

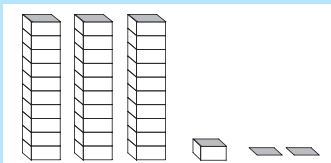
Let us see

$$\begin{aligned} 1.2 &= 1 + \frac{2}{10} \\ &= \frac{10}{10} + \frac{2}{10} = \frac{12}{10} \end{aligned}$$

EXERCISE 8.1

1. Write the following as numbers in the given table.

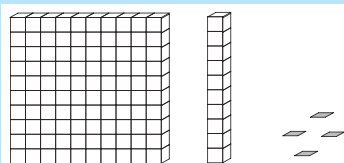
(a)



Tens

Ones Tenth

(b)



Hundreds

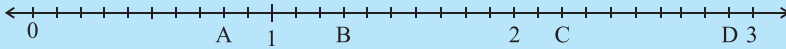
Tens

Tenth

Hundreds (100)	Tens (10)	Ones (1)	Tenths ($\frac{1}{10}$)

2. Write the following decimals in the place value table.
 (a) 19.4 (b) 0.3 (c) 10.6 (d) 205.9
3. Write each of the following as decimals :
 a) Seven-tenths
 b) Two tens and nine-tenths
 c) Fourteen point six
 d) One hundred and two ones
 e) Six hundred point eight
4. Write each of the following as decimals:
 (a) $\frac{5}{10}$ (b) $3 + \frac{7}{10}$ (c) $200 + 60 + 5 + \frac{1}{10}$ (d) $\frac{36}{10}$ (e) $70 + \frac{8}{10}$
 (f) $\frac{88}{10}$ (g) $4 \frac{2}{10}$ (h) $\frac{3}{2}$ (i) $\frac{2}{5}$ (j) $\frac{12}{5}$ (k) $3 \frac{3}{5}$ (l) $4 \frac{1}{2}$
5. Write the following decimals as fractions. Reduce the fractions to lowest form.
 (a) 0.6 (b) 2.5 (c) 1.0 (d) 3.8
 (e) 13.7 (f) 21.2 (g) 6.4
6. Express the following as cm using decimals.
 (a) 2 mm (b) 30 mm (c) 116 mm (d) 4 cm 2 mm
 (e) 162 mm (f) 83 mm
7. Between which two whole numbers on the number line are the given numbers?
 Which of these whole numbers is nearer the number?
 (a) 0.8 (b) 5.1 (c) 2.6 (d) 6.4 (e) 9.0 (f) 4.9
8. Show the following numbers on the number line.
 (a) 0.2 (b) 1.9 (c) 1.1 (d) 2.5

9. Write the decimal number represented by the points on the given number line: A, B, C, D




- 10.(a) The length of Ramesh's notebook is 9 cm 5 mm. What will be its length in cm?
- (b) The length of a young gram plant is 65 mm. Express its length in cm.

8.3 Hundredths

David was measuring the length of his room. He found that the length of his room is 4 m and 25 cm.

He wanted to write the length in meters. Can you help him? What part of a meter will be one centimeter?



$1 \text{ cm} = \frac{1}{100} \text{ m}$ or one-hundredth of a metre.

This means $25 \text{ cm} = \frac{25}{100} \text{ m}$

Now $\frac{1}{100}$ means 1 part out of 100 parts of a whole.

As we have done for $\frac{1}{10}$, let us try to show this pictorially.

Take a square and divide it into ten equal parts.
What part is the shaded rectangle of this square?

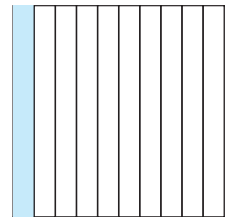


Fig. (i)

It is $\frac{1}{10}$ or one-tenth or 0.1, see Fig (i).

Now divide each such rectangle into ten equal parts.

We get 100 small squares as shown in Fig (ii).

Then what fraction is each small square of the whole square?

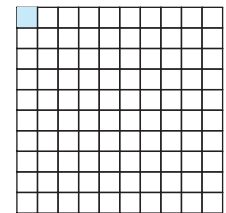
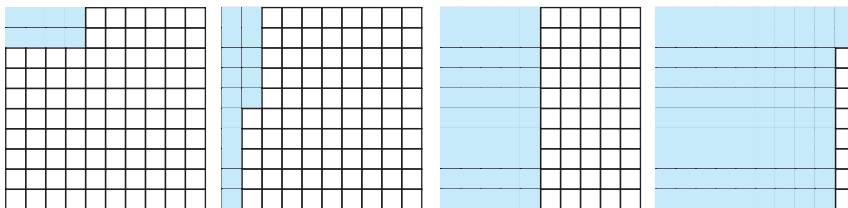


Fig. (ii)

Each small square is $\frac{1}{100}$ or one-hundredth of the whole square. In decimal notation, we write $\frac{1}{100} = 0.01$ and read it as zero point zero one.

What part of the whole square is the shaded portion, if we shade 8 squares, 15 squares, 50 squares, 92 squares of the whole square?

Take the help of following figures to answer.



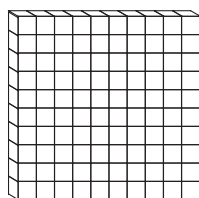
Shaded portions	Ordinary fraction	Decimal number
8 squares	$\frac{8}{100}$	0.08
15 squares	$\frac{15}{100}$	0.15
50 squares	_____	_____
92 squares	_____	_____

Let us look at some more place value tables.

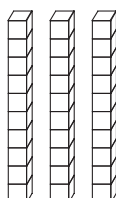
Ones (1)	Tenths ($\frac{1}{10}$)	Hundredths ($\frac{1}{100}$)
2	4	3

The number shown in the table above is $2 + \frac{4}{10} + \frac{3}{100}$. In decimals, it is written as 2.43, which is read as ‘two point four three’.

Example 4: Fill the blanks in the table using ‘block’ information given below and write the corresponding number in decimal form.



1 hundred blocks




3 ten blocks



2 unit blocks



1 tenth blocks



5 hundredth blocks



Solution :

Hundreds (100)	Tens (10)	Ones (1)	Tenths ($\frac{1}{10}$)	Hundredths ($\frac{1}{100}$)
1	3	2	1	5

Merry Math-VI

The number is $100 + 30 + 2 + \frac{1}{10} + \frac{5}{100} = 132.15$

Example 5 : Fill the blanks in the table and write the corresponding number in decimal form using ‘block’ information given below.



Ones (1)	Tenths ($\frac{1}{10}$)	Hundredths ($\frac{1}{100}$)

Solution : Therefore, the number is 1.42

Ones (1)	Tenths ($\frac{1}{10}$)	Hundredths ($\frac{1}{100}$)
1	4	2

Example 6 : Given the place value table, write the number in decimal form.

Hundreds (100)	Tens (10)	Ones (1)	Tenths ($\frac{1}{10}$)	Hundredths ($\frac{1}{100}$)
2	4	3	2	5

Solution : The number is $2 \times 100 + 4 \times 10 + 3 \times 1 + 2 \times \frac{1}{10} + 5 \times \frac{1}{100}$
 $= 200 + 40 + 3 + \frac{2}{10} + \frac{5}{100} = 243.25$

We can see that as we go from left to right, at every step the multiplying factors becomes $\frac{1}{10}$ of the previous factor. The first digit 2 is multiplied by 100; the next digit 4 is multiplied by 10 i.e. ($\frac{1}{10}$ of 100); the next digit 3 is multiplied by 1. After this, the next multiplying factor is $\frac{1}{10}$; and then it is $\frac{1}{100}$ i.e. ($\frac{1}{10}$ of $\frac{1}{10}$).

The decimal point comes between ones place and tenths place in a decimal number.

It is now natural to extend the place value table further, from hundredths to ($\frac{1}{10}$ of hundredths) i.e. thousandths.

Let us solve some examples.

Example 7 : Write as decimals.

$$(a) \frac{4}{5} \quad (b) \frac{3}{4} \quad (c) \frac{7}{1000}$$

Solution : (a) We have to find a fraction equivalent to $\frac{4}{5}$ whose denominator is 10.

$$\frac{4}{5} = \frac{4 \times 2}{5 \times 2} = \frac{8}{10} = 0.8$$

(b) Here, we have to find a fraction equivalent to $\frac{3}{4}$ with denominator 10 or 100. There is no whole number that gives 10 on multiplying by 4, therefore, we make the denominator 100 and we have,

$$\frac{3}{4} = \frac{3 \times 25}{4 \times 25} = \frac{75}{100} = 0.75$$

$$\therefore \frac{75}{100} = \frac{70+5}{100} = \frac{7}{10} + \frac{5}{100}$$

(c) $\frac{7}{1000}$, here since the tenth and the hundredth place is zero.

Therefore, we write $\frac{7}{1000} = 0.007$

Example 8 : Write as fractions in lowest terms.

$$(a) 0.04 \quad (b) 2.34 \quad (c) 0.342$$

Solution : (a) $0.04 = \frac{4}{100} = \frac{1}{25}$

$$(b) 2.34 = 2 + \frac{34}{100} = 2 + \frac{34 \div 2}{100 \div 2} = 2 + \frac{17}{50} = 2 \frac{17}{50}$$

$$(c) 0.342 = \frac{342}{1000} = \frac{342 \div 2}{1000 \div 2} = \frac{171}{500}$$

Example 9 : Write each of the following as a decimal.

$$(a) 200 + 30 + 5 + \frac{2}{10} + \frac{9}{100} \quad (b) 50 + \frac{1}{10} + \frac{6}{100}$$

$$(c) 16 + \frac{3}{10} + \frac{5}{1000}$$

Solution : (a) $200 + 30 + 5 + \frac{2}{10} + \frac{9}{100}$
 $= 235 + 2 \times \frac{1}{10} + 9 \times \frac{1}{100}$
 $= 235.29$

Merry Math-VI

$$\begin{aligned} \text{(b)} \quad & 50 + \frac{1}{10} + \frac{6}{100} \\ & = 50 + 1 \times \frac{1}{10} + 6 \times \frac{1}{100} \\ & = 50.16 \end{aligned}$$

$$\begin{aligned} \text{(c)} \quad & 16 + \frac{3}{10} + \frac{5}{1000} \\ & = 16 + 3 \times \frac{1}{10} + 0 \times \frac{1}{100} + 5 \times \frac{1}{1000} = 16.305 \end{aligned}$$

Example 10 : Write each of the following as a decimal.

- (a) Three hundred six and seven-hundredths
- (b) Eleven point two three five
- (c) Nine and twenty five thousandths

Solution : (a) Three hundred six and seven-hundredths

$$\begin{aligned} & = 306 + \frac{7}{100} \\ & = 306 + 0 \times \frac{1}{10} + 7 \times \frac{1}{100} = 306.07 \end{aligned}$$

(b) Eleven point two three five = 11.235

$$\text{(c) Nine and twenty five thousandths} = 9 + \frac{25}{1000}$$

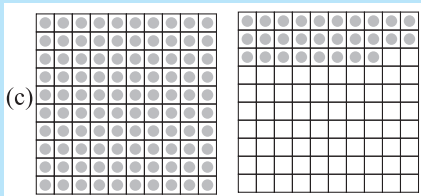
$$(25 \text{ thousandths}) = \frac{25}{1000} = \frac{20}{1000} + \frac{5}{1000} = \frac{2}{100} + \frac{5}{1000}$$

$$\text{Therefore, number} = 9 + \frac{0}{10} + \frac{2}{100} + \frac{5}{1000} = 9.025$$

EXERCISE 8.2

1. Complete the table with the help of these boxes and use decimals to write the number.

<p>(a)</p> <table border="1" style="width: 100%; height: 100px; border-collapse: collapse;"> <tr><td>●</td><td>●</td><td>●</td><td> </td><td> </td><td> </td><td> </td><td> </td><td> </td><td> </td></tr> <tr><td>●</td><td>●</td><td>●</td><td> </td><td> </td><td> </td><td> </td><td> </td><td> </td><td> </td></tr> <tr><td>●</td><td>●</td><td>●</td><td> </td><td> </td><td> </td><td> </td><td> </td><td> </td><td> </td></tr> <tr><td>●</td><td>●</td><td>●</td><td> </td><td> </td><td> </td><td> </td><td> </td><td> </td><td> </td></tr> <tr><td>●</td><td>●</td><td>●</td><td> </td><td> </td><td> </td><td> </td><td> </td><td> </td><td> </td></tr> <tr><td>●</td><td>●</td><td>●</td><td> </td><td> </td><td> </td><td> </td><td> </td><td> </td><td> </td></tr> <tr><td>●</td><td>●</td><td>●</td><td> </td><td> </td><td> </td><td> </td><td> </td><td> </td><td> </td></tr> <tr><td>●</td><td>●</td><td>●</td><td> </td><td> </td><td> </td><td> </td><td> </td><td> </td><td> </td></tr> <tr><td>●</td><td>●</td><td>●</td><td> </td><td> </td><td> </td><td> </td><td> </td><td> </td><td> </td></tr> <tr><td>●</td><td>●</td><td>●</td><td> </td><td> </td><td> </td><td> </td><td> </td><td> </td><td> </td></tr> </table>	●	●	●								●	●	●								●	●	●								●	●	●								●	●	●								●	●	●								●	●	●								●	●	●								●	●	●								●	●	●								<p>(b)</p> <table border="1" style="width: 100%; height: 100px; border-collapse: collapse;"> <tr><td>●</td><td>●</td><td>●</td><td>●</td><td>●</td><td>●</td><td>●</td><td>●</td><td>●</td><td>●</td></tr> <tr><td>●</td><td>●</td><td>●</td><td>●</td><td>●</td><td>●</td><td>●</td><td>●</td><td>●</td><td>●</td></tr> <tr><td>●</td><td>●</td><td>●</td><td>●</td><td>●</td><td>●</td><td>●</td><td>●</td><td>●</td><td>●</td></tr> <tr><td>●</td><td>●</td><td>●</td><td>●</td><td>●</td><td>●</td><td>●</td><td>●</td><td>●</td><td>●</td></tr> <tr><td>●</td><td>●</td><td>●</td><td>●</td><td>●</td><td>●</td><td>●</td><td>●</td><td>●</td><td>●</td></tr> <tr><td>●</td><td>●</td><td>●</td><td>●</td><td>●</td><td>●</td><td>●</td><td>●</td><td>●</td><td>●</td></tr> <tr><td>●</td><td>●</td><td>●</td><td>●</td><td>●</td><td>●</td><td>●</td><td>●</td><td>●</td><td>●</td></tr> <tr><td>●</td><td>●</td><td>●</td><td>●</td><td>●</td><td>●</td><td>●</td><td>●</td><td>●</td><td>●</td></tr> <tr><td>●</td><td>●</td><td>●</td><td>●</td><td>●</td><td>●</td><td>●</td><td>●</td><td>●</td><td>●</td></tr> <tr><td>●</td><td>●</td><td>●</td><td>●</td><td>●</td><td>●</td><td>●</td><td>●</td><td>●</td><td>●</td></tr> </table>	●	●	●	●	●	●	●	●	●	●	●	●	●	●	●	●	●	●	●	●	●	●	●	●	●	●	●	●	●	●	●	●	●	●	●	●	●	●	●	●	●	●	●	●	●	●	●	●	●	●	●	●	●	●	●	●	●	●	●	●	●	●	●	●	●	●	●	●	●	●	●	●	●	●	●	●	●	●	●	●	●	●	●	●	●	●	●	●	●	●	●	●	●	●	●	●	●	●	●	●	<table border="1" style="width: 100%; height: 100px; border-collapse: collapse;"> <tr><td>●</td><td>●</td><td>●</td><td>●</td><td>●</td><td>●</td><td>●</td><td>●</td><td>●</td><td>●</td></tr> <tr><td>●</td><td>●</td><td>●</td><td>●</td><td>●</td><td>●</td><td>●</td><td>●</td><td>●</td><td>●</td></tr> <tr><td>●</td><td>●</td><td>●</td><td>●</td><td>●</td><td>●</td><td>●</td><td>●</td><td>●</td><td>●</td></tr> <tr><td>●</td><td>●</td><td>●</td><td>●</td><td>●</td><td>●</td><td>●</td><td>●</td><td>●</td><td>●</td></tr> <tr><td> </td><td> </td><td> </td><td> </td><td> </td><td> </td><td> </td><td> </td><td> </td><td> </td></tr> <tr><td> </td><td> </td><td> </td><td> </td><td> </td><td> </td><td> </td><td> </td><td> </td><td> </td></tr> <tr><td> </td><td> </td><td> </td><td> </td><td> </td><td> </td><td> </td><td> </td><td> </td><td> </td></tr> <tr><td> </td><td> </td><td> </td><td> </td><td> </td><td> </td><td> </td><td> </td><td> </td><td> </td></tr> <tr><td> </td><td> </td><td> </td><td> </td><td> </td><td> </td><td> </td><td> </td><td> </td><td> </td></tr> <tr><td> </td><td> </td><td> </td><td> </td><td> </td><td> </td><td> </td><td> </td><td> </td><td> </td></tr> </table>	●	●	●	●	●	●	●	●	●	●	●	●	●	●	●	●	●	●	●	●	●	●	●	●	●	●	●	●	●	●	●	●	●	●	●	●	●	●	●	●																																																												
●	●	●																																																																																																																																																																																																																																																																																																												
●	●	●																																																																																																																																																																																																																																																																																																												
●	●	●																																																																																																																																																																																																																																																																																																												
●	●	●																																																																																																																																																																																																																																																																																																												
●	●	●																																																																																																																																																																																																																																																																																																												
●	●	●																																																																																																																																																																																																																																																																																																												
●	●	●																																																																																																																																																																																																																																																																																																												
●	●	●																																																																																																																																																																																																																																																																																																												
●	●	●																																																																																																																																																																																																																																																																																																												
●	●	●																																																																																																																																																																																																																																																																																																												
●	●	●	●	●	●	●	●	●	●																																																																																																																																																																																																																																																																																																					
●	●	●	●	●	●	●	●	●	●																																																																																																																																																																																																																																																																																																					
●	●	●	●	●	●	●	●	●	●																																																																																																																																																																																																																																																																																																					
●	●	●	●	●	●	●	●	●	●																																																																																																																																																																																																																																																																																																					
●	●	●	●	●	●	●	●	●	●																																																																																																																																																																																																																																																																																																					
●	●	●	●	●	●	●	●	●	●																																																																																																																																																																																																																																																																																																					
●	●	●	●	●	●	●	●	●	●																																																																																																																																																																																																																																																																																																					
●	●	●	●	●	●	●	●	●	●																																																																																																																																																																																																																																																																																																					
●	●	●	●	●	●	●	●	●	●																																																																																																																																																																																																																																																																																																					
●	●	●	●	●	●	●	●	●	●																																																																																																																																																																																																																																																																																																					
●	●	●	●	●	●	●	●	●	●																																																																																																																																																																																																																																																																																																					
●	●	●	●	●	●	●	●	●	●																																																																																																																																																																																																																																																																																																					
●	●	●	●	●	●	●	●	●	●																																																																																																																																																																																																																																																																																																					
●	●	●	●	●	●	●	●	●	●																																																																																																																																																																																																																																																																																																					



	Ones	Tenths	Hundredths	Number
(a)				
(b)				
(c)				

2. Write the numbers given in the following place value table in decimal form.

	Hundreds 100	Tens 10	Ones 1	Tenths $\frac{1}{10}$	Hundredths $\frac{1}{100}$	Thousandths $\frac{1}{1000}$
(a)	0	0	3	2	5	0
(b)	1	0	2	6	3	0
(c)	0	3	0	0	2	5
(d)	2	1	1	9	0	2
(e)	0	1	2	2	4	1

3. Write the following decimals in the place value table.

(a) 0.29 (b) 2.08 (c) 19.60 (d) 148.32
(e) 200.812

4. Write each of the following as decimals.

(a) $20 + 9 + \frac{4}{10} + \frac{1}{100}$ (b) $30 + \frac{4}{10} + \frac{8}{100} + \frac{3}{1000}$
(c) $137 + \frac{5}{100}$ (d) $\frac{7}{10} + \frac{6}{100} + \frac{4}{1000}$
(e) $23 + \frac{2}{10} + \frac{6}{1000}$ (f) $700 + 20 + 5 + \frac{9}{100}$

5. Write each of the following decimals in words.

(a) 0.03 (b) 1.20 (c) 17.38 (d) 108.56
(e) 10.07 (f) 210.109 (g) 0.032 (h) 5.008

6. Between which two numbers in tenths place on the number line does each of the given number lie?

(a) 0.06 (b) 0.45 (c) 0.19 (d) 0.66 (e) 0.92 (f) 0.57
(g) 0.03 (h) 0.20

7. Write as fractions in lowest terms.

(a) 0.60 (b) 0.05 (c) 0.75 (d) 0.18 (e) 0.25 (f) 0.82
(g) 0.004 (h) 0.125 (i) 0.066


Merry Math-VI

8.4 Comparing Decimals


Can you tell which is greater, 0.07 or 0.1?

Take two pieces of square papers of the same size. Divide them into 100 equal parts. For 0.07 we have to shade 7 parts out of 100.

Now, $0.1 = \frac{1}{10} = \frac{10}{100}$, so for 0.1, shade 10 parts out of 100.



$$0.07 = \frac{7}{100}$$



$$0.1 = \frac{1}{10} = \frac{10}{100}$$

This means $0.1 > 0.07$

Let us now compare the numbers 32.55 and 32.5. In this case, we first compare the whole part. We see that the whole part for both the numbers is 32 and, hence equal.

We, however, know that the two numbers are not equal. So, we now compare the tenth part. We find that for 32.55 and 32.5, the tenth part is also equal, then we compare the hundredth part. We find

$$32.55 = 32 + \frac{5}{10} + \frac{5}{100} \text{ and } 32.5 = 32 + \frac{5}{10} + \frac{0}{100}$$

Therefore, $32.55 > 32.5$ as the hundredth part of 32.55 is more.

Try These

Compare

- (i) 1.82 and 1.823 (ii) 5.7 and 4.9
(iii) 6.05 and 6.50 (iv) 3.15 and 3.18

Example 11 : Which is greater?

- (a) 0.7 or 0.78 (b) 1 or 0.99 (c) 1.09 or 1.093

Solution : (a) $0.7 = \frac{7}{10} + \frac{0}{100}$ $0.78 = \frac{7}{10} + \frac{8}{100}$

The hundredth part of 0.78 is greater than that of 0.7

Therefore, $0.78 > 0.7$

$$(b) 1 = 1 + \frac{0}{10} + \frac{0}{100} \quad 0.99 = 0 + \frac{9}{10} + \frac{9}{100}$$

The whole part of 1 is greater than that of 0.99.

Therefore, $1 > 0.99$

$$(c) 1.09 = 1 + \frac{0}{10} + \frac{9}{100} + \frac{0}{1000}$$

$$1.093 = 1 + \frac{0}{10} + \frac{9}{100} + \frac{3}{1000}$$

In this case, the two numbers have same parts upto hundredth.

But the thousandths part of 1.093 is greater than that of 1.09.

Therefore, $1.093 > 1.09$.

EXERCISE 8.3

1. Which is greater?

(a) 0.3 or 0.4

(b) 0.07 or 0.02

(c) 3 or 0.8

(d) 0.5 or 0.05

(e) 0.052 or 0.11

(f) 2.012 or 0.99

(g) 1 or 0.89

(h) 1.23 or 1.2

(i) 0.099 or 0.19

(j) 1.5 or 1.50

(k) 1.431 or 1.490

(l) 3.3 or 3.300

(m) 5.64 or 5.603

(n) 1.008 or 1.800

(o) 1.52 or 2.05

(p) Make five more examples and find the greatest number from them.

8.5 Using Decimals

8.5.1 Money

We know that 100 paisa = Re 1

Therefore, 1 paisa = $\frac{1}{100}$ Re = 0.01 Re

So, 65 paisa = $\frac{65}{100}$ Re = 0.65 Re

and 5 paisa = $\frac{5}{100}$ Re = 0.05 Re

What is 105 paise? It is Re 1 and 5 paise = Rs 1.05

Try These

(i) Write 2 rupees 5 paise and 2 rupees 50 paise in decimals?

(ii) Write 20 rupees 7 paise and 21 rupees 75 paise in decimals?



8.5.2 Length

Mahesh wanted to measure the length of his table top in meters. He had a 50 cm scale. He found that the length of the table top was 156 cm. What will be its length in meters?

Mahesh knew that


$$1 \text{ cm} = \frac{1}{100} \text{ m or } 0.01 \text{ m}$$

$$\text{Therefore, } 56 \text{ cm} = \frac{56}{100} \text{ m} = 0.56 \text{ m}$$


$$\begin{aligned} \text{Thus, the length of the table top is } 156 \text{ cm} &= 100 \text{ cm} + 56 \text{ cm} \\ &= 1 \text{ m} + \frac{56}{100} \text{ m} = 1.56 \text{ m.} \end{aligned}$$



Mahesh also wants to represent this length pictorially. He took squared papers of equal size and divided them into 100 equal parts. He considered each small square as one cm.



100 cm



56 cm

Try These

1. Can you write 4 mm in 'cm' using decimals?
2. How will you write 7cm 5 mm in 'cm' using decimals?
3. Can you now write 52 m as 'km' using decimals? How will you write 340 m as 'km' using decimals? How will you write 2008 m in 'km'?

8.5.3 Weight

Nandu bought 500g potatoes, 250g capsicum, 700g onions, 500g tomatoes, 100g ginger and 300g radish. What is the total weight of the vegetables in the bag? Let us add the weight of all the vegetables in the bag.


$$500 \text{ g} + 250 \text{ g} + 700 \text{ g} + 500 \text{ g} + 100 \text{ g} + 300 \text{ g} = 2350 \text{ g}$$

We know that $1000 \text{ g} = 1 \text{ kg}$

$$\text{Therefore, } 1 \text{ g} = \frac{1}{1000} \text{ kg} = 0.001 \text{ kg}$$

$$\text{Thus, } 2350 \text{ g} = 2000 \text{ g} + 350 \text{ g} = \frac{2000}{1000} \text{ kg} + \frac{350}{1000} \text{ kg}$$

$$= 2 \text{ kg} + 0.350 \text{ kg (Since } \frac{1}{1000} \text{ kg} = 0.001 \text{ kg)} = 2.350 \text{ kg}$$



i.e. $2350\text{ g} = 2\text{ kg } 350\text{ g} = 2.350\text{ kg}$

Thus, the weight of vegetables in Nandu's bag is 2.350 kg .

Try These

1. Can you now write 456g as 'kg' using decimals?
2. How will you write $2\text{kg } 9\text{g}$ in 'kg' using decimals?

EXERCISE 8.4

1. Express as rupees using decimals.

- | | | |
|---------------|--------------|------------------------|
| (a) 5 paise | (b) 75 paise | (c) 3 rupees 60 paise |
| (d) 450 paise | (e) 20 paise | (f) 50 rupees 90 paise |
| (g) 725 paise | | |

2. Express as meters using decimals.

- | | | |
|---------------|--------------|------------|
| (a) 15 cm | (b) 6 cm | (c) 136 cm |
| (d) 2 m 45 cm | (e) 9 m 7 cm | (f) 419 cm |

3. Express as cm using decimals.

- | | | |
|---------------|----------------|------------|
| (a) 5 mm | (b) 60 mm | (c) 164 mm |
| (d) 9 cm 8 mm | (e) 16 cm 7 mm | (f) 93 mm |

4. Express as km using decimals.

- | | | |
|------------|---------------|----------------|
| (a) 8 m | (b) 88 m | (c) 888 m |
| (d) 8888 m | (e) 70 km 5 m | (f) 29 km 37 m |

5. Express as kg using decimals.

- | | | |
|----------------|--------------|----------------|
| (a) 2 g | (b) 100 g | (c) 3750 g |
| (d) 2 kg 700 g | (e) 5 kg 8 g | (f) 26 kg 50 g |

6. Express each of the following without decimals:

- | | | |
|---------------|---------------|-------------|
| (a) ₹ 2.30 | (b) 9.240 kg | (c) 3.5 cm |
| (d) 3.05 km | (e) 8.81 m | (f) ₹ 13.05 |
| (g) 15.038 km | (h) 14.007 kg | (i) 11.06 m |
| (j) 0.2 cm | | |

8.6 Addition of Numbers with Decimals

Do This




Add 0.35 and 0.42.

Take a square and divide it into 100 equal parts.

Mark 0.35 in this square by shading 3 tenths and colouring 5 hundredths.

Mark 0.42 in this square by shading 4 tenths and colouring 2 hundredths.



Now count the total number of tenths in the square and the total number of hundredths in the square.

Therefore, $0.35 + 0.42 = 0.77$

Thus, we can add decimals in the same way as whole numbers.

Can you now add 0.18 and 0.54?

Ones	Tenths	Hundredths
0	3	5
+0	5	4
0	7	7

Ones	Tenths	Hundredths
0	1	8
+0	5	4
0	7	2

Thus, $0.18 + 0.54 = 0.72$

Try These

Find

(i) $0.29 + 0.36$

(ii) $0.7 + 0.08$

(iii) $1.54 + 1.80$

(iv) $2.66 + 1.85$

Example 12: Lata spent ₹ 9.50 for buying a pen and ₹ 2.50 for one pencil. How much money did she spend?

Solution:

Money spent for pen = ₹ 9.50

Money spent for pencil = ₹ 2.50

Total money spent = ₹ 9.50 + ₹ 2.50

Total money spent = ₹ 12.00

Example 13 : Samson travelled 5 km 52 m by bus, 2 km 265 m by car and the rest 1 km 30 m he walked. How much distance did he travel in all?

Solution: Distance travelled by bus = 5 km 52 m = 5.052 km
 Distance travelled by car = 2 km 265 m = 2.265 km
 Distance travelled on foot = 1 km 30 m = 1.030 km
 Therefore, total distance travelled is

	5.052 km
	2.265 km
+	1.030 km
	8.347 km

Therefore, total distance travelled = 8.347 km

Example 14 : Rahul bought 4 kg 90 g of apples, 2 kg 60 g of grapes and 5 kg 300 g of mangoes. Find the total weight of all the fruits he bought.

Solution : Weight of apples = 4 kg 90 g = 4.090 kg
 Weight of grapes = 2 kg 60 g = 2.060 kg
 Weight of mangoes = 5 kg 300 g = 5.300 kg
 Therefore, the total weight of the fruits bought is

	4.090 kg
	2.060 kg
+	5.300 kg
	11.450 kg



Total weight of the fruits bought = 11.450 kg.

EXERCISE 8.5

1. Find the sum in each of the following :

(a) $0.007 + 8.5 + 30.08$	(b) $15 + 0.632 + 13.8$
(c) $27.076 + 0.55 + 0.004$	(d) $25.65 + 9.005 + 3.7$
(e) $0.75 + 10.425 + 2$	(f) $280.69 + 25.2 + 38$
2. Rashid spent ₹35.75 for Maths book and ₹32.60 for Science book. Find the total amount spent by Rashid.

3. Radhika's mother gave her ₹10.50 and her father gave her ₹15.80, find the total amount given to Radhika by the parents.
4. Nasreen bought 3 m 20 cm cloth for her shirt and 2 m 5 cm cloth for her trouser. Find the total length of cloth bought by her.
5. Wilson bought 2 m 50 cm cloth for his Kurta and 1 m 25 cm cloth for his pyajama. Find the total length of cloth bought by him.

8.7 Subtraction of Decimals

Do This



Subtract 1.32 from 2.58

This can be shown by the table.

Thus, $2.58 - 1.32 = 1.26$

Therefore, we can say that, subtraction of decimals can be done by subtracting hundredths from hundredths, tenths from tenths, ones from ones and so on, just as we did in addition.

Sometimes while subtracting decimals, we may need to regroup like we did in addition.

Let us subtract 1.74 from 3.5.

Ones	Tenths	Hundredths
3	5	0
– 1	7	4

Subtract in the hundredth place.

Can't subtract ! so regroup

$$\begin{array}{r}
 2 \quad 14 \quad 10 \\
 \cancel{3} \quad . \quad \cancel{5} \quad 0 \\
 - 1 \quad . \quad 7 \quad 4 \\
 \hline
 1 \quad . \quad 7 \quad 6
 \end{array}$$

Thus, $3.5 - 1.74 = 1.76$

Try These

Subtract 1.85 from 5.46 ;

Subtract 5.25 from 8.28;

Subtract 0.95 from 2.29 ;

Subtract 2.25 from 5.68.

Example 15 : Abhishek had ₹ 7.45. He bought toffees for ₹ 5.30. Find the balance amount left with Abhishek.

Solution : Total amount of money = ₹ 7.45
 Amount spent on toffees = ₹ 5.30
 Balance amount of money = ₹ 7.45 – ₹ 5.30 = ₹ 2.15

Example 16 : Urmila's school is at a distance of 5 km 350 m from her house. She travels 1 km 70 m on foot and the rest by bus. How much distance does she travel by bus?

Solution : Total distance of school from the house = 5.350 km
 Distance travelled on foot = 1.070 km
 Therefore, distance travelled by bus = 5.350 km – 1.070 km
 = 4.280 km
 Thus, distance travelled by bus = 4.280 km or 4 km 280 m

Example 17 : Ruby bought a watermelon weighing 5 kg 200 g. Out of this she gave 2 kg 750 g to her neighbour. What is the weight of the watermelon left with Ruby?

Solution : Total weight of the watermelon = 5.200 kg
 Watermelon given to the neighbour = 2.750 kg
 Therefore, weight of the remaining watermelon
 = 5.200 kg – 2.750 kg = 2.450 kg

EXERCISE 8.6

1. Subtract :

(a) ₹ 18.25 from ₹ 20.75

(b) 202.54 m from 250 m

(c) ₹ 5.36 from ₹ 8.40

(d) 2.051 km from 5.206 km

(e) 0.314 kg from 2.107 kg

2. Find the value of :
(a) $9.756 - 6.28$ (b) $21.05 - 15.27$
(c) $18.5 - 6.79$ (d) $11.6 - 9.847$
3. Raju bought a book for ₹ 35.65. He gave ₹ 50 to the shopkeeper. How much money did he get back from the shopkeeper?
4. Rani had ₹18.50. She bought one ice-cream for ₹11.75. How much money does she have now?
5. Tina had 20 m 5 cm long cloth. She cuts 4 m 50 cm length of cloth from this for making a curtain. How much cloth is left with her?
6. Namita travels 20 km 50 m every day. Out of this she travels 10 km 200 m by bus and the rest by auto. How much distance does she travel by auto?
7. Aakash bought vegetables weighing 10 kg. Out of this, 3 kg 500 g is onions, 2 kg 75 g is tomatoes and the rest is potatoes. What is the weight of the potatoes?
8. Naresh walked 2 km 35 m in the morning and 1 km 7 m in the evening. How much distance did he walk in all?
9. Sunita travels 15 km 268 m by bus, 7 km 7m by car and 500 m by foot in order to reach her school. How far is her school from her residence?
10. Ravi purchased 5 kg 400 g rice, 2 kg 20 g sugar and 10 kg 850 g atta. Find the total weight of his purchases.



What have we discussed?

1. To understand the parts of one whole (i.e. a unit) we represent a unit by a block. One block divided into 10 equal parts means each part is $\frac{1}{10}$ (one-tenth) of a unit. It can be written as 0.1 in decimal notation. The dot represents the decimal point and it comes between the units place and the tenths place.
2. Every fraction with denominator 10 can be written in decimal notation and vice-versa.

3. One block divided into 100 equal parts means each part is $\frac{1}{100}$ (one-hundredth) of a unit. It can be written as 0.01 in decimal notation.
4. Every fraction with denominator 100 can be written in decimal notation and vice-versa.
5. In the place value table, as we go from left to the right, the multiplying factor becomes $\frac{1}{10}$ of the previous factor.
The place value table can be further extended from hundredths to ($\frac{1}{10}$ of hundredths) i.e. thousandths ($\frac{1}{1000}$), which is written as 0.001 in decimal notation.
6. All decimals can also be represented on a number line.
7. Every decimal can be written as a fraction.
8. Any two decimal numbers can be compared among themselves. The comparison can start with the whole part. If the whole parts are equal then the tenth parts can be compared and so on.
9. Decimals are used in many ways in our lives. For example, in representing units of money, length and weight.

