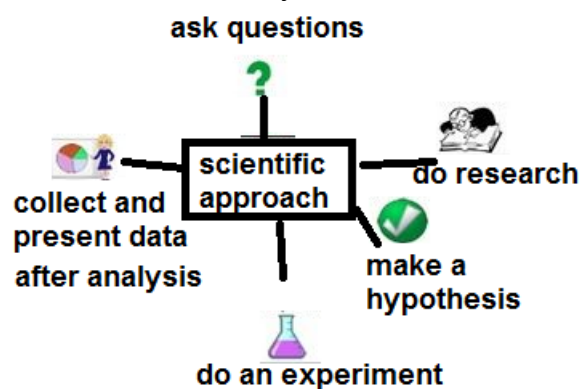

















CLASS 6 ICSE CHEMISTRY

REVISION NOTES







COMMON LABORATORY APPARATUS AND EQUIPMENT

What is scientific study?



 Test tube	 China dish Watch glass	 Beaker	 Funnel	 Conical flask	 Measuring cylinder	 Round bottomed flask	 Pipette
 Flat bottomed flask		 Wire gauze	 Tripod stand	 Bunsen burner	 Wash bottle	 Test tube holder	 Glass rod

Rules to follow in the lab

 do not touch or taste chemicals	 wear your lab coat or apron
 Have a neat workstation with properly arranged apparatus	 perform experiments under supervision
 clean up after you finish	 take care around chemicals, fire and explosives