

Unit 1

INTRODUCTION TO PAPER MACHE

The objective of this unit is to enable students to appreciate the history and evolution of Paper Mache crafts

This Unit focuses on:

1. History of Paper Mache
2. Paper Mache in different states of India
3. Tools and materials used in making Paper Mache

LEARNING OUTCOMES:

Location	Learning Outcome	Knowledge Evaluation	Performance Evaluation	Teaching and Training Method
Classroom	Understand Paper Mache craft and its origin and history	Describe what is Paper Mache and identify functional and decorative Paper Mache items seen in households	Describe Paper Mache and the characteristics and benefits of Paper Mache products	Interactive Audio Visual Lecture: History of Paper Mache Activity: Draw pictures of five decorative Paper Mache items and five functional Paper Mache items
Classroom	Identify the states in India where Paper Mache is practiced and recognize regional styles and artefacts	List the states in India where Paper Mache is practiced	List some of the popular objects made in each state of India where Paper Mache is practiced	Interactive Audio Visual Lecture: Paper Mache in different parts of India Activity: Visit nearby State Emporia or Crafts Museum or Crafts Bazaar


Location	Learning Outcome	Knowledge Evaluation	Performance Evaluation	Teaching and Training Method
				<p>where Paper Mache products from various states of India are sold</p> <p>Draw one Paper Mache object from each state of India where Paper Mache is practiced</p>
Activity Room	<p>Assemble and identify different tools and materials needed in making Paper Mache</p> <p>Differentiate between recyclable and non-recyclable materials</p> <p>Understand the utility of PPE and tools needed for Paper Mache</p>	List the different tools and materials needed in making Paper Mache	<p>Describe the functions of the different tools needed for making Paper Mache</p> <p>Distinguish between recyclable and non-recyclable materials</p> <p>Describe the uses of PPE needed in making Paper Mache</p>	<p>Interactive Lecture: Familiarizing students with the uses of each tool, material and PPE</p> <p>Activity: Start collecting used and waste paper to make paper pulp for Paper Mache</p> <p>Divide the tools and materials into the ones needed to make paper pulp and the ones needed to paint and finish the object</p>

Introduction to Paper Mache

The original French term 'Papier Mache' from which Paper Mache is derived means chewed/mashed/pulped paper, but it also refers to objects constructed from paper pulp, paper strips and paper sheets. Paper Mache is made out of recycled material like waste paper, newspaper, pages from used notebooks etc

Since Paper Mache is lightweight as compared to other sculptural materials, it is used to prepare temporary sculptures like carnival floats and tableaux. But it is in its use to make small items – both decorative and utilitarian that it is most popular like boxes, hangings, jewellery and decorative pieces. Paper Mache is not only environment friendly but it is economical, lightweight, durable and easy to handle.

The Chinese invented Paper Mache in the 8th century during the Han Dynasty. Paper Mache became popular in Persia, Egypt, Europe and other countries. It was brought to India in the late 14th century by Mir Sayyed Ali Hamdani, a Persian Sufi mystic. The technique was adopted in Kashmir in the 15th century by King Zain-ul-Abidin and Kashmir became a major hub for producing Paper Mache craft and it continues to be so to this day.



Paper Mache Box

Image credit | 7H Studios

From Kashmir, Paper Mache spread to other parts of India and is practiced in many other states like West Bengal, Bihar, Odisha, Madhya Pradesh, Andhra Pradesh, Tamil Nadu, Kerala and Rajasthan. The craftsmen of these states imprint their own styles and motifs on their products. Paper Mache masks of Lord Jagannath and toys with movable parts are extremely popular in Odisha. Andhra Pradesh produces equally colourful masks of different deities. The womenfolk of Bihar, especially from Madhubani and Darbhanga make excellent toys and craft objects in Paper Mache. The Chhau folk dancers of Purulia District of West Bengal use Paper Mache masks of many mythological Gods and Goddesses. A wide range of Paper Mache products are available in Madhya Pradesh which include birds, animal figures and replicas of Khajuraho sculptures. Jaipur in Rajasthan is prolific in making Paper Mache objects, especially of birds and animals. Madurai in Tamil Nadu is famous for making dolls in Paper Mache for various festivals, especially Christmas. Kozhikode in Kerala is renowned for Paper Mache items based on the Kathakali dance form.



Paper Mache from Bihar


Image credit | 7H Studios



Paper Mache from Kerala



Paper Mache from West Bengal



Paper Mache from Odisha

Paper Mache has not lost its popularity in spite of the emergence of several other modern, cheaper materials like plastic and fibre glass etc. Paper Mache craft requires simple tools and equipment. The base material is procured from waste material which is easily available. Along with recyclable material, viz paper, clay, some non-recycled and non-consumable materials and tools are used. Learners have to identify the difference between these two kinds of materials and take care to handle these properly.

Though most of the materials used for Paper Mache craft are non-toxic in nature but the use of PPE like gloves and apron is preferable.

Basic tools and materials required for Paper Mache crafts



Small Gas or Induction Stove



Recyclable Paper



Plastic Tub with Water



Chalk Powder



Rice Flour



Mortar and Pestle



Apron



Adhesive



Gloves



Lacquer



Compass



Empty Juice Can



Acrylic Colours



Powdered Gold Colour



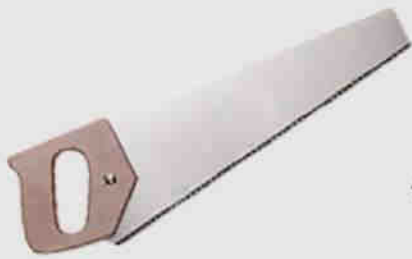
Wooden Block



Egg Tray



Pebble Stone or Pumice Stone



Small Saw



GS Wire



Spatula



Sandpaper
(size 80 or 100 for fine
and 50 for coarse)



Brick Powder



Gel Pens
(Black, Blue, White, Red)



No.0 Brush

Flat Brush
2 Inches



Plastic Ball



Ice Tray



No.1 Brush



No.10 Brush

INTEXT QUESTIONS

1. What is Paper Mache?
2. How did Paper Mache come to India?
3. What are the advantages of using Paper Mache as sculptural material?
4. What kind of Paper Mache crafts are popular in Odisha, West Bengal and Tamil Nadu?
5. Name five recyclable and five non-recyclable materials that are used to make Paper Mache objects
6. List five tools and materials needed to make pulp and five tools and materials needed to smoothen and paint Paper Mache objects

FOR VIDEO TUTORIAL



Paper Mache Rhinoceros

Image credit | 7H Studios