


UNIT 6


Two little hands

Let's sing.



Two little hands,
To clap, clap, clap,
Two little legs,
Go tap, tap, tap,
Two little eyes,
Are open wide,
One little head,
Goes side to side.





Let's listen.
Listen to and tick.


☐

☐

☐

moon

mouse

peacock


☐

☐

☐

onion

nose

parrot

Let's speak


Happy Diwali !	Thank you. Same to you.

Also, practise in pairs.

Happy Holi!
Happy Eid!

Happy New Year!
Merry Xmas!





Let's read.

Let's enjoy pictures, words and letters.

q Q



queen



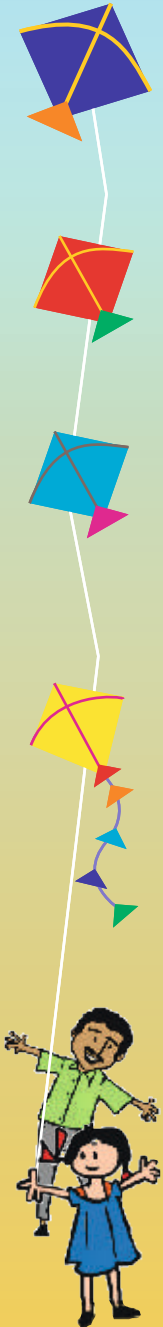
quill


Circle only 'q'

p	q	e	queen
g	q	d	square
q	b	q	question
k	q	q	require
q	g	e	squirrel


Circle only 'Q'


Q	B	Q	SQUIRREL
Q	G	E	QUEEN
P	Q	E	REQUIRE
G	Q	D	QUESTION
K	Q	Q	SQUARE





Let's write.





Let's read.

Let's enjoy pictures, words and letters.

r R



rose



ring



rabbit




radish


Circle only 'r'

r	j	l	arm
l	r	j	ring
l	r	r	horse
r	f	b	jar
r	h	r	zero

Circle only 'R'

L	R	R	HORSE
D	F	R	ZERO
I	R	J	RING
R	H	R	ARM
R	J	L	JAR






Let's write.

Handwriting practice lines for the letter 'r'. The first row shows five lowercase 'r's on a four-line grid. The second row shows five uppercase 'R's on a four-line grid. Below each row are several empty sets of four lines for practice.





Let's read

Let's enjoy pictures, words and letters

s S



sun



scooter



snake




squirrel


Circle only 's'

s	g	s	fish
k	s	g	grapes
q	s	s	sheep
s	k	e	rose
k	s	f	glass

Circle only 'S'

Q	S	S	ROSE
S	K	E	SHEEP
S	G	S	FISH
K	S	F	GLASS
K	F	S	GRAPES






Let's write.

Handwriting practice lines for the letter 'S'. The first row contains five 'S' characters on a set of three lines. Below this are four more rows of three lines each, intended for practice. The second row also contains five 'S' characters on a set of three lines, followed by four more rows of three lines each for practice.





Let's read.

Let's enjoy pictures, words and letters.

t T



tomato



tree



table




tooth brush


Circle only 't'

t	s	r	kite
r	b	t	water
h	t	t	hat
j	t	l	tree
t	e	r	tomato

Circle only 'T'

H	T	T	HAT
T	D	L	TOMATO
R	B	T	TREE
T	E	R	WATER
T	S	R	KITE






Let's write.

Handwriting practice lines for the letter 't'. The first row contains five lowercase 't's. The second row contains five uppercase 'T's. Below each row are several empty lines for practice.





Let's match the letters.

r

S

s

T

q

R

t

Q

Let's match the words.

rose

QUEEN

queen


SPIDER

tomato





ROSE

spider

TOMATO



Let's write the initial letter of the words.

quirrel
QUIRREL
ueen
UEEN
ree
REE
ose
OSE

