

14

Let's Play

Pre Reading




For the teacher

Ask children to look at the picture and encourage them to answer the following questions orally.

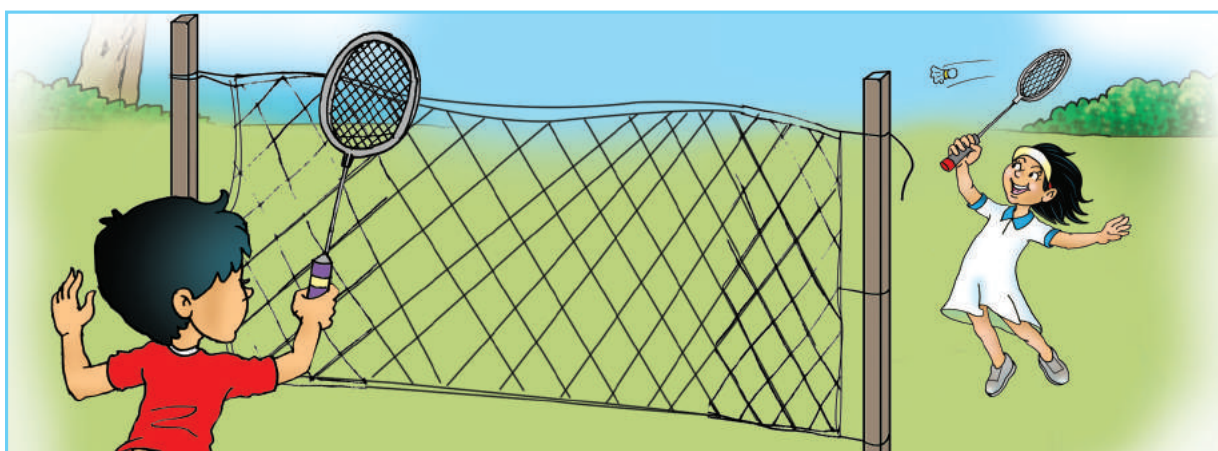
- What are children doing in the picture?
- Name the games which they are playing.
- Which games do you play?
- Which game do you like the most?

For the teacher


Read the sentences aloud and talk about the games shown in the pictures.



Rohit, Tahir, and Renu are running a race.



Kavita and Amrit are playing badminton.



Sandeep and his friends are playing cricket.



Nisha and Rosy are playing carrom.



Rakesh and his friends are playing kabaddi.



David, Gurmeet, Sonu, and Aslam are playing football.



John and his friends are playing *pitthu/sitauliya*.

Comprehension

For the teacher

Say the name of any one game from each row. Ask children to tick (✓) the correct picture. Once the children have ticked (✓) the correct picture, speak the name of the next game.



kho kho



carrom



cricket




cricket



badminton



carrom



kho kho



pitthu/sitauliya



cricket



kabaddi



racing



badminton



carrom



badminton



kho kho

Listening and Speaking

For the teacher

Tell children that when we talk about our favourite game, we say, 'I like to play....'. Ask Children to stand up one by one and tell the class the name of the game they like to play.

For example, some children may say:

- I like to play kho-kho.
- I like to play cricket.
- I like to play kabaddi.
- I like to play badminton.

Pre-writing

For the teacher

Ask children to trace over the dotted letters. Give them more practice.

