

- We see accidents on roads.
- Should we pay attention to road safety?

**Let us learn more about road safety.**



We all use roads. We walk on them or drive our vehicles on them. We go across them or walk on the pavements along them.

In cities there are footpaths or pavements along the roads. Those who walk on them are called pedestrians. It is safe to use footpaths if we are walking.

Roads in big cities are very busy. They are crowded with all kinds of vehicles like buses, trucks, cars, three wheelers, motor cycles, scooters, bicycles, etc. Slow moving bullock carts, horse carriages, etc. can also be seen there. Walking or driving on such roads is always very risky. People in a hurry ignore the rules of the road and cause accidents. A lot of people die or get injured in such accidents everyday. The best way to avoid accidents is to obey the rules of the road.

Do you know the rules of the road? Do you always obey them?

**Here are some rules of the road. We should follow them :-**

- Always keep to the left while walking or driving.
- Do not turn to either left or right before giving a signal.
- Do not cross until the road is clear. Before crossing the road look to the right once again. If the road is clear cross it quickly but carefully.
- While crossing the road go straight. Do not cross it at an angle.
- Do not run while crossing. Walk fast but calmly. Watch out for cars or vehicles.
- In big cities you must have seen black and white strips across the roads. These are called zebra-crossing. If there is one, always use it to go across the road. It is safer to walk on it.
- You must go by the traffic lights. Red light means 'stop'. Yellow light means 'ready to stop or move'. Green light means 'move ahead'. It is safer to move when the traffic light turns green. If you ignore the traffic signals, you can be punished.
- While driving or waiting at the traffic light do not blow horn unnecessarily. It disturbs others and also causes noise-pollution.
- If you are driving a motor-vehicle, drive it at a reasonable speed. Uncontrollable speed is dangerous and may cause accidents.
- Always wear a helmet if you are driving or riding a motor cycle or a scooter.
- Do not overtake any vehicle from its left side. Give signal to the driver and overtake from the right when the road is clear.
- You can see the traffic policemen at crossroads. They give signals to control traffic. Follow their signals without making a mistake.
- Be more careful in driving when it is raining. Roads become wet and slippery. Fast motor vehicles take longer to stop. People often rush carelessly because they don't want to get wet. Sometimes they hold umbrellas also while driving. Chances of accidents are very high on such

occasions.

- If you have to board a bus, don't try to get into it until the passengers have got off.
- Do not get off a bus until it has stopped. After you have got off the bus, do not try to cross the road until the bus has moved off. Many people get hit by other vehicles when they step out onto the road from the bus.
- Do not throw banana skins, pieces of broken glass or blades on the road. They may cause injuries to pedestrians and damage vehicle tyres.
- Do not ever use mobile phones while you are driving. Better to stop aside to use it safely. You can thus avoid accidents.
- Do not stand in the middle of the road to talk to someone.
- Do not park your vehicle at any place. Park it at the right place.
- Do not burn the fire crackers on the road. Nor throw them on the road after burning them.
- All of us should have a keen sense of road safety. It is the quality that we should have to be called educated, cultured and civilized.

### Activity I



#### A. Tick the correct alternative

##### 1. The people who walk on a pavement are called

- a) guests
- b) visitors
- c) pedestrians
- d) none of the above

##### 2. Yellow light signal means

- a) stop



- b) move
- c) ready to stop or move
- d) none of the above

**B. Say whether the following statements are **True** or **False**. Write '**T**' for **True** and '**F**' for **false** in the brackets.**


- i) If you walk on a pavement you are safe. ( )
- ii) The best way to avoid accidents is to ignore the traffic rules. ( )
- iii) You can be punished if you cross the road when the light is green. ( )
- iv) Always overtake vehicles from their left. ( )
- v) While crossing the road we should cross at an angle. ( )
- vi) Banana skins, pieces of broken glass or blades on the road can cause injury. ( )

**C. Read the following information carefully -**




## THE HIGHWAY CODE

- 1) Ride in a single file when the road or traffic conditions require it, and never more than two abreast.
- 2) Do not wobble about the road.
- 3) When traffic is held up, do not take risks by riding along the narrow space between vehicles.



- 4) Never ride close behind a moving vehicle, it may slow down or stop suddenly.
- 5) Do not hold on to another vehicle.
- 6) Make sure that your rear light and reflector are kept clean and are never obscured by your clothing or anything else.

**Now complete each of these with a word used in the code above:**



- a) Single.....means a single line of people, one behind the other.
- b) Any cart, car or lorry is called a .....
- c) Vehicles coming and going are called the .....
- d) Cyclists should never ride more than .....abreast.
- e) The rear light must never be .....by clothing.
- f) When the roads are busy, ride in a .....file.
- g) An instrument for reflecting light is called a .....

## Activity II



- A. Choose the appropriate words from the bracket and fill in the blanks :-**  
**(footpath, traffic, accident, strips, occasion, disturb)**



1. A tiger has long black .....on its body.
2. Don't .....him. He is studying.
3. She is giving a party on the .....of her birthday.
4. Arun has met with an .....He is in hospital.
5. In small villages there is not much .....on the roads.

**B. Fill in the blanks with the suitable form of the words given in brackets:-**

1. What .....was given to the boys who stole the bicycle? (punish)
2. We should drive slowly on .....roads.(crowd).
3. He is a well .....person. (educate)
4. I can't buy it because its price is not .....(reason)
5. Shashi made this mistake because of her.....(ignore)

**C. Write one word for the following group of words :-**

1. a strong covering made of plastic or metal to protect the head of a motor cycle rider h.....
2. a person travelling on foot path p.....
3. any of a set of coloured lights used for controlling and directing traffic t.....l.....
4. black and white stripped area on a road used by the people to cross the road. z.....c.....

**Activity III**



Always form a queue and don't push other's while boarding the bus

School Bus Code



**For each sentence in the first group (1-10), there is one of opposite meaning in the second (a-j). Write out the second group in the same order as the first.**

1. Always be punctual.
2. Queue on the pavement in a proper manner away from the road.
3. Do not push or rush for the door to get into the bus.
4. speak to the driver only when he is not driving or in an emergency.
5. Wait until the vehicle has completely stopped before alighting.
6. Allow the bus to move off before crossing the road.
7. Do not stick your hand or head out of the window while travelling.
8. If the vehicle breaks down or is involved in an accident, follow instructions given by the driver or teacher in charge.
9. If you find a suspicious object in the bus, immediately bring it to the attention of the teacher in charge or the driver.
10. You can stop unfortunate accidents from happening.
  - a) Run on to the road when you see the bus and try to board it in a hurry.
  - b) Chat with the driver throughout the journey to pass time.
  - c) Insist on crossing the road before the bus has moved away from the stop.
  - d) Always be late.
  - e) Wave out to your friends in a moving bus, stick out your head and feel the wind.
  - f) You are too young to do any thing about road accidents.
  - g) Do not be alert; if you see suspicious objects in the vehicle, mind your own business.
  - h) Push every body around you to get in first.
  - i) In case of an emergency, do not follow instructions.
  - j) Jump off the vehicle before it stops completely.

.....


.....

.....

## Activity IV



Look at the following pictures and answer the questions orally -



- Which parts of his bike should a cyclist keep especially clean ?
- What is the greatest number you may ride on a bike ?
- What should the cyclist never do when traffic is held up?
- Should you ever hold on to a moving lorry?
- Why should you never ride close behind a fast-moving lorry?

## Activity V



## FOLLOW TRAFFIC RULES

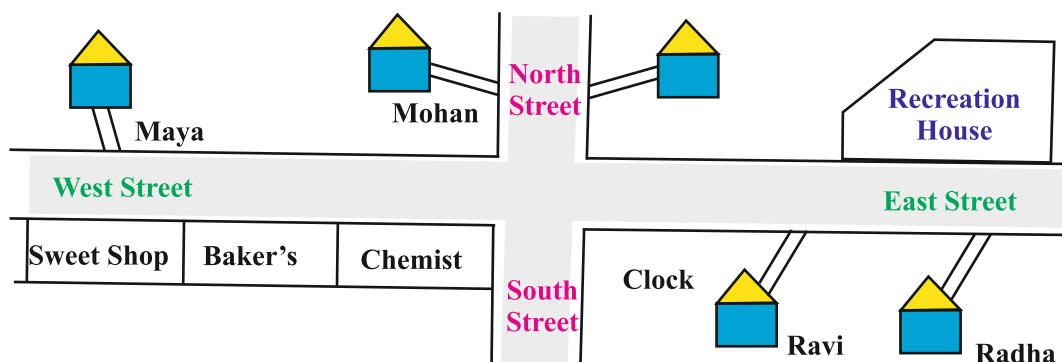






## Know the Directions

Street Map



Study the above map carefully and answer the following question:

1. Radha's house is in .....street.
2. Ms. Maya lives in .....street.
3. Mohan lives in .....street.
4. Ravi lives next door to .....
5. Ms. ....is Mr. Ravi's neighbour.
6. Radha lives opposite the .....
7. The clock is on the corner of .....street and .....street.
8. The baker's shop is in between the chemist and the .....
9. Ms. ....lives opposite the sweet shop.
10. In Which street is the recreation ground?.....
11. Who lives next to Mr. Ravi?.....
12. Whose shop is next to the chemist's?.....
13. Where does Ms. Maya live?.....
14. Between which shops is the baker's?.....
15. where is the clock?.....
16. What is opposite Ms. Radha's house?.....