

2

Smile with a Blessing




Discuss:

1. What do you see in this picture?
2. Who is helping the boy?
3. Have you ever helped someone? Tell us about the events.

Now let's read this story:

An old lady was going to market. She was carrying a basket of fruits. On the way, she stepped on a banana peel and fell down.



People started laughing at her. All her fruits scattered on the ground.





Meena helped the old lady to stand. She picked up all the fruits and put them into the basket. Meena threw the banana peel into a dustbin.

“Oh! Thank you so much. May God bless you!” said the old lady.





Glossary

carrying	- किसी वस्तु को एक स्थान से दूसरे स्थान पर ले जाना
stepped	- कदम रखा
peel	- छिलका
scattered	- बिखर गये
picked up	- उठाया
dustbin	- कचरा पात्र
blessing	- आशीर्वाद

Activity I

A. Tick (✓) against the correct option:

- An old lady was going to
 - hospital ()
 - school ()
 - temple ()
 - market ()
- The old lady stepped on the peel of
 - an apple ()
 - a banana ()
 - a papaya ()
 - an orange ()
- The old lady said to Meena
 - sorry ()
 - excuse me ()
 - thank you ()
 - nothing ()

B. Answer the following questions in brief.

1. What was the old woman carrying?

Ans.

2. Who helped the old lady to stand?

Ans.


3. Where did Meena throw the banana peel?

Ans.

4. What did the old lady give to Meena?

Ans.

C. Look at the picture given below. There are various types of fruits in the basket. Write their names by choosing a suitable word from the box.



apple,
orange,


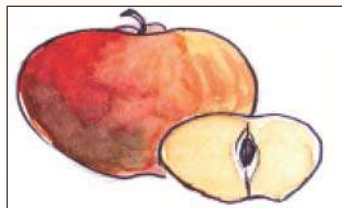




banana,
papaya

watermelon, grapes,

D. Look at the pictures

Some fruits I peel before eating and some I eat with skin.

Write **P** for the fruit you eat after peeling and **S** for the fruit you eat with skin.



Activity II

A. Give the opposites of the words listed below. You may choose these words from the box.

short empty stop weep sit take out

1. old - young
2. start -
3. give -

4. in -
5. stand -
6. laugh -
7. tall -
8. full -

B. Name the activity as shown in the following pictures by choosing word/s from the box.

eating	playing	laughing	carrying
skipping	digging	hiding	watering



Activity III

- A. The teacher will recite the poem aloud and ask the students to make pairs and read out the poem to each other.**

The students will recite this poem after their teacher.

Water and soap will make you sweet,
Brush and comb will keep you neat.
But 'Sorry' 'Please' and 'Thank you'
Will make a sweeter child like you.

- B - Look at the following pictures**



1



2


Now fill in the blanks by choosing suitable word for the given situation in each sentence:

1. Ravi helps Sita in her homework.
What will Sita say? (I'm sorry/ Thank you)

2. Your friend wishes you 'Happy Birthday'. What will you say to him? (I'm sorry/ Thank you)
3. You have lost your friend's note book. What will you say to him? (I'm sorry/ Thank you)
4. Your grandfather gives you a toy. What will you say to him? (I'm sorry/ Thank you)

Activity IV

Write five sentences about your grandparents with the help of the following chart.



1. My grandparents are lovely.
2. _____.
3. _____.
4. _____.
5. _____.