

## Unit 3

## Patterns

### Keywords

Pattern

Sound

Colour

### 3.1 Patterns in sounds

#### Travel through



### On my way to school !

Mathi is going to school. On the way, she hears many sounds. She is enjoying the patterns in it. Let us go along with her and enjoy it.



#### Teacher's note

- Enact the situation in the classroom by producing the above sounds.
- Encourage the children to mimic some other sounds that they have heard in their real life situations. Example: Sounds of birds, animals, vehicles, etc.,



## I am happy !

### Learn



Clap, clap, clap  
I am happy at my home;  
So, I clap, clap, clap.



Snap, snap, snap  
I am happy at my school;  
So, I snap, snap, snap.

Stamp, stamp, stamp  
I am happy at my class;  
So I stamp, stamp, stamp.



Tap, tap, tap  
I am happy everywhere;  
So I tap, tap, tap.



### Teacher's note

- Sing the song by making the sounds.
- Further in the next rounds, while singing, the teacher should make the sounds instead of using the words clap, snap, stamp, and tap. This will add flavour to the sound pattern.

### Practice

#### Let us clap

Teacher initiates the activity by clapping in a definite pattern.

- \* 1 clap - 1 clap - 1 clap,...
- \* 2 claps - 2 claps - 2 claps,...
- \* 1 clap - 1 clap - 3 claps, 1 clap - 1 clap - 3 claps,...
- \* 3 claps - 3 claps - 1 clap - 1 clap - 1 clap,...



## Try this




Meow and Bow-Bow are friends. They are meeting after a longtime. Think how their conversation would be like!



## Activity






Act and enjoy



**Aim:** Creating patterns in sounds.

**Things needed:** Pencil, steel spoon, plastic scale, wooden duster, steel tumbler.

**Procedure:** By gently tapping these, make different sound patterns and enjoy. Follow the patterns given below. Try some other patterns also.

					
Number of taps	1	1	1	1	1
	2	2	2	2	2
	1	2	1	2	1



Oh! sound patterns are everywhere!  
Where do you hear such patterns in sound?  
Share it!





## 3.2 Patterns in Colour



### Travel through



### Colourful Garden



### Speak out

- Look at the trees and the plants . How are they arranged?
- Look at the colours of the slides. What is the pattern here?
- Look at the colourful balloons. What is the pattern in it?
- Do you see any other colourful patterns in the garden?  
Share it in the class with your friends.









## Learn




Observe and identify the pattern.



## Practice



Colour and complete the pattern.



## Pleasure time



Observe the pattern and choose the correct one by ticking it.

	_____
<input type="checkbox"/>	<input type="checkbox"/>
	_____
<input type="checkbox"/>	<input type="checkbox"/>





## Activity



Make a colourful Pattern on your own.

