


WORKSHEET - 4



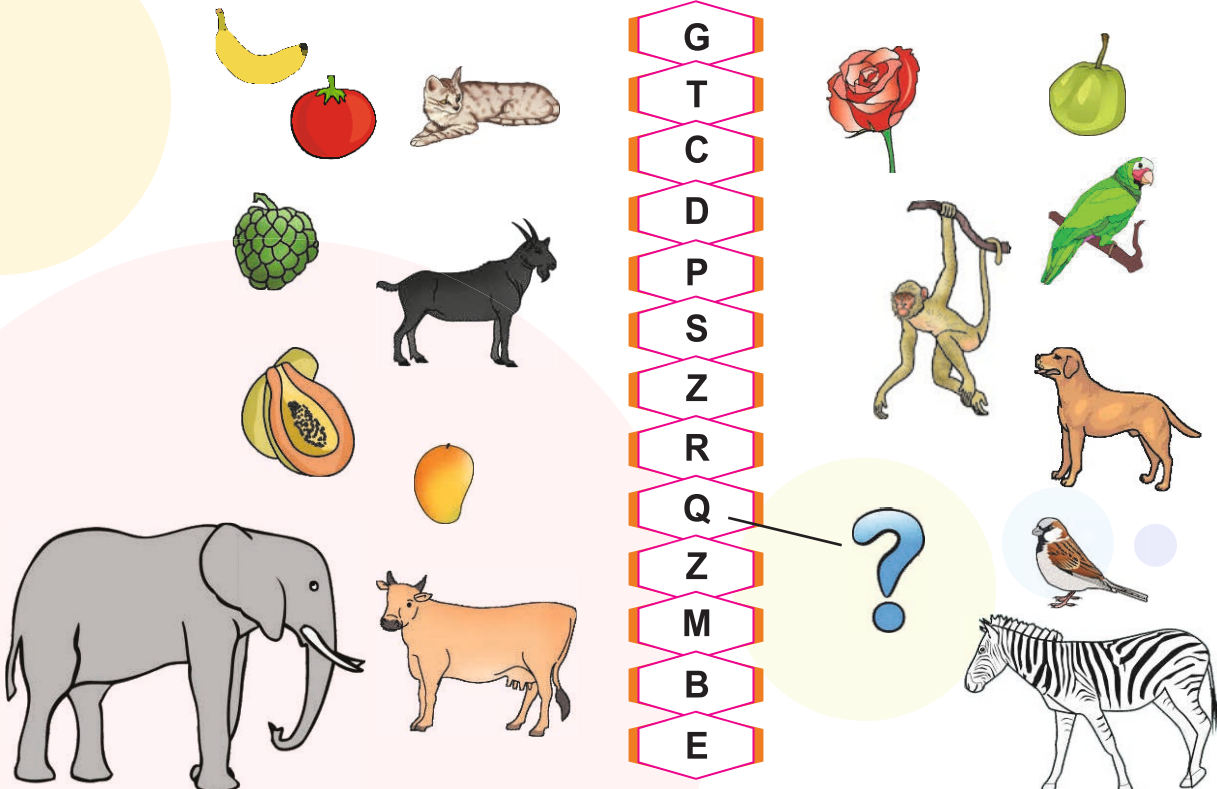
1. Colour the Picture. (B-Blue, G-Green, R-Red, B-Black, W-White) .

चित्र में रंग भरो।



2. Join the pictures with their starting letters of their names.

चित्रों को पहचानो एवं अंग्रेजी के नाम के प्रारंभिक अक्षर से जोड़ो।












WORKSHEET - 5

1. Recognise the animals and draw the picture of what they eat.

जानवरों को पहचानो एवं वे क्या खाते हैं उनके चित्र बनाओ।



2. Ring the odd man out.

असंगत चित्र पर घेरा लगाओ -

1.						
2.						
3.						
4.						
5.						



WORKSHEET - 6

Draw the things that you listen to in the poem.

कविता सुने, दोहराएँ एवं सब्जियों के चित्र बनाएँ।

**Chilly and tomato
Brinjal and potato
Tasty and yummy
Nice for my tummy.**



WORKSHEET - 7

Read and draw the things that Neha bought.

पढ़ो और नेहा द्वारा खरीदी गई वस्तुओं के चित्र बनाओ।

Neha went to the market. She bought a papaya, a book, a blue mat, a red frock and a flower.

