

# ENGLISH

## STANDARD FOUR

TERM - I




## Preface


The English Language textbook has been designed to enable a fun-filled and engaging experience in learning the language. The approach allows for plenty of practice in the four language skills. It focuses on structure practice and vocabulary enrichment through a variety of language learning activities. These activities evoke interest and engaged practice in the language and thus lead to retention.

As per NCF 2005, language is learnt when it is taught with exposure in meaningful context rather than as a subject. In accordance with this, the textbook has been drafted with themes related or familiar to children. The units provide space for effective individual and pair work and thus allow the teacher to focus on time management in multi-level classrooms.

### How to use the textbook?





- The first term English Book for Standard IV has three units.
- Each unit is planned for a month.
- Nila introduces the theme of each unit.
- Each unit is designed with the things in and around the home like **robots**, **hobbies** and **adventures**.
- **My little pictiary** provides the exposure to a pictorial dictionary in an attractive way.



- **Let us learn** is the teacher led prose and helps children learn vocabulary and values with the help of the context set in each of the story.
- **Let us build** provides scope for learning vocabulary with associated grammar concepts. The section is followed by exercises to help children practise.
- **Let us know** provides scope for teaching grammar in a context. The section helps children to learn grammar concepts inductively.

- **Let us listen** develops the listening skill of children by following instructions and acting accordingly.
- **Let us speak** provides opportunity for the teachers to teach the language structures through games and activities. It develops listening and speaking skills.
- **Let us sing** provides opportunity for the children to sing rhymes with actions and intonation. It helps children learn new vocabulary contextually.





- **Brainy box** kindles the children's divergent and convergent thinking ability.
- **Let us read** is a supplementary lesson that helps children learn vocabulary and values with the help of stories.
- **Let us read aloud** develops reading habit in children by familiarising them with short, interesting stories.
- **Let us write** builds writing skill in children.



## Unit 1 – A World with Robots

- Children are inquisitive and love learning of things that are innovative like robots.
- In the story, "The Trick Robot" we read about the life of Vicky who wants a robot to help with his work.
- In the poem, "My Robot" we learn about the characteristics of a robot and how it helps its master.
- In the story, "Robot Expo" we read about Anitha's experience at a 'Robot Expo'.




- Children learn new skills every day and have many likes that can be developed into hobbies.
- In the story, "Do it yourself" we read about Vinoth and his friends and learn of their hobbies.
- In the poem, "Treasure Trove" we learn about how reading as a hobby can help children explore a whole new world.
- In the story, "Anbu and the Fish" we read about Anbu, Madhan and their experience with fishing as a hobby.

## Unit 2 – My Hobbies

## Unit 3 – Time for a Journey

- Children love to travel and visit new places.
- In the story, "Robinson Crusoe" we read an abridged version of the classic "Robinson Crusoe".
- In the poem, "A Voyage" we are taken on a voyage with animals.
- In the story, "Bujju's Brave Adventure" we read about Bujju and his family visiting a nearby hill and how the visit becomes an adventure.



- It is a **moment of pride** for children as they colour the balloons.
- This **self-assessment** tool helps boost their self-confidence.
- It is also a **diagnostic page** for the teacher to ensure that each student has attained the expected **learning outcome** in each unit.

## Learning outcomes

## Let's use the QR code in the text books!

- Download DIKSHA app from the Google Play Store.
- Tap the QR code icon to scan QR codes in the textbook.
- Point the device and focus on the QR code.
- On successful scan, content linked to the QR code gets listed.



QR GUIDE



# Contents

Unit	Title	Page No.	Month
1	A World with Robots	75	June
2	My Hobbies	97	July
3	Time for a Journey	119	August



E-Book



Assessment



Digilinks

