

Lesson 4

The Hidden Treasure



Do you like puzzles? Help Pankaj find the way to the treasure box by drawing a line:



Long, long ago there was a farmer. His name was Madhab. He had two sons - Pankaj and Rajen. They were very lazy and never liked to work. Madhab was worried because his sons didn't help him in the field.



One day, Madhab took his sons to the field. Pointing to the field he said, "Look. There's treasure hidden under the ground. You must find it."

"Treasure!" Pankaj and Rajen exclaimed.

"Yes, it will be all yours, if you can find it. But first you must dig the ground to get it," Madhab said and smiled.

Pankaj and Rajen were delighted to hear this. "Now, we can be rich without doing much work. We must dig up the field at once," they said.

Early next morning, Pankaj and Rajen went to the field and began to dig it. They dug up the whole field but found no treasure. They wondered where the treasure lay.



“Now that we have dug up the field, let’s plant something,” said Pankaj. “Let’s sow paddy in it,” Rajen suggested. They informed their father that they found no treasure in the field. They also told him that they would sow paddy in the field.



A few months later, Pankaj and Rajen visited the field. How excited they were to see the beautiful crops that filled the field.



When the paddy was ripe and golden, Madhab took Pankaj and Rajen to the field.

“Look! Here’s the treasure that I promised you. It’s yours now. I am proud of you.”

Pankaj and Rajen realized that hard work is always rewarded.

ACTIVITIES

1. Say 'Yes' or 'No':

- a) Madhab had two sons.
- b) Pankaj and Rajen were lazy.
- c) Madhab dug up the field.
- d) There was gold hidden in the field.
- e) The ripe and golden paddy was the treasure.

2. Let's see how much you have understood the story. Write the answers:

- a) Why was Madhab worried?

Ans: Madhab was worried because

- b) Where did Madhab take Pankaj and Rajen one day?

Ans: One day Madhab took Pankaj and Rajen to

- c) What did Pankaj and Rajen sow in the field?

Ans: Pankaj and Rajen sowed

- d) What did Pankaj and Rajen realize at last?

At last, Pankaj and Rajen realized

3. a) Look at these sentences. See how they can be joined together:



Ranjita

I will go to Nalbari.

I will go to Nalbari.



Raju

Ranjita **and** Raju will go to Nalbari.



☞ The teacher will tell learners that we use 'and' to join two words or sentences that are similar.

3. b) Read:



3. c) Read:



4. Read the following sentences from the text once again and underline the joining words:

Pankaj and Rajen were very lazy and never liked to work. Madhab was worried because his sons were lazy. One day, he told his sons that there was a hidden treasure in the field. They dug up the whole field but found no treasure.

Now, rewrite the following sentences using ‘and’, ‘but’ and ‘because’:

a) Pankaj was a lazy boy. Rajen was a lazy boy. (and)

.....

b) Pankaj never liked to work. He was lazy. (because)

.....

c) They dug up the field. They did not find treasure. (but)

.....

5. Use ‘and’ or ‘but’ to join the sentences and write them:

a) She went to the shop. She bought two apples.

.....

b) We played well. We lost the match.

.....

c) I liked the dress. Rita did not like it.

.....

d) She came home. She watched television.

.....

e) We went to the park. We waited for Rahul.

.....


☞ The teacher will explain that words like ‘and’, ‘but’ and ‘because’ join two words or two sentences.

☞ The teacher will say that ‘but’ is used to join two ideas or sentences that are opposite in meaning.

☞ The teacher will help learners turn ‘was’ into ‘were’ and ‘boy’ into ‘boys’ to make the sentence plural.

6. a) Let's read the sentences. They all end with an exclamation mark because they show delight or surprise:

- i) How tasty the meal is!
- ii) What an obedient child!
- iii) What an interesting story!
- iv) How wonderful the weather is!
- v) What a beautiful dress!



6. b) Pankaj and Rajen are delighted because they would be rich one day. Rearrange the words in the sentences below. Remember to use exclamation marks at the end and capital letters at the beginning:

i) here treasure look is the

.....

ii) will be ours treasure all the

.....

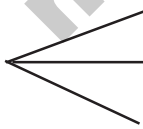
iii) yours now it's look

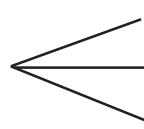
.....

iv) how Pankaj Rajen excited and were

.....

7. Let's have fun with words by adding 'ly', 'ness' and 'er' :

happy  happily
happier
happiness

great  greatly
greatness
greater

You can also make your own words by adding 'ly', 'ness' and 'er' to the words given below:

sweet

lazy

rich




8. These are some new words from the text:

paddy treasure dig

Look up the dictionary for their meaning.

paddy /'pædi/ *noun* (pl. **-ies**) **1** (also '**paddy field**') a field in which rice is grown: *a rice paddy* **2** [usually sing.] (BrE, informal) a state of being angry or in a bad mood
SYN TEMPER: *The news put him in a bit of a paddy.*

treasure /'treʒə(r)/ *noun, verb*
noun **1** [U] a collection of valuable things such as gold, silver and jewellery: *buried treasure* ◇ *a pirate's treasure chest* **2** [C, usually pl.] a highly valued object: *the priceless art treasures of the Uffizi gallery* **3** [sing.] a person who is much loved or valued

dig  /dɪg/ *verb, noun*
verb (**digging**, **dug**, **dug** /dʌg/) **1** ~ (for sth) to make a hole in the ground or to move soil from one place to another using your hands, a tool or a machine: [V] *to dig for coal/gold/Roman remains* ◇ *They dug deeper and deeper but still found nothing.* ◇ *I think I'll do some digging in the garden.* ◇ [VN] *to dig a ditch/grave/hole/tunnel* ◇ (BrE) *I've been digging the garden.* **2** [VN] to remove sth from the ground with a tool: *I'll dig some potatoes for lunch.* **3** [V, usually + adv./prep.] to search in sth in order to find an object in sth: *I dug around in my bag for a pen.*

Now, write the meanings here:

Word

Meaning

paddy

.....

treasure

.....

dig

.....

9. a) Read the words and their meanings:

Word	Meaning
i) treasure	a collection of gold, silver and other valuable things
ii) wonder	think about
iii) delighted	happy
iv) excited	feeling or showing happiness
v) suggest	put forward an idea
vi) promise	to say that something will be done
vii) ripe	fully grown and ready to be eaten

9. b) Now, read the following sentences. Replace the underlined words by choosing one from the box to write each sentence:

wondered	delighted
ripe	treasure

i) There is gold and silver under the ground.

.....

ii) Pankaj and Rajen thought about where the treasure lay.

.....

iii) Pankaj and Rajen were happy to hear about the treasure.

.....

iv) Madhab saw that the paddy was fully grown and golden.

.....

10. Below are some words from the lesson, but the letters are jumbled. Spell them correctly and make sentences of your own with them:



a) ghdleteid d_____

.....

b) srtauere t_____

.....

c) rpomsei p_____

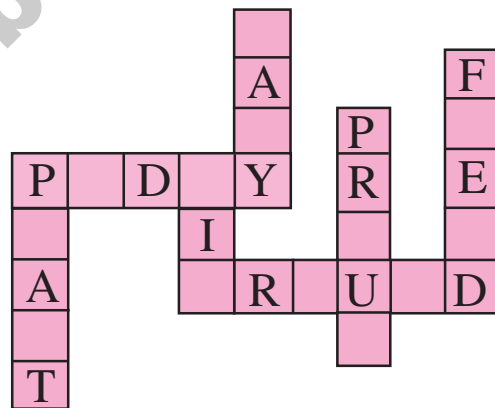
.....

d) nwored w_____

.....

11. Fill in the gaps with letters to make words from the story:

paddy
dig
ground
proud
field
plant
lazy



12. Fill in the blanks with these words and complete the sentences.

You may use a word more than once.

now	Therefore	Next
so	and	but

- a) Summers are hot ____ winters are cold.
b) We couldn't find treasure in the field, ____ we planted seeds.
c) The paddy was ripe and golden. ____, Madhab took Pankaj and Rajen to the field.
d) Pankaj and Rajen worked hard, _____ they became rich.
e) At first the farmer dug the field. _____ he sowed the seeds.
f) Pankaj was lazy earlier but _____ he is hardworking.

13. Rewrite the sentences correctly:

- a) We must dig down the field at once.

.....

- b) There's treasure hidden above the ground.

.....

- c) I am proud in you.

.....

- d) How are the beautiful crops!

.....



Lesson 4

For the Teacher

This lesson begins with a maze to help Pankaj find the treasure box. This puzzle will enable learners to understand what is treasure before they are introduced to the story “The Hidden Treasure”.

Reading

Children will read aloud the story, “The Hidden Treasure” while the teacher will help them after reading with explanations for their better understanding.

Other reading inputs like Activities 3 (b), (c) and 4 will enable learners to read with better comprehension.

Writing

After having read the story “The Hidden Treasure” learners will be able to write answers to questions in Activity 2.

Vocabulary

There are new words in the text, and Activity 8 will enable learners to look up the meanings of these words in the dictionary. The teacher will explain the meanings of words in Activity 9 and help learners to use words from the box in place of the underlined words in the sentences.

Activities 10 and 11 will enrich learners’ word stock and will enable them to spell these words correctly.

Grammar Focus

The grammar focus of this lesson is the use of exclamation marks in Activity 6(a) and (b) besides other punctuation marks.

Activities 4, 5 and 12 will help learners to understand and use joining words like ‘and’, ‘but’, ‘because’, ‘therefore’, ‘so’, etc.

Learning Outcomes:

The learner –

1. responds verbally in writing in English to questions based on day to day life experiences, an article, story or poem heard or read
2. solves simple crossword puzzles, builds word chains, etc.
3. uses dictionary to find out spelling and meaning
4. uses linkers to indicate connections between words and sentences such as ‘First’, ‘Next’, now, therefore, next, so, and, but, etc.
5. uses punctuation marks appropriately in writing such as question mark, comma, full stop and capital letters.
