

UNIT 4

TRANSITION AND INNER TRANSITION ELEMENTS



Martin Heinrich Klaproth,
(1743— 1817)

Martin Heinrich Klaproth, German chemist who discovered uranium, zirconium and cerium. He described them as distinct elements, though he did not obtain them in the pure metallic state. He verified the discoveries of titanium, tellurium, and strontium. His role is the most significant in systematizing analytical chemistry and mineralogy.



Learning Objectives

After studying this unit, the students will be able to

- * recognise the position of d and f block elements in the periodic table
- * describe the general trend in properties of elements of 3d series
- * discuss the trends in M^{n+}/M standard electrode potential
- * predict the oxidising and reducing property based in E° values
- * explain the tendencies of d-block elements towards the formation of alloy, complex and interstitial compounds
- * describe the preparation and properties of potassium permanganate and potassium dichromate
- * describe the properties of f-block elements
- * compare the properties of lanthanoides and actinides

INTRODUCTION

Generally the metallic elements that have incompletely filled d or f sub shell in the neutral or cationic state are called transition metals. This definition includes lanthanoides and actinides. However, IUPAC defines transition metal as an element whose atom has an incomplete d sub shell or which can give rise to cations with an incomplete d sub shell. They occupy the central position of the periodic table, between s and p block elements, and their properties are transitional between highly reactive metals of s block and elements of p block which are mostly non metals. Except group- 11 elements all transition metals are hard and have very high melting point.

Transition metals, iron and copper play an important role in the development of human civilization. Many other transition elements also have important applications such as tungsten in light bulb filaments, titanium in manufacturing artificial joints, molybdenum in boiler plants, platinum in catalysis etc. They also play vital role in living system, for example iron in hemoglobin, cobalt in vitamin B₁₂ etc.,

In this unit we study the general trend in properties of d block elements with specific reference to 3d series, their characteristics, chemical reactivity, some important compounds KMnO₄ and K₂Cr₂O₇, we also discuss the f-block elements later in this unit.

4.1 Position of d- block elements in the periodic table:

We have already learnt the periodic classification of elements in XI std. the transition metals occupy from group –3 to group-12 of the modern periodic table.

s-Block												p-Block										
hydrogen 1 H 1.0079																						helium 2 He 4.0026
lithium 3 Li 6.941	beryllium 4 Be 9.0122											boron 5 B 10.811	carbon 6 C 12.011	nitrogen 7 N 14.007	oxygen 8 O 15.999	fluorine 9 F 18.998	neon 10 Ne 20.180					
sodium 11 Na 22.990	magnesium 12 Mg 24.305											aluminum 13 Al 26.982	silicon 14 Si 28.086	phosphorus 15 P 30.974	sulfur 16 S 32.065	chlorine 17 Cl 35.453	argon 18 Ar 39.948					
d-Block																						
potassium 19 K 39.098	calcium 20 Ca 40.078	scandium 21 Sc 44.956	titanium 22 Ti 47.867	vanadium 23 V 50.942	chromium 24 Cr 51.996	manganese 25 Mn 54.938	iron 26 Fe 55.845	cobalt 27 Co 58.933	nickel 28 Ni 58.693	copper 29 Cu 63.546	zinc 30 Zn 65.38	gallium 31 Ga 69.723	germanium 32 Ge 72.64	arsenic 33 As 74.922	selenium 34 Se 78.96	bromine 35 Br 79.904	krypton 36 Kr 83.798					
rubidium 37 Rb 85.468	strontium 38 Sr 87.62	yttrium 39 Y 88.906	zirconium 40 Zr 91.224	niobium 41 Nb 92.906	molybdenum 42 Mo 95.96	technetium 43 Tc [98]	ruthenium 44 Ru 101.07	rhodium 45 Rh 102.91	palladium 46 Pd 106.42	silver 47 Ag 107.87	cadmium 48 Cd 112.41	indium 49 In 114.82	tin 50 Sn 118.71	antimony 51 Sb 121.76	tellurium 52 Te 127.60	iodine 53 I 126.90	xenon 54 Xe 131.29					
cesium 55 Cs 132.91	barium 56 Ba 137.33	lanthanum 57 La 138.91	hafnium 72 Hf 178.49	tantalum 73 Ta 180.95	tungsten 74 W 183.84	rhenium 75 Re 186.21	osmium 76 Os 190.23	iridium 77 Ir 192.22	platinum 78 Pt 195.08	gold 79 Au 196.97	mercury 80 Hg 200.59	thallium 81 Tl 204.38	lead 82 Pb 207.2	bismuth 83 Bi 208.98	polonium 84 Po [209]	astatine 85 At [210]	radon 86 Rn [222]					
francium 87 Fr [223]	radium 88 Ra [226]	actinium 89 Ac [227]	rutherfordium 104 Rf [261]	dubnium 105 Db [262]	seaborgium 106 Sg [266]	bohrium 107 Bh [264]	hassium 108 Hs [277]	meitnerium 109 Mt [268]	darmstadtium 110 Ds [271]	roentgenium 111 Rg [272]	copernicium 112 Cn [285]	nihonium 113 Nh [286]	flerovium 114 Fl [289]	macrovium 115 Mc [289]	livermorium 116 Lv [293]	tennessine 117 Ts [294]	oganesson 118 Og [294]					

cerium 58 Ce 140.12	praseodymium 59 Pr 140.91	neodymium 60 Nd 144.24	promethium 61 Pm [145]	samarium 62 Sm 150.36	europium 63 Eu 151.96	gadolinium 64 Gd 157.25	terbium 65 Tb 158.93	dysprosium 66 Dy 162.50	holmium 67 Ho 164.93	erbium 68 Er 167.26	thulium 69 Tm 168.93	ytterbium 70 Yb 173.05	lutetium 71 Lu 174.97
thorium 90 Th 232.04	protactinium 91 Pa 231.04	uranium 92 U 238.03	neptunium 93 Np [237]	plutonium 94 Pu [244]	americium 95 Am [243]	curium 96 Cm [247]	berkelium 97 Bk [247]	californium 98 Cf [251]	einsteinium 99 Es [252]	fermium 100 Fm [257]	mendelevium 101 Md [258]	nobelium 102 No [259]	lawrencium 103 Lr [262]

f-Block

Figure 4.1-Position of d- block elements in the periodic table



d-Block elements composed of 3d series (4th period) Scandium to Zinc (10 elements), 4d series (5th period) Yttrium to Cadmium (10 elements) and 5d series (6th period) Lanthanum, Haffnium to mercury. As we know that the group-12 elements Zinc, Cadmium and Mercury do not have partially filled d-orbital either in their elemental state or in their normal oxidation states. However they are treated as transition elements, because their properties are an extension of the properties of the respective transition elements. As per the IUPAC definition, the seventh period elements, starting from Ac, Rf to Cn also belong to transition metals. All of them are radioactive. Except Actinium; all the remaining elements are synthetically prepared and have very low half life periods.

4.2 Electronic configuration:

We have already learnt in XI STD to write the electronic configuration of the elements using Aufbau principle, Hund's rule etc. According to Aufbau principle, the electron first fills the 4s orbital before 3d orbital. Therefore filling of 3d orbital starts from Sc, its electronic configuration is $[\text{Ar}]3d^1 4s^2$ and the electrons of successive elements are progressively filled in 3d orbital and the filling of 3d orbital is complete in Zinc, whose electronic configuration is $[\text{Ar}] 3d^{10} 4s^2$. However, there are two exceptions in the above mentioned progressive filling of 3d orbitals; if there is a chance of acquiring half filled or fully filled 3d sub shell, it is given priority as they are the stable configuration, for example Cr and Cu.

The electronic configurations of Cr and Cu are $[\text{Ar}] 3d^5 4s^1$ and $[\text{Ar}] 3d^{10} 4s^1$ respectively. The extra stability of half filled and fully filled d orbitals, as already explained in XI STD, is due to symmetrical distribution of electrons and exchange energy.

Note: The extra stability due to symmetrical distribution can also be visualized as follows. When the d orbitals are considered together, they will constitute a sphere. So the half filled and fully filled configuration leads to complete symmetrical distribution of electron density. On the other hand, an unsymmetrical distribution of electron density as in the case of partially filled configuration will result in building up of a potential difference. To decrease this and to achieve a tension free state with lower energy, a symmetrical distribution is preferred.

With these two exceptions and minor variation in certain individual cases, the general electronic configuration of d- block elements can be written as $[\text{Noble gas}] (n-1)d^{1-10} ns^{1-2}$, Here, $n = 4$ to 7 . In periods 6 and 7, (except La and Ac) the configuration includes $((n-2)f \text{ orbital}; [\text{Noble gas}] (n-2)f^{1-14} (n-1)d^{1-10} ns^{1-2})$.

4.3 General trend in properties:

4.3.1 Metallic behaviour:

All the transition elements are metals. Similar to all metals the transition metals are good conductors of heat and electricity. Unlike the metals of Group-1 and group-2, all the transition metals except group 11 elements are hard. Of all the known elements, silver has the highest electrical conductivity at room temperature.

Most of the transition elements are hexagonal close packed, cubic close packed or body centred cubic which are the characteristics of true metals.

21 Sc HCP	22 Ti HCP	23 V BCC	24 Cr BCC	25 Mn BCC	26 Fe BCC	27 Co HCP	28 Ni FCC	29 Cu FCC	30 Zn HCP
39 Y HCP	40 Zr HCP	41 Nb BCC	42 Mo BCC	43 Tc HCP	44 Ru HCP	45 Rh FCC	46 Pd FCC	47 Ag FCC	48 Cd HCP
57* La DHCP	72 Hf HCP	73 Ta BCC/ TETR	74 W BCC	75 Re HCP	76 Os HCP	77 Ir FCC	78 Pt FCC	79 Au FCC	80 Hg RHO
89** Ac FCC	104 Rf [HCP]	105 Db [BCC]	106 Sg [BCC]	107 Bh [HCP]	108 Hs [HCP]	109 Mt [FCC]	110 Ds [BCC]	111 Rg [BCC]	112 Cn [BCC]

Figure 4.2 lattice structures of 3d, 4d and 5d transition metals

As we move from left to right along the transition metal series, melting point first increases as the number of unpaired d electrons available for metallic bonding increases, reach a maximum value and then decreases, as the d electrons pair up and become less available for bonding.

For example, in the first series the melting point increases from Scandium (m.pt 1814K) to a maximum of 2183 K for vanadium, which is close to 2180K for chromium. However, manganese in 3d series and Tc in 4d series have low melting point. The maximum melting point at about the middle of transition metal series indicates that d^5 configuration is favorable for strong interatomic attraction. The following figure shows the trends in melting points of transition elements.

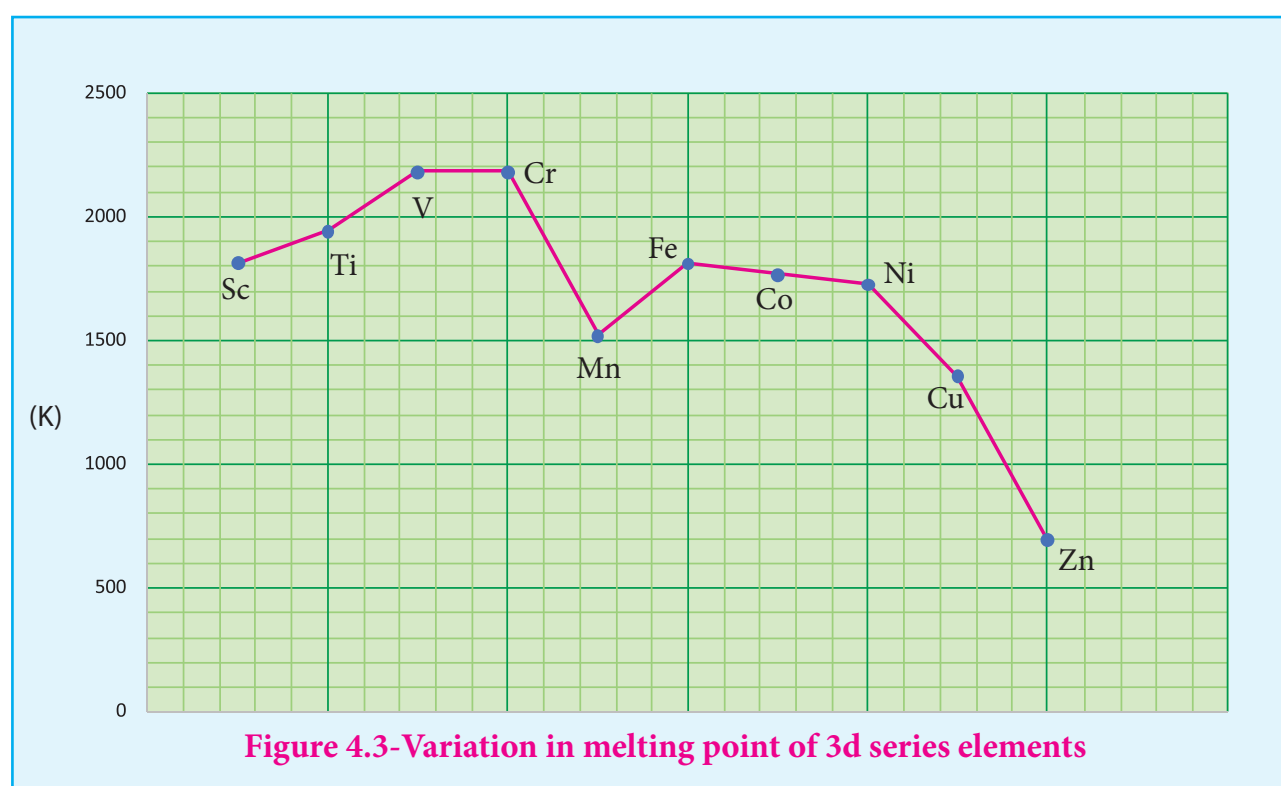


Figure 4.3-Variation in melting point of 3d series elements

4.3.2 Variation of atomic and ionic size:

It is generally expected a steady decrease in atomic radius along a period as the nuclear charge increases and the extra electrons are added to the same sub shell. But for the 3d transition elements, the expected decrease in atomic radius is observed from Sc to V, thereafter up to Cu the atomic radius nearly remains the same. As we move from Sc to Zn in 3d series the extra electrons are added to the 3d orbitals, the added 3d electrons only partially shield the increased nuclear charge and hence the effective nuclear charge increases slightly. However, the extra electrons added to the 3d sub shell strongly repel the 4s electrons and these two forces are operated in opposite direction and as they tend to balance each other, it leads to constancy in atomic radii.

At the end of the series, d – orbitals of Zinc contain 10 electrons in which the repulsive interaction between the electrons is more than the effective nuclear charge and hence, the orbitals slightly expand and atomic radius slightly increases.

Generally as we move down a group atomic radius increases, the same trend is expected in d block elements also. As the electrons are added to the 4d sub shell, the atomic radii of the 4d elements are higher than the corresponding elements of the 3d series. However there is an unexpected observation in the atomic radius of 5d

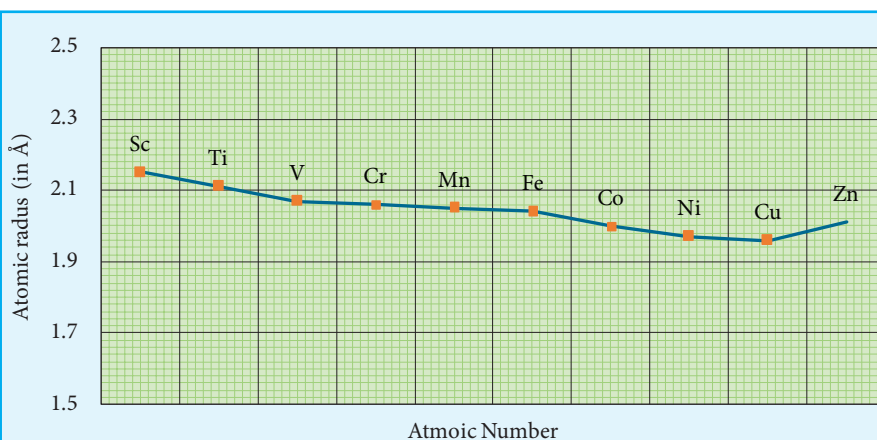


Figure 4.4 (a) Atomic radius of 3d Elements

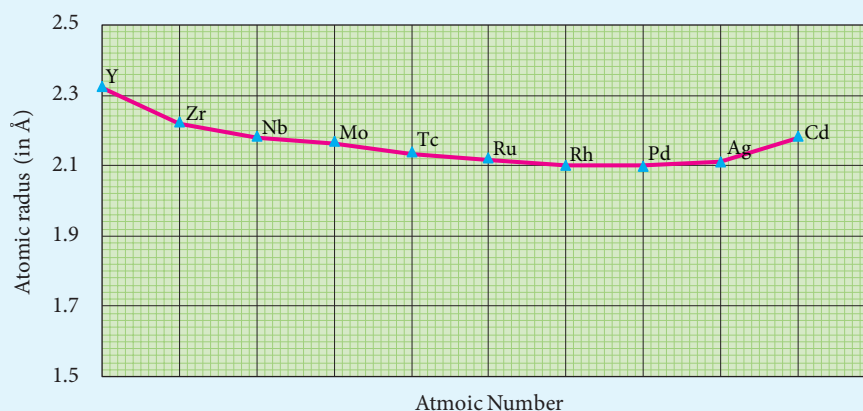


Figure 4.4 (b) Atomic radius of 4d Elements

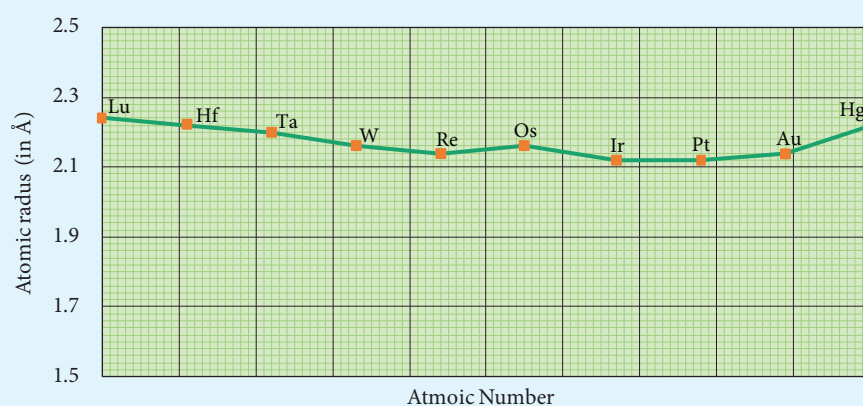
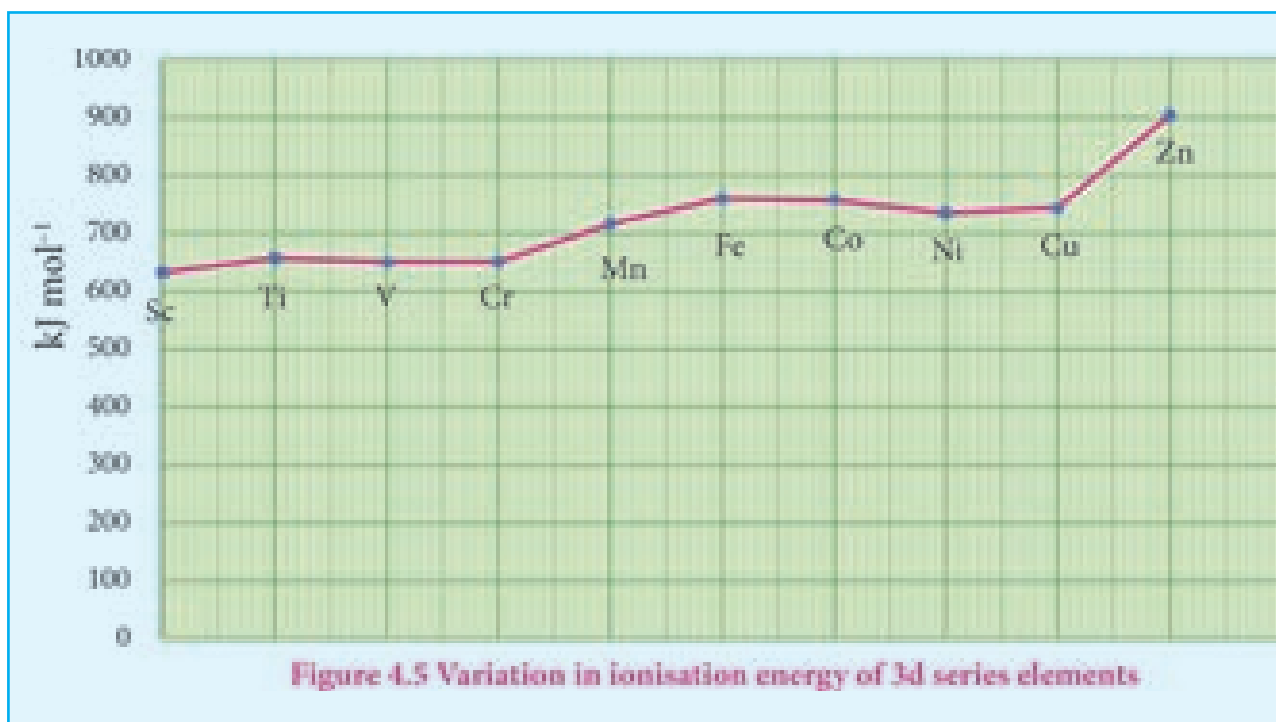


Figure 4.4 (c) Atomic radius of 5d Elements

elements which have nearly same atomic radius as that of corresponding 4d elements. This is due to lanthanoide contraction which is to be discussed later in this unit under inner transition elements.

4.3.3 Ionization enthalpy:

Ionization energy of transition element is intermediate between those of s and p block elements. As we move from left to right in a transition metal series, the ionization enthalpy increases as expected. This is due to increase in nuclear charge corresponding to the filling of d electrons. The following figure show the trends in ionisation enthalpy of transition elements.



The increase in first ionisation enthalpy with increase in atomic number along a particular series is not regular. The added electron enters (n-1)d orbital and the inner electrons act as a shield and decrease the effect of nuclear charge on valence ns electrons. Therefore, it leads to variation in the ionization energy values.

The ionisation enthalpy values can be used to predict the thermodynamic stability of their compounds. Let us compare the ionisation energy required to form Ni²⁺ and Pt²⁺ ions.

$$\begin{aligned}\text{For Nickel, } IE_1 + IE_2 &= (737 + 1753) \\ &= 2490 \text{ kJmol}^{-1}\end{aligned}$$

$$\begin{aligned}\text{For Platinum, } IE_1 + IE_2 &= (864 + 1791) \\ &= 2655 \text{ kJmol}^{-1}\end{aligned}$$

Since, the energy required to form Ni²⁺ is less than that of Pt²⁺, Ni(II) compounds are thermodynamically more stable than Pt(II) compounds.

Evaluate yourself:

Compare the stability of Ni^{4+} and Pt^{4+} from their ionisation enthalpy values.

IE	Ni	Pt
I	737	864
II	1753	1791
III	3395	2800
IV	5297	4150

4.3.4 Oxidation state:

The first transition metal Scandium exhibits only +3 oxidation state, but all other transition elements exhibit variable oxidation states by losing electrons from (n-1)d orbital and ns orbital as the energy difference between them is very small. Let us consider the 3d series; the following table summarizes the oxidation states of the 3d series elements.

Sc	Ti	V	Cr	Mn	Fe	Co	Ni	Cu
				+7				
			+6	+6	+6			
		+5	+5	+5				
	+4	+4	+4	+4	+4	+4	+4	
+3	+3	+3	+3	+3	+3	+3	+3	
	+2	+2	+2	+2	+2	+2	+2	+2
								+1

At the beginning of the series, +3 oxidation state is stable but towards the end +2 oxidation state becomes stable.

The number of oxidation states increases with the number of electrons available, and it decreases as the number of paired electrons increases. Hence, the first and last elements show less number of oxidation states and the middle elements with more number of oxidation states. For example, the first element Sc has only one oxidation state +3; the middle element Mn has six different oxidation states from +2 to +7. The last element Cu shows +1 and +2 oxidation states only.

The relative stability of different oxidation states of 3d metals is correlated with the extra stability of half filled and fully filled electronic configurations. Example: $\text{Mn}^{2+} (3d^5)$ is more stable than $\text{Mn}^{4+} (3d^3)$

The oxidation states of 4d and 5d metals vary from +3 for Y and La to +8 for Ru and Os. The highest oxidation state of 4d and 5d elements are found in their compounds with the higher electronegative elements like O, F and Cl. for example: RuO_4 , OsO_4 and WCl_6 . Generally in going down a group, a stability of the higher oxidation state increases while that of lower oxidation state decreases. It is evident from the Frost diagram (ΔG^0 vs oxidation number) as shown below, For titanium, vanadium and chromium, the most thermodynamically stable oxidation state is +3. For iron, the stabilities of +3 and +2 oxidation states are similar. Copper

is unique in 3d series having a stable +1 oxidation state. It is prone to disproportionate to the +2 and 0 oxidation states.

Evaluate yourself:

Why iron is more stable in +3 oxidation state than in +2 and the reverse is true for Manganese?

4.3.5 Standard electrode potentials of transition metals

Redox reactions involve transfer of electrons from one reactant to another. Such reactions are always coupled, which means that when one substance is oxidised, another must be reduced. The substance which is oxidised is a reducing agent and the one which is reduced is an oxidizing agent. The oxidizing and reducing power of an element is measured in terms of the standard electrode potentials.

Standard electrode potential is the value of the standard emf of a cell in which molecular hydrogen under standard pressure (1 atm) and temperature (273K) is oxidised to solvated protons at the electrode.

If the standard electrode potential (E^0), of a metal is large and negative, the metal is a powerful reducing agent, because it loses electrons easily. Standard electrode potentials (reduction potential) of few first transition metals are given in the following table.

Reaction	Standard reduction potential (V)
$\text{Ti}^{2+} + 2e^- \longrightarrow \text{Ti}$	-1.63
$\text{V}^{2+} + 2e^- \longrightarrow \text{V}$	-1.19
$\text{Cr}^{2+} + 2e^- \longrightarrow \text{Cr}$	-0.91
$\text{Mn}^{2+} + 2e^- \longrightarrow \text{Mn}$	-1.18
$\text{Fe}^{2+} + 2e^- \longrightarrow \text{Fe}$	-0.44
$\text{Co}^{2+} + 2e^- \longrightarrow \text{Co}$	-0.28
$\text{Ni}^{2+} + 2e^- \longrightarrow \text{Ni}$	-0.23
$\text{Cu}^{2+} + 2e^- \longrightarrow \text{Cu}$	+0.34
$\text{Zn}^{2+} + 2e^- \longrightarrow \text{Zn}$	-0.76

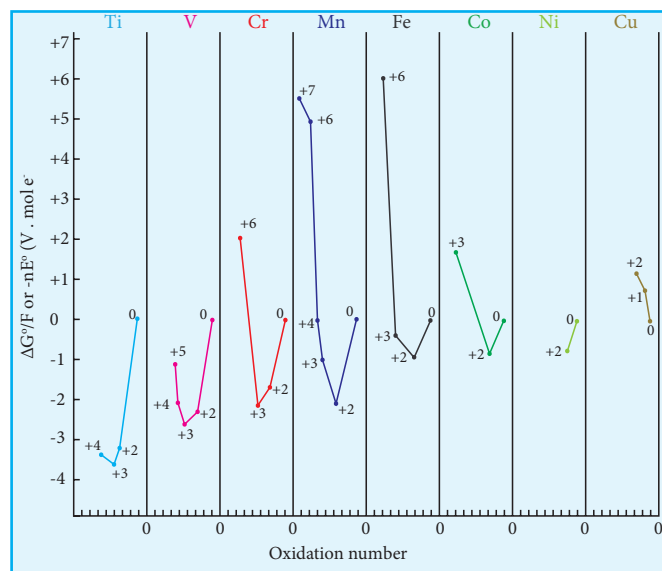


Figure 4.6 Frost diagram

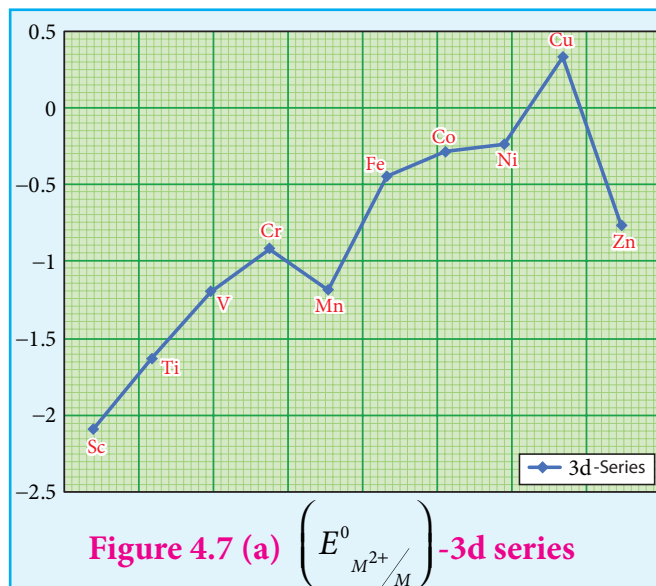
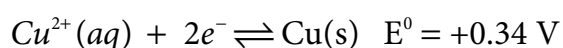
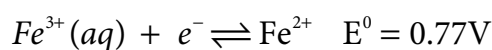


Figure 4.7 (a) $\left(E^0_{M^{2+}/M}\right)$ -3d series

In 3d series as we move from Ti to Zn, the standard reduction potential $\left(E^0_{M^{2+}/M}\right)$ value is approaching towards less negative value and copper has a positive reduction potential. i.e.,

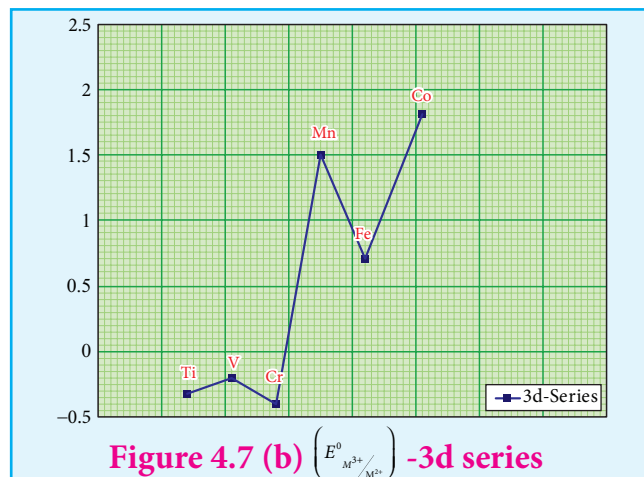
elemental copper is more stable than Cu^{2+} . There are two deviations., In the general trend, Fig shows that $\left(E^0_{M^{2+}/M}\right)$ value for manganese and zinc are more negative than the regular trend. It is due to extra stability which arises due to the half filled d^5 configuration in Mn^{2+} and completely filled d^{10} configuration in Zn^{2+} .

Transition metals in their high oxidation states tend to be oxidizing . For example, Fe^{3+} is moderately a strong oxidant, and it oxidises copper to Cu^{2+} ions. The feasibility of the reaction is predicted from the following standard electrode potential values.



The standard electrode potential for the M^{3+}/M^{2+} half-cell gives the relative stability between M^{3+} and M^{2+} . The reduction potential values are tabulated as below.

Reaction	Standard reduction potential (V)
$\text{Ti}^{3+} + e^- \longrightarrow \text{Ti}^{2+}$	-0.37
$\text{V}^{3+} + e^- \longrightarrow \text{V}^{2+}$	-0.26
$\text{Cr}^{3+} + e^- \longrightarrow \text{Cr}^{2+}$	-0.41
$\text{Mn}^{3+} + e^- \longrightarrow \text{Mn}^{2+}$	+1.51
$\text{Fe}^{3+} + e^- \longrightarrow \text{Fe}^{2+}$	+0.77
$\text{Co}^{3+} + e^- \longrightarrow \text{Co}^{2+}$	+1.81



The negative values for titanium, vanadium and chromium indicate that the higher oxidation state is preferred. If we want to reduce such a stable Cr^{3+} ion, strong reducing agent which has high negative value for reduction potential like metallic zinc ($E^0 = -0.76 \text{ V}$) is required.

The high reduction potential of $\text{Mn}^{3+}/\text{Mn}^{2+}$ indicates Mn^{2+} is more stable than Mn^{3+} . For $\text{Fe}^{3+}/\text{Fe}^{2+}$ the reduction potential is 0.77V, and this low value indicates that both Fe^{3+} and Fe^{2+} can exist under normal conditions. The drop from Mn to Fe is due to the electronic structure of the ions concerned. Mn^{3+} has a $3d^4$ configuration while that of Mn^{2+} is $3d^5$. The extra stability associated with a half filled d sub shell makes the reduction of Mn^{3+} very feasible ($E^0 = +1.51\text{V}$).

4.3.6 Magnetic properties

Most of the compounds of transition elements are paramagnetic. Magnetic properties are related to the electronic configuration of atoms. We have already learnt in XI STD that

the electron is spinning around its own axis, in addition to its orbital motion around the nucleus. Due to these motions, a tiny magnetic field is generated and it is measured in terms of magnetic moment. On the basis of magnetic properties, materials can be broadly classified as (i) paramagnetic materials (ii) diamagnetic materials, besides these there are ferromagnetic and antiferromagnetic materials.

Materials with no elementary magnetic dipoles are diamagnetic, in other words a species with all paired electrons exhibits diamagnetism. This kind of materials are repelled by the magnetic field because the presence of external magnetic field, a magnetic induction is introduced to the material which generates weak magnetic field that oppose the applied field.

Paramagnetic solids having unpaired electrons possess magnetic dipoles which are isolated from one another. In the absence of external magnetic field, the dipoles are arranged at random and hence the solid shows no net magnetism. But in the presence of magnetic field, the dipoles are aligned parallel to the direction of the applied field and therefore, they are attracted by an external magnetic field.

Ferromagnetic materials have domain structure and in each domain the magnetic dipoles are arranged. But the spin dipoles of the adjacent domains are randomly oriented. Some transition elements or ions with unpaired d electrons show ferromagnetism.

3d transition metal ions in paramagnetic solids often have a magnetic dipole moments corresponding to the electron spin contribution only. The orbital moment L is said to be quenched. So the magnetic moment of the ion is given by

$$\mu = g \sqrt{S(S+1)} \mu_B$$

Where S is the total spin quantum number of the unpaired electrons and is μ_B Bohr Magnetron.

For an ion with n unpaired electrons $S = \frac{n}{2}$ and for an electron $g=2$

Therefore the spin only magnetic moment is given by

$$\mu = 2 \sqrt{\left(\frac{n}{2}\right) \left(\frac{n}{2} + 1\right)} \mu_B$$

$$\mu = 2 \sqrt{\left(\frac{n(n+2)}{4}\right)} \mu_B$$

$$\mu = \sqrt{n(n+2)} \mu_B$$

The magnetic moment calculated using the above equation is compared with the experimental values in the following table. In most of the cases, the agreement is good.

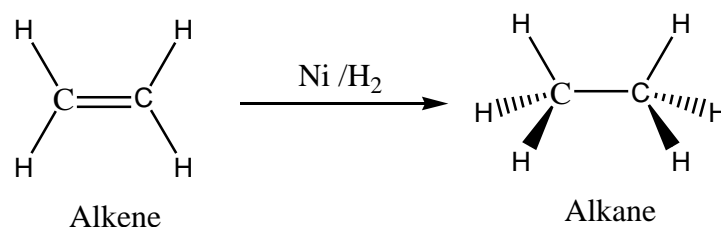
Ion	Configuration	n	$\mu = \sqrt{n(n+2)} \mu_B$	$\mu_{\text{(observed)}}$
$\text{Sc}^{3+}, \text{Ti}^{4+}, \text{V}^{5+}$	d^0	0	$\mu = \sqrt{0(0+2)} = 0 \mu_B$	diamagnetic
$\text{Ti}^{3+}, \text{V}^{4+}$	d^1	1	$\mu = \sqrt{1(1+2)} = \sqrt{3} = 1.73 \mu_B$	1.75
$\text{Ti}^{2+}, \text{V}^{3+}$	d^2	2	$\mu = \sqrt{2(2+2)} = \sqrt{8} = 2.83 \mu_B$	2.76
$\text{Cr}^{3+}, \text{Mn}^{4+}, \text{V}^{2+}$	d^3	3	$\mu = \sqrt{3(3+2)} = \sqrt{15} = 3.87 \mu_B$	3.86
$\text{Cr}^{2+}, \text{Mn}^{3+}$	d^4	4	$\mu = \sqrt{4(4+2)} = \sqrt{24} = 4.89 \mu_B$	4.80
$\text{Mn}^{2+}, \text{Fe}^{3+}$	d^5	5	$\mu = \sqrt{5(5+2)} = \sqrt{35} = 5.91 \mu_B$	5.96
$\text{Co}^{3+}, \text{Fe}^{2+}$	d^6	4	$\mu = \sqrt{4(4+2)} = \sqrt{24} = 4.89 \mu_B$	5.3-5.5
Co^{2+}	d^7	3	$\mu = \sqrt{3(3+2)} = \sqrt{15} = 3.87 \mu_B$	4.4-5.2
Ni^{2+}	d^8	2	$\mu = \sqrt{2(2+2)} = \sqrt{8} = 2.83 \mu_B$	2.9-3.4
Cu^{2+}	d^9	1	$\mu = \sqrt{1(1+2)} = \sqrt{3} = 1.732 \mu_B$	1.8-2.2
$\text{Cu}^+, \text{Zn}^{2+}$	d^{10}	0	$\mu = \sqrt{0(0+2)} = 0 \mu_B$	diamagnetic

4.3.7 Catalytic properties

The chemical industries manufacture a number of products such as polymers, flavours, drugs etc., Most of the manufacturing processes have adverse effect on the environment so there is an interest for eco friendly alternatives. In this context, catalyst based manufacturing processes are advantageous, as they require low energy, minimize waste production and enhance the conversion of reactants to products.

Many industrial processes use transition metals or their compounds as catalysts. Transition metal has energetically available d orbitals that can accept electrons from reactant molecule or metal can form bond with reactant molecule using its d electrons. For example, in the catalytic hydrogenation of an alkene, the alkene bonds to an active site by using its π electrons with an empty d orbital of the catalyst.

The σ bond in the hydrogen molecule breaks, and each hydrogen atom forms a bond with a d electron on an atom in the catalyst. The two hydrogen atoms then bond with the partially broken π -bond in the alkene to form an alkane.

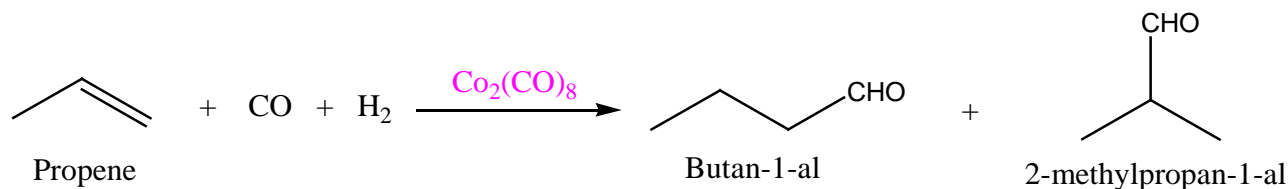


In certain catalytic processes the variable oxidation states of transition metals find applications. For example, in the manufacture of sulphuric acid from SO_3 , vanadium pentoxide

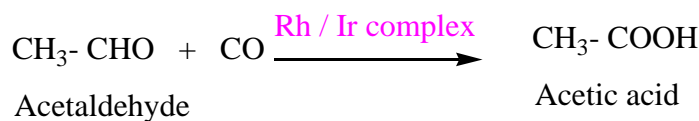
(V₂O₅) is used as a catalyst to oxidise SO₂. In this reaction V₂O₅ is reduced to vanadium (IV) Oxide (VO₂).

Some more examples are discussed below,

(i) Hydroformylation of olefins

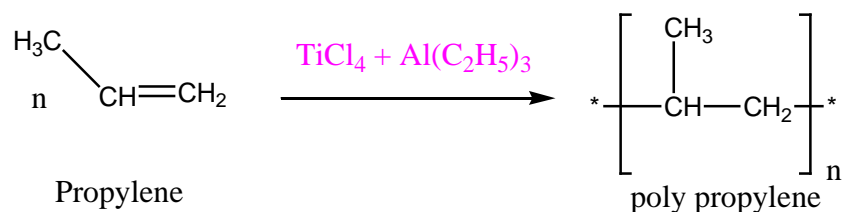


(ii) Preparation acetic acid from acetaldehyde.



(iii) Zeigler – Natta catalyst

A mixture of TiCl₄ and trialkyl aluminium is used for polymerization.



4.3.8 Alloy formation

An alloy is formed by blending a metal with one or more other elements. The elements may be metals or non-metals or both. The bulk metal is named as solvent, and the other elements in smaller portions are called solute. According to Hume-Rothery rule to form a substitute alloy the difference between the atomic radii of solvent and solute is less than 15%. Both the solvent and solute must have the same crystal structure and valence and their electro negativity difference must be close to zero. Transition metals satisfying these mentioned conditions form a number of alloys among themselves, since their atomic sizes are similar and one metal atom can be easily replaced by another metal atom from its crystal lattice to form an alloy. The alloys so formed are hard and often have high melting points. Examples: Ferrous alloys, gold – copper alloy, chrome alloys etc.,

4.3.9 Formation of interstitial compounds

An interstitial compound or alloy is a compound that is formed when small atoms like hydrogen, boron, carbon or nitrogen are trapped in the interstitial holes in a metal lattice. They are usually non-stoichiometric compounds. Transition metals form a number of interstitial compounds such as TiC, ZrH_{1.92}, Mn₄N etc. The elements that occupy the metal lattice provide them new properties.

- (i) They are hard and show electrical and thermal conductivity
- (ii) They have high melting points higher than those of pure metals

(iii) Transition metal hydrides are used as powerful reducing agents

(iv) Metallic carbides are chemically inert.

4.3.10 Formation of complexes

Transition elements have a tendency to form coordination compounds with a species that has an ability to donate an electron pair to form a coordinate covalent bond. Transition metal ions are small and highly charged and they have vacant low energy orbitals to accept an electron pair donated by other groups. Due to these properties, transition metals form large number of complexes. Examples: $[\text{Fe}(\text{CN})_6]^{4-}$, $[\text{Co}(\text{NH}_3)_6]^{3+}$, etc..

The chemistry of coordination compound is discussed in unit 5.

4.4 Important compound of Transition elements

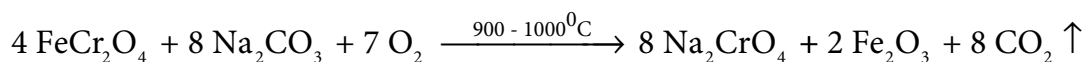
Oxides and Oxoanions of Metals

Generally, transition metal oxides are formed by the reaction of transition metals with molecular oxygen at high temperatures. Except the first member of 3d series, Scandium, all other transition elements form ionic metal oxides. The oxidation number of metal in metal oxides ranges from +2 to +7. As the oxidation number of a metal increases, ionic character decreases, for example, Mn_2O_7 is covalent. Mostly higher oxides are acidic in nature, Mn_2O_7 dissolves in water to give permanganic acid (HMnO_4), similarly CrO_3 gives chromic acid (H_2CrO_4) and dichromic acid ($\text{H}_2\text{Cr}_2\text{O}_7$). Generally lower oxides may be amphoteric or basic, for example, Chromium (III) oxide - Cr_2O_3 , is amphoteric and Chromium(II) oxide, CrO , is basic in nature.

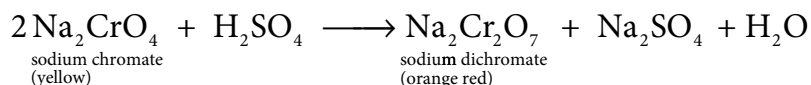
Potassium dichromate $\text{K}_2\text{Cr}_2\text{O}_7$

Preparation:

Potassium dichromate is prepared from chromite ore. The ore is concentrated by gravity separation. It is then mixed with excess sodium carbonate and lime and roasted in a reverbratory furnace.

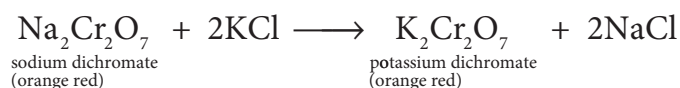


The roasted mass is treated with water to separate soluble sodium chromate from insoluble iron oxide. The yellow solution of sodium chromate is treated with concentrated sulphuric acid which converts sodium chromate into sodium dichromate.



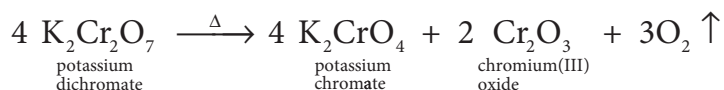
The above solution is concentrated to remove less soluble sodium sulphate. The resulting solution is filtered and further concentrated. It is cooled to get the crystals of $\text{Na}_2\text{SO}_4 \cdot 2\text{H}_2\text{O}$.

The saturated solution of sodium dichromate in water is mixed with KCl and then concentrated to get crystals of NaCl. It is filtered while hot and the filtrate is cooled to obtain $\text{K}_2\text{Cr}_2\text{O}_7$ crystals.

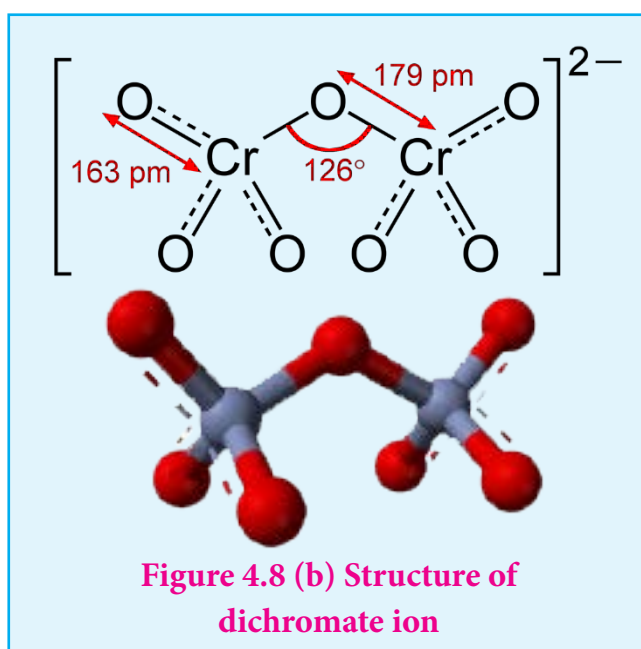
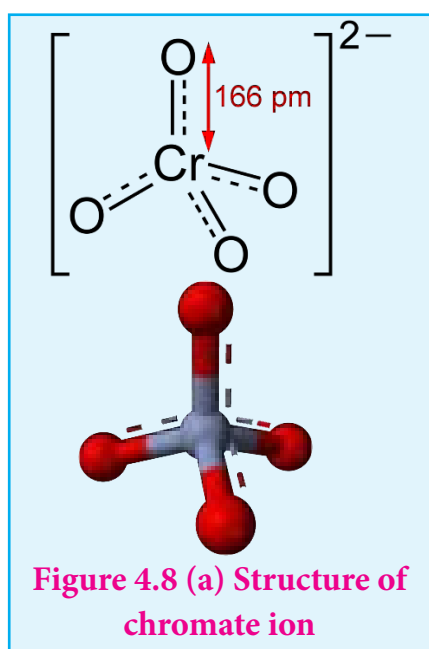


Physical properties:

Potassium dichromate is an orange red crystalline solid which melts at 671K and it is moderately soluble in cold water, but very much soluble in hot water. On heating it decomposes and forms Cr_2O_3 and molecular oxygen. As it emits toxic chromium fumes upon heating, it is mainly replaced by sodium dichromate.



Structure of dichromate ion:

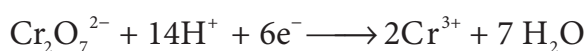


Both chromate and dichromate ion are oxo anions of chromium and they are moderately strong oxidizing agents. In these ions chromium is in +6 oxidation state. In an aqueous solution, chromate and dichromate ions can be interconvertible, and in an alkaline solution chromate ion is predominant, whereas dichromate ion becomes predominant in acidic solutions. Structures of these ions are shown in the figure.

Chemical properties:

1. Oxidation


Potassium dichromate is a powerful oxidising agent in acidic medium. Its oxidising action in the presence of H^+ ions is shown below. You can note that the change in the oxidation state of chromium from Cr^{6+} to Cr^{3+} . Its oxidising action is shown below.



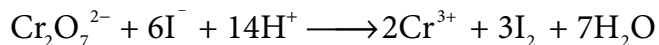
The oxidising nature of potassium dichromate (dichromate ion) is illustrated in the following examples.



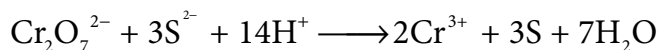
- (i) It oxidises ferrous salts to ferric salts.




- (ii) It oxidises iodide ions to iodine




- (iii) It oxidises sulphide ion to sulphur



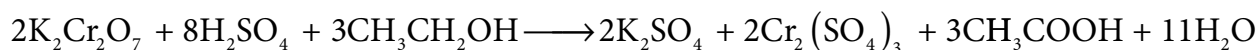
- (iv) It oxidises sulphur dioxide to sulphate ion



- (v) It oxidises stannous salts to stannic salt



- (vi) It oxidises alcohols to acids.

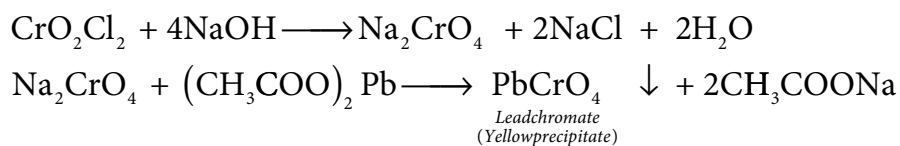


2. Chromyl chloride test:

When potassium dichromate is heated with any chloride salt in the presence of Conc H_2SO_4 , orange red vapours of chromyl chloride (CrO_2Cl_2) is evolved. This reaction is used to confirm the presence of chloride ion in inorganic qualitative analysis.



The chromyl chloride vapours are dissolved in sodium hydroxide solution and then acidified with acetic acid and treated with lead acetate. A yellow precipitate of lead chromate is obtained.



Uses of potassium dichromate:

Some important uses of potassium dichromate are listed below.

1. It is used as a strong oxidizing agent.
2. It is used in dyeing and printing.
3. It used in leather tanneries for chrome tanning.
4. It is used in quantitative analysis for the estimation of iron compounds and iodides.

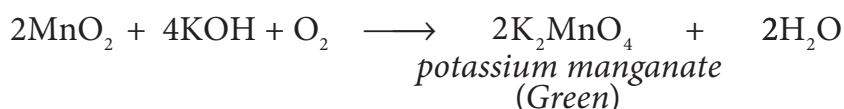
Potassium permanganate - KMnO_4

Preparation:

Potassium permanganate is prepared from pyrolusite (MnO_2) ore. The preparation involves the following steps.

- (i) Conversion of MnO_2 to potassium manganate:

Powdered ore is fused with KOH in the presence of air or oxidising agents like KNO_3 or KClO_3 . A green coloured potassium manganate is formed.


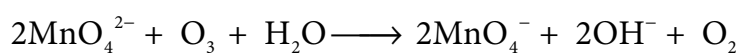


- (ii) Oxidation of potassium manganate to potassium permanganate:

Potassium manganate thus obtained can be oxidised in two ways, either by chemical oxidation or electrolytic oxidation.

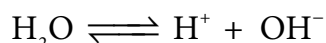
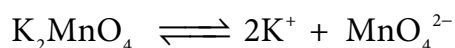
Chemical oxidation:

In this method potassium manganate is treated with ozone (O_3) or chlorine to get potassium permanganate.

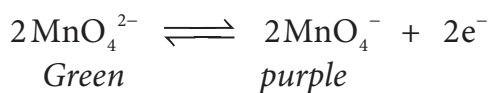


Electrolytic oxidation

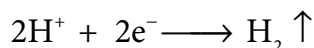
In this method aqueous solution of potassium manganate is electrolyzed in the presence of little alkali.



Manganate ions are converted into permanganate ions at anode.



H_2 is liberated at the cathode.



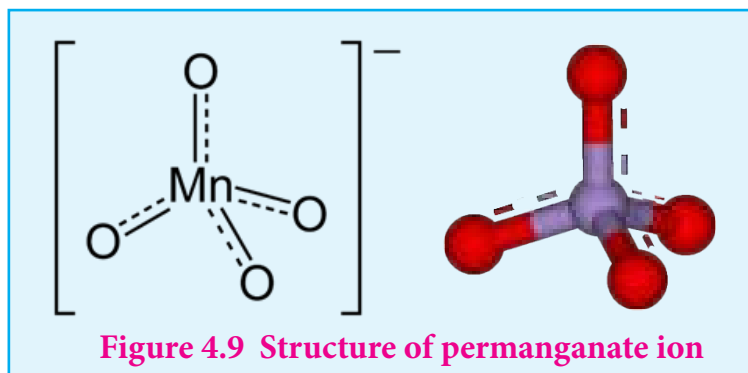
The purple coloured solution is concentrated by evaporation and forms crystals of potassium permanganate on cooling.

Physical properties:

Potassium permanganate exists in the form of dark purple crystals which melts at 513 K. It is sparingly soluble in cold water but, fairly soluble in hot water.

Structure of permanganate ion

Permanganate ion has tetrahedral geometry in which the central Mn^{7+} is d^3s hybridised.



Chemical properties:

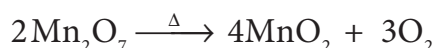
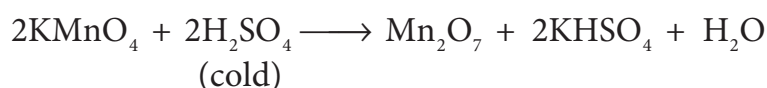
1. Action of heat:

When heated, potassium permanganate decomposes to form potassium manganate and manganese dioxide.



2. Action of conc H_2SO_4

On treating with cold conc H_2SO_4 , it decomposes to form manganese heptoxide, which subsequently decomposes explosively.



But with hot conc H_2SO_4 , potassium permanganate give MnSO_4

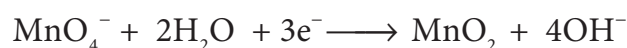


3. Oxidising property:

Potassium permanganate is a strong oxidising agent, its oxidising action differs in different reaction medium.

a) In neutral medium:

In neutral medium, it is reduced to MnO_2 :



(i) It oxidises H_2S to sulphur



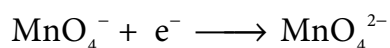
(ii) It oxidises thiosulphate into sulphate



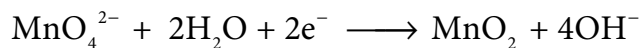


b) In alkaline medium:

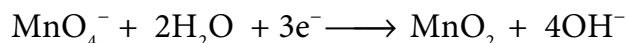
In the presence of alkali metal hydroxides, the permanganate ion is converted into manganate.



This manganate is further reduced to MnO_2 by some reducing agents.



So the overall reaction can be written as follows.



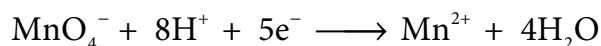
This reaction is similar as that for neutral medium.

Bayer's reagent:

Cold dilute alkaline KMnO_4 is known as Baeyer's reagent. It is used to oxidise alkenes into diols. For example, ethylene can be converted into ethylene glycol and this reaction is used as a test for unsaturation.

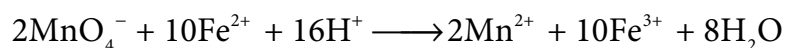
c) In acid medium:

In the presence of dilute sulphuric acid, potassium permanganate acts as a very strong oxidising agent. Permanganate ion is converted into Mn^{2+} ion.

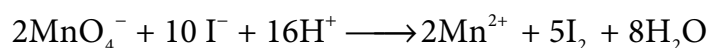


The oxidising nature of potassium permanganate (permanganate ion) in acid medium is illustrated in the following examples.

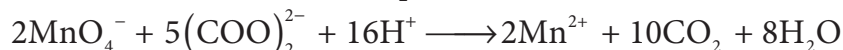
(i) It oxidises ferrous salts to ferric salts.



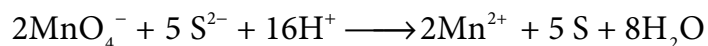
(ii) It oxidises iodide ions to iodine




(iii) It oxidises oxalic acid to CO_2



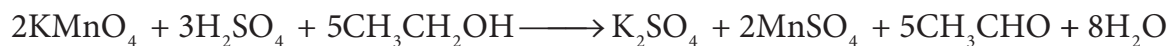
(iv) It oxidises sulphide ion to sulphur




(v) It oxidises nitrites to nitrates



(vi) It oxidises alcohols to aldehydes.



(vii) It oxidises sulphite to sulphate

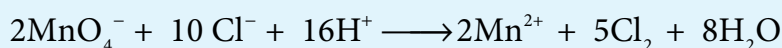


Uses of potassium permanganate:

Some important uses of potassium permanganate are listed below.

1. It is used as a strong oxidizing agent.
2. It is used for the treatment of various skin infections and fungal infections of the foot.
3. It is used in water treatment industries to remove iron and hydrogen sulphide from well water.
4. It is used as Bayer's reagent for detecting unsaturation in an organic compound.
5. It is used in quantitative analysis for the estimation of ferrous salts, oxalates, hydrogen peroxide and iodides.

Note HCl cannot be used for making the medium acidic since it reacts with KMnO_4 as follows.



HNO_3 also cannot be used since it is a good oxidising agent and reacts with reducing agents in the reaction.

However, H_2SO_4 is found to be most suitable since it does not react with potassium permanganate.

Note

$$\text{Equivalent weight of KMnO}_4 \text{ in acid medium} = \frac{\text{Molecular weight of KMnO}_4}{\text{no of mols of electrons transferred}} = \frac{158}{5} = 31.6$$

$$\text{Equivalent weight of KMnO}_4 \text{ in basic medium} = \frac{\text{Molecular weight of KMnO}_4}{\text{no of mols of electrons transferred}} = \frac{158}{1} = 158$$

$$\text{Equivalent weight of KMnO}_4 \text{ in neutral medium} = \frac{\text{Molecular weight of KMnO}_4}{\text{no of mols of electrons transferred}} = \frac{158}{3} = 52.67$$

f-block elements – Inner transition elements

In the inner transition elements there are two series of elements.

- 1) Lanthanoids (previously called lanthanides)
- 2) Actinoids (previously called actinides)

Lanthanoid series consists of fourteen elements from Cerium ($_{58}\text{Ce}$) to Lutetium ($_{71}\text{Lu}$) following Lanthanum ($_{57}\text{La}$). These elements are characterised by the preferential filling of 4f orbitals. Similarly actinoids consist of 14 elements from Thorium ($_{90}\text{Th}$) to Lawrencium ($_{103}\text{Lr}$) following Actinium ($_{89}\text{Ac}$). These elements are characterised by the preferential filling of 5f orbital.

The position of Lanthanoids in the periodic table

The actual position of Lanthanoids in the periodic table is at group number 3 and period

number 6. However, in the sixth period after lanthanum, the electrons are preferentially filled in inner 4f sub shell and these fourteen elements following lanthanum show similar chemical properties. Therefore these elements are grouped together and placed at the bottom of the periodic table. This position can be justified as follows.

1. Lanthanoids have general electronic configuration $[\text{Xe}] 4f^{1-14} 5d^{0-1} 6s^2$
2. The common oxidation state of lanthanoids is +3
3. All these elements have similar physical and chemical properties.

Similarly the fourteen elements following actinium resemble in their physical and chemical properties. If we place these elements after Lanthanum in the periodic table below 4d series, the properties of the elements belongs to a group would be different and it would affect the proper structure of the periodic table. Hence a separate position is provided to the inner transition elements as shown in the figure.

s-Block										p-Block																									
hydrogen 1 H 1.0079																				helium 2 He 4.0026															
lithium 3 Li 6.941		beryllium 4 Be 9.0122																				boron 5 B 10.811		carbon 6 C 12.011		nitrogen 7 N 14.007		oxygen 8 O 15.999		fluorine 9 F 18.998		neon 10 Ne 20.180			
sodium 11 Na 22.990		magnesium 12 Mg 24.305																				aluminum 13 Al 26.982		silicon 14 Si 28.086		phosphorus 15 P 30.974		sulfur 16 S 32.065		chlorine 17 Cl 35.453		argon 18 Ar 39.948			
potassium 19 K 39.098		calcium 20 Ca 40.078		d-Block																		gallium 31 Ga 69.723		germanium 32 Ge 72.64		arsenic 33 As 74.922		selenium 34 Se 78.96		bromine 35 Br 79.904		krypton 36 Kr 83.798			
rubidium 37 Rb 85.468		strontium 38 Sr 87.62		scandium 21 Sc 44.956		titanium 22 Ti 47.867		vanadium 23 V 50.942		chromium 24 Cr 51.996		manganese 25 Mn 54.938		iron 26 Fe 55.845		cobalt 27 Co 58.933		nickel 28 Ni 58.693		copper 29 Cu 63.546		zinc 30 Zn 65.38		indium 49 In 114.82		tin 50 Sn 118.71		antimony 51 Sb 121.76		tellurium 52 Te 127.60		iodine 53 I 126.90		xenon 54 Xe 131.29	
cesium 55 Cs 132.91		barium 56 Ba 137.33		lanthanum 57 La 138.91		hafnium 72 Hf 178.49		tantalum 73 Ta 180.95		tungsten 74 W 183.84		rhenium 75 Re 186.21		osmium 76 Os 190.23		iridium 77 Ir 192.22		platinum 78 Pt 195.08		gold 79 Au 196.97		mercury 80 Hg 200.59		thallium 81 Tl 204.38		lead 82 Pb 207.2		bismuth 83 Bi 208.98		polonium 84 Po [209]		astatine 85 At [210]		radon 86 Rn [222]	
francium 87 Fr [223]		radium 88 Ra [226]		actinium 89 Ac [227]		rutherfordium 104 Rf [261]		dubnium 105 Db [262]		seaborgium 106 Sg [266]		bohrium 107 Bh [264]		hassium 108 Hs [277]		meitnerium 109 Mt [268]		darmstadtium 110 Ds [271]		roentgenium 111 Rg [272]		copernicium 112 Cn [285]		nihonium 113 Nh [286]		flerovium 114 Fl [289]		moscovium 115 Mc [289]		livermorium 116 Lv [293]		tennessine 117 Ts [294]		oganesson 118 Og [294]	
				f-Block																															
				cerium 58 Ce 140.12		praseodymium 59 Pr 140.91		neodymium 60 Nd 144.24		promethium 61 Pm [145]		samarium 62 Sm 150.36		europium 63 Eu 151.96		gadolinium 64 Gd 157.25		terbium 65 Tb 158.93		dysprosium 66 Dy 162.50		holmium 67 Ho 164.93		erbium 68 Er 167.26		thulium 69 Tm 168.93		ytterbium 70 Yb 173.05		lutetium 71 Lu 174.97					
				thorium 90 Th 232.04		protactinium 91 Pa 231.04		uranium 92 U 238.03		neptunium 93 Np [237]		plutonium 94 Pu [244]		americium 95 Am [243]		curium 96 Cm [247]		berkelium 97 Bk [247]		californium 98 Cf [251]		einsteinium 99 Es [252]		fermium 100 Fm [257]		mendelevium 101 Md [258]		nobelium 102 No [259]		lawrencium 103 Lr [262]					

Figure 4.10 position of inner transition elements

Electronic configuration of Lanthanoids:

We know that the electrons are filled in different orbitals in the order of their increasing energy in accordance with Aufbau principle. As per this rule after filling 5s, 5p and 6s and 4f level begin to fill from lanthanum, and hence the expected electronic configuration of Lanthanum (La) is $[\text{Xe}] 4f^1 5d^0 6s^2$ but the actual electronic configuration of Lanthanum is

$[\text{Xe}] 4f^0 5d^1 6s^2$ and it belongs to d block. Filling of 4f orbital starts from Cerium (Ce) and its electronic configuration is $[\text{Xe}] 4f^1 5d^1 6s^2$. As we move from Cerium to other elements the additional electrons are progressively filled in 4f orbitals as shown in the table.

Table : electronic configuration of Lanthanum and Lanthanoids

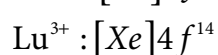
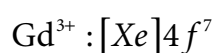
Name of the element	Atomic number	Symbol	Electronic configuration
Lanthanum	57	La	$[\text{Xe}] 4f^0 5d^1 6s^2$
Cerium	58	Ce	$[\text{Xe}] 4f^1 5d^1 6s^2$
Praseodymium	59	Pr	$[\text{Xe}] 4f^3 5d^0 6s^2$
Neodymium	60	Nd	$[\text{Xe}] 4f^4 5d^0 6s^2$
Promethium	61	Pm	$[\text{Xe}] 4f^5 5d^0 6s^2$
Samarium	62	Sm	$[\text{Xe}] 4f^6 5d^0 6s^2$
Europium	63	Eu	$[\text{Xe}] 4f^7 5d^0 6s^2$
Gadolinium	64	Gd	$[\text{Xe}] 4f^7 5d^1 6s^2$
Terbium	65	Tb	$[\text{Xe}] 4f^9 5d^0 6s^2$
Dysprosium	66	Dy	$[\text{Xe}] 4f^{10} 5d^0 6s^2$
Holmium	67	Ho	$[\text{Xe}] 4f^{11} 5d^0 6s^2$
Erbium	68	Er	$[\text{Xe}] 4f^{12} 5d^0 6s^2$
Thulium	69	Tm	$[\text{Xe}] 4f^{13} 5d^0 6s^2$
Ytterbium	70	Yb	$[\text{Xe}] 4f^{14} 5d^0 6s^2$
Lutetium	71	Lu	$[\text{Xe}] 4f^{14} 5d^1 6s^2$

In Gadolinium (Gd) and Lutetium (Lu) the 4f orbitals, are half-filled and completely filled, and one electron enters 5d orbitals. Hence the general electronic configuration of 4f series of elements can be written as $[\text{Xe}] 4f^{1-14} 5d^{0-1} 6s^2$

Oxidation state of lanthanoids:

The common oxidation state of lanthanoids is +3. In addition to that some of the lanthanoids also show either +2 or +4 oxidation states.

Gd^{3+} and Lu^{3+} ions have extra stability, it is due to the fact that they have exactly half filled and completely filled f-orbitals respectively. Their electronic configurations are



Similarly Cerium and Terbium attain $4f^0$ and $4f^7$ configurations respectively in the +4 oxidation states. Eu^{2+} and Yb^{2+} ions have exactly half filled and completely filled f orbitals respectively.

The stability of different oxidation states has an impact on the properties of these elements. the following table shows the different oxidation states of lanthanoids.

Ce	Pr	Nd	Pm	Sm	Eu	Gd	Tb	Dy	Ho	Er	Tm	Yb	Lu
		+2		+2	+2						+2	+2	
+3	+3	+3	+3	+3	+3	+3	+3	+3	+3	+3	+3	+3	+3
+4	+4	+4					+4	+4					

Atomic and ionic radii:

As we move across 4f series, the atomic and ionic radii of lanthanoids show gradual decrease with increase in atomic number. This decrease in ionic size is called lanthanoid contraction.

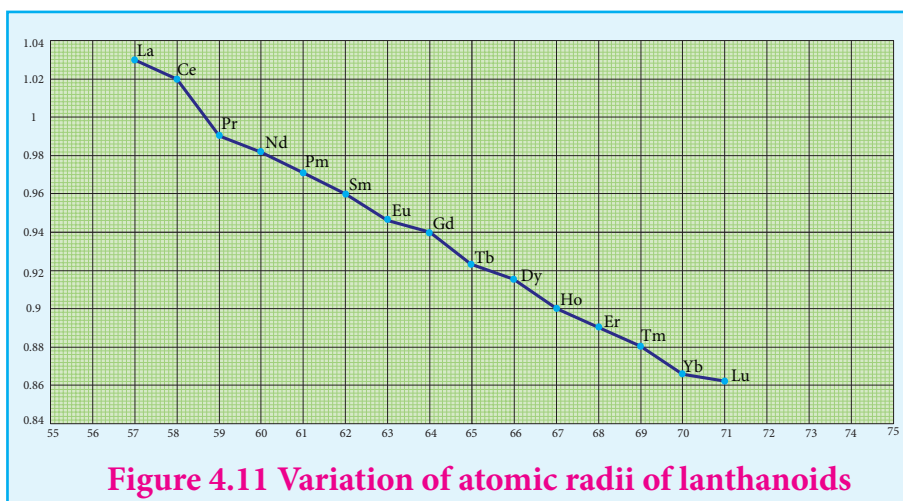


Figure 4.11 Variation of atomic radii of lanthanoids

Cause of lanthanoid contraction:

As we move from one element to another in 4f series (Ce to Lu) the nuclear charge increases by one unit and an additional electron is added into the same inner 4f sub shell. We know that 4f sub shell have a diffused shapes and therefore the shielding effect of 4f electrons relatively poor.hence, with increase of nuclear charge, the valence shell is pulled slightly towards nucleus. As a result, the effective nuclear charge experienced by the 4f electrons increases and the size of Ln^{3+} ions decreases. Lanthanoid contraction of various lanthanoids is shown in the graph

Consequences of lanthanoid contraction:

1. Basic nature

As we from Ce^{3+} to Lu^{3+} , the basic character of Ln^{3+} ions decrease. Due to the decrease in the size of Ln^{3+} ions, the ionic character of $\text{Ln}-\text{OH}$ bond decreases (covalent character increases) which results in the decrease in the basic nature.

2. Similarities among lanthanoids:

In the complete f - series only 10 pm decrease in atomic radii and 20 pm decrease in ionic radii is observed. because of this very small change in radii of lanthanoids, their chemical properties are quite similar.

The elements of the second and third transition series resemble each other more closely than the elements of the first and second transition series. For example

Series	Element	Atomic radius
3d Series	Ti	132 pm
4d Series	Zr	145 pm
5d Series	Hf	144 pm

Actinoids:

The fourteen elements following actinium ,i.e., from thorium (Th) to lawrentium (Lr) are called actinoids. Unlike the lanthanoids, all the actinoids are radioactive and most of them have short half lives. Only thorium and uranium(U) occur in significant amount in nature and a trace amounts of Plutonium(Pu) is also found in Uranium ores. Neptunium(Np) and successive heavier elements are produced synthetically by the artificial transformation of naturally occuring elements by nuclear reactions.

Similar to lanthanoids, they are placed at the bottom of the periodic table.

Electronic configuration:

The electronic configuration of actinoids is not definite. The general valence shell electronic configuration of 5f elements is represented as $[Rn]5f^{0-14}6d^{0-2}7s^2$. The following table show the electronic configuration of actinoids.

Table : electronic configuration of actinoids

Name of the element	Atomic number	Symbol	Electronic configuration
Actinium	89	Ac	$[Rn] 5f^0 6d^1 7s^2$
Thorium	90	Th	$[Rn] 5f^0 6d^2 7s^2$
Protactinium	91	Pa	$[Rn] 5f^2 6d^1 7s^2$
Uranium	92	U	$[Rn] 5f^3 6d^1 7s^2$
Neptunium	93	Np	$[Rn] 5f^4 6d^1 7s^2$
Plutonium	94	Pu	$[Rn] 5f^6 6d^0 7s^2$
Americium	95	Am	$[Rn] 5f^7 6d^0 7s^2$
Curium	96	Cm	$[Rn] 5f^7 6d^1 7s^2$
Berkelium	97	Bk	$[Rn] 5f^9 6d^0 7s^2$
Californium	98	Cf	$[Rn] 5f^{10} 6d^0 7s^2$

Name of the element	Atomic number	Symbol	Electronic configuration
Einsteinium	99	Es	[Rn] 5f ¹¹ 6d ⁰ 7s ²
Fermium	100	Fm	[Rn] 5f ¹² 6d ⁰ 7s ²
Mendelevium	101	Md	[Rn] 5f ¹³ 6d ⁰ 7s ²
Nobelium	102	No	[Rn] 5f ¹⁴ 6d ⁰ 7s ²
Lawrentium	103	Lr	[Rn] 5f ¹⁴ 6d ¹ 7s ²

Oxidation state of actinoids:

Like lanthanoids, the most common state of actinoids is +3. In addition to that actinoids show variable oxidation states such as +2, +3, +4, +5, +6 and +7.

The elements Americium (Am) and Thorium (Th) show +2 oxidation state in some compounds, for example thorium iodide (ThI₂). The elements Th, Pa, U, Np, Pu and Am show +5 oxidation states. Np and Pu exhibit +7 oxidation state.

Th	Pa	U	Np	Pu	Am	Cm	Bk	Cf	Es	Fm	Md	No	Lr
+2					+2								
+3	+3	+3	+3	+3	+3	+3	+3	+3	+3	+3	+3	+3	+3
+4	+4	+4	+4	+4	+4	+4	+4						
+5	+5	+5	+5	+5	+5								
		+6	+6	+6	+6								
			+7	+7	+7								

Differences between lanthanoids and actinoids:

s.no	Lanthanoids	Actinoids
1	Differentiating electron enters in 4f orbital	Differentiating electron enters in 5f orbital
2	Binding energy of 4f orbitals are higher	Binding energy of 5f orbitals are lower
3	They show less tendency to form complexes	They show greater tendency to form complexes
4	Most of the lanthanoids are colourless	Most of the actinoids are coloured. For example. U ³⁺ (red), U ⁴⁺ (green), UO ₂ ²⁺ (yellow)

s.no	Lanthanoids	Actinoids
5	They do not form oxo cations	They do form oxo cations such as UO_2^{2+} , NpO_2^{2+} etc
6	Besides +3 oxidation states lanthanoids show +2 and +4 oxidation states in few cases.	Besides +3 oxidation states actinoids show higher oxidation states such as +4, +5, +6 and +7.

Summary

- IUPAC defines transition metal as an element whose atom has an incomplete d sub shell or which can give rise to cations with an incomplete d sub shell. They occupy the central position of the periodic table, between s and p block elements,
- d- Block elements composed of 3d series (4th period) Scandium to Zinc (10 elements), 4d series (5th period) Yttrium to Cadmium (10 elements) and 5d series (6th period) Lanthanum, Haffinium to mercury.
- The general electronic configuration of d- block elements can be written as $[\text{Noble gas}] (n-1)d^{1-10}ns^{1-2}$,
Here, $n = 4$ to 7 . In periods 6 and 7, the configuration includes $((n-2)f \text{ orbital}; [\text{Noble gas}] (n-2)f^{14}(n-1)d^{1-10}ns^{1-2})$.
- All the transition elements are metals. Similar to all metals the transition metals are good conductors of heat and electricity. Unlike the metals of Group-1 and group-2, all the transition metals except group 11 elements are hard.
- As we move from left to right along the transition metal series, melting point first increases as the number of unpaired d electrons available for metallic bonding increases, reach a maximum value and then decreases, as the d electrons pair up and become less available for bonding.
- Ionization energy of transition element is intermediate between those of s and p block elements. As we move from left to right in a transition metal series, the ionization enthalpy increases as expected.
- The first transition metal Scandium exhibits only +3 oxidation state, but all other transition elements exhibit variable oxidation states by losing electrons from $(n-1)d$ orbital and ns orbital as the energy difference between them is very small.
- In 3d series as we move from Ti to Zn, the standard reduction potential $\left(E^0_{M^{2+}/M}\right)$ value is approaching towards less negative value and copper has a positive reduction potential. i.e., elemental copper is more stable than Cu^{2+} .



- Most of the compounds of transition elements are paramagnetic. Magnetic properties are related to the electronic configuration of atoms.
- Many industrial processes use transition metals or their compounds as catalysts. Transition metal has energetically available d orbitals that can accept electrons from reactant molecule or metal can form bond with reactant molecule using its d electrons.
- Transition metals form a number of interstitial compounds such as TiC, ZrH_{1.92}, Mn₄N etc .
- Transition elements have a tendency to form coordination compounds with a species that has an ability to donate an electron pair to form a coordinate covalent bond.
- In the inner transition elements there are two series of elements. 1) Lanthanoids (previously called lanthanides) 2) Actinoids (previously called actinides)
- Lanthanoids have general electronic configuration [Xe] 4f¹⁻¹⁴ 5d⁰⁻¹ 6s²
- The common oxidation state of lanthanoids is +3
- As we move across 4f series, the atomic and ionic radii of lanthanoids show gradual decrease with increase in atomic number. This decrease in ionic size is called lanthanoid contraction.
- The electronic configuration of actinoids is not definite. The general valence shell electronic configuration of 5f elements is represented as [Rn]5f⁰⁻¹⁴6d⁰⁻²7s².
- Like lanthanoids, the most common state of actinoids is +3. In addition to that actinoids show variable oxidation states such as +2 , +3 , +4 ,+5,+6 and +7.



EVALUATION

Choose the best answer:

1. Sc(Z=21) is a transition element but Zinc (z=30) is not because
 - a) both Sc³⁺ and Zn²⁺ ions are colourless and form white compounds.
 - b) in case of Sc, 3d orbital are partially filled but in Zn these are completely filled
 - c) last electron as assumed to be added to 4s level in case of zinc
 - d) both Sc and Zn do not exhibit variable oxidation states
2. Which of the following d block element has half filled penultimate d sub shell as well as half filled valence sub shell?
 - a) Cr
 - b) Pd
 - c) Pt
 - d) none of these





- 127



19. Which one of the following is not correct?

- a) $\text{La}(\text{OH})_3$ is less basic than $\text{Lu}(\text{OH})_3$
- b) In lanthanoid series ionic radius of Ln^{3+} ions decreases
- c) La is actually an element of transition metal series rather than lanthanoid series
- d) Atomic radii of Zr and Hf are same because of lanthanoid contraction

Answer the following questions:

1. What are transition metals? Give four examples.
2. Explain the oxidation states of 4d series elements.
3. What are inner transition elements?
4. Justify the position of lanthanoids and actinoids in the periodic table.
5. What are actinides? Give three examples.
6. Describe the preparation of potassium dichromate.
7. What is lanthanoid contraction and what are the effects of lanthanoid contraction?

8. Complete the following

- a. $\text{MnO}_4^{2-} + \text{H}^+ \longrightarrow ?$
- b. $\text{C}_6\text{H}_5\text{CH}_3 \xrightarrow[\text{KMnO}_4]{\text{acidified}} ?$
- c. $\text{MnO}_4^- + \text{Fe}^{2+} \longrightarrow ?$
- d. $\text{KMnO}_4 \xrightarrow[\text{Red hot}]{\Delta} ?$
- e. $\text{Cr}_2\text{O}_7^{2-} + \text{I}^- + \text{H}^+ \longrightarrow ?$
- f. $\text{Na}_2\text{Cr}_2\text{O}_7 + \text{KCl} \longrightarrow ?$

9. What are interstitial compounds?

10. Calculate the number of unpaired electrons in Ti^{3+} , Mn^{2+} and calculate the spin only magnetic moment.

11. Write the electronic configuration of Ce^{4+} and Co^{2+} .

12. Explain briefly how +2 states becomes more and more stable in the first half of the first row transition elements with increasing atomic number.

13. Which is more stable? Fe^{3+} or Fe^{2+} - explain.

14. Explain the variation in $E^0_{\text{M}^{3+}/\text{M}^{2+}}$ 3d series.



15. Compare lanthanoids and actinoids.
16. Explain why Cr^{2+} is strongly reducing while Mn^{3+} is strongly oxidizing.
17. Compare the ionization enthalpies of first series of the transition elements.
18. Actinoid contraction is greater from element to element than the lanthanoid contraction, why?
19. Out of $\text{Lu}(\text{OH})_3$ and $\text{La}(\text{OH})_3$ which is more basic and why?
20. Why Europium (II) is more stable than Cerium (II)?
21. Why do Zirconium and Hafnium exhibit similar properties?
22. Which is stronger reducing agent Cr^{2+} or Fe^{2+} ?
23. The $E^\circ_{\text{M}^{2+}/\text{M}}$ value for copper is positive. Suggest a possible reason for this.
24. Describe the variable oxidation state of 3d series elements.
25. Which metal in the 3d series exhibits +1 oxidation state most frequently and why?
26. Why first ionization enthalpy of chromium is lower than that of zinc?
27. Transition metals show high melting points. Why?