


UNIT 5

O Giraffe! O Giraffe!

Let's sing.



O Giraffe! O Giraffe!
You make me laugh.
You are so tall,
With a head so small.
You are so wrong,
To have a neck so long.
O Giraffe! O Giraffe!
You make me laugh.



Let's listen.
Listen to and tick.


☐

☐

☐

jeep

king

India


☐

☐



☐

kite

lion

lamp

Let's speak.

| Good morning! | Good morning! |
|---|--|
|  |  |

Greetings and wishes (Practise in pairs)

| | |
|-----------------|-----------------|
| Good afternoon! | Good afternoon! |
| Good day! | Good day! |
| Good evening! | Good evening! |
| Good night! | Good night! |





Let's read.

Let's enjoy pictures, words and letters.

m M



monkey



mango



moon



mouse

Circle only 'm'

| | | | |
|---|---|---|-------------|
| j | m | k | m a n g o |
| m | e | m | c a m e l |
| d | j | m | t o m a t o |
| m | m | c | m u g |
| a | m | m | c o m b |

Circle only 'M'

| | | | |
|---|---|---|-------------|
| D | J | M | T O M A T O |
| M | M | C | C O M B |
| A | M | M | M U G |
| M | E | M | M A N G O |
| D | J | M | C A M E L |



Let's write.

m m m m m

M M M M M





Let's read.

Let's enjoy pictures, words and letters.

n N



nose



necklace



needle



nail

Circle only 'n'

| | | | |
|---|---|---|---------|
| m | n | h | mango |
| f | k | n | nose |
| n | n | f | queen |
| b | a | n | lion |
| f | n | b | brinjal |

Circle only 'N'

| | | | |
|---|---|---|---------|
| F | N | B | QUEEN |
| M | N | H | MANGO |
| K | F | N | BRINJAL |
| N | N | F | NOSE |
| B | A | N | LION |



Let's write.

n n n n n

N N N N N





Let's read.

Let's enjoy pictures, words and letters.



orange



ox

o O



office



onion

Circle only 'o'

| | | | |
|---|---|---|--------|
| e | o | h | tomato |
| o | k | g | orange |
| b | o | o | pot |
| o | c | d | pool |
| k | o | k | comb |

Circle only 'O'

| | | | |
|---|---|---|--------|
| E | O | O | POT |
| O | H | D | TOMATO |
| O | K | H | COMB |
| K | O | R | ORANGE |
| O | K | G | POOL |





Let's write.

Handwriting practice lines for the letter 'O'. The first row contains five uppercase 'O's on a four-line grid. The second row contains five lowercase 'o's on a four-line grid. Below each row are several empty four-line grids for practice.





Let's read.

Let's enjoy pictures, words and letters.

p P



peacock



pen



pencil



parrot

Circle only 'p'

| | | | |
|---|---|---|----------|
| g | p | o | peacock |
| b | d | p | jump |
| p | p | k | elephant |
| f | e | p | pen |
| e | p | p | supper |

Circle only 'P'

| | | | |
|---|---|---|----------|
| B | D | P | PEN |
| P | P | K | ELEPHANT |
| E | P | P | PEACOCK |
| G | P | O | SUPPER |
| F | E | P | JUMP |





Let's write.

Handwriting practice lines for the letter 'p'. The first row contains five lowercase 'p's, and the second row contains five uppercase 'P's. Each letter is followed by blank space for practice.





Let's match the letters.

m

P

o

N

n

M

p

O

Let's match the words.

mug

ONION

onion

PIN

needle

MUG

pin

NEEDLE



Let's write the initial letter of the words.



....eacock

....EACOCK



....ose

....OSE



....ango

....ANGO



....range

....RANGE





Write 'a' to 'p' in small letters.

| | | | |
|---|--|--|--|
| a | | | |
| | | | |
| | | | |

| | | | |
|--|--|--|--|
| | | | |
| | | | |
| | | | |

| | | | |
|--|--|--|--|
| | | | |
| | | | |
| | | | |

| | | | |
|--|--|--|--|
| | | | |
| | | | |
| | | | |





Write 'A' to 'P' in capital letters.

| | | | |
|--|--|--|--|
| | | | |
| | | | |
| | | | |

| | | | |
|--|--|--|--|
| | | | |
| | | | |
| | | | |

| | | | |
|--|--|--|--|
| | | | |
| | | | |
| | | | |

| | | | |
|--|--|--|--|
| | | | |
| | | | |
| | | | |

