


Lesson 16

WHO IS CLEVER ?



The lion has invited all the animals to a grand feast.



Lion : (Loudly)



Good morning, everybody.
You are welcome to the feast. I'm very happy to have you here. Let's introduce ourselves. I'm Lion, the King of the jungle.


Weaver bird :



(humbly) I'm Weaver bird.
I'm a small bird. I can weave a nest. My nest is very strong. Rain and storm cannot break it.

Peacock

: (proudly) I'm Peacock. I've colourful feathers. I'm a great dancer.
I'm the national bird.

Cheetah

: (jumping up and down) I'm Cheetah. I run very fast. Nobody among you can race with me?

Tiger

: (growling)
I'm Tiger. I'm strong. I'm brave. I look grand. I'm the national animal.

Camel

: (feeling superior) I'm Camel. I'm the ship of the desert. I can walk on hot sand. I can live without water and food for many days.

Fox

: (calmly)
I'm Fox. I've nothing to say about me. But I want to have a friendly race. Let's see who wins the race.



All the animals are ready to run. The weaver bird and the peacock are ready to fly.

Where is the fox?

He is having a good meal all alone. Who is clever?

I. New words:

invite, introduce, colourful, feathers, national

II. Read and write

(A) Answer these questions :

1. Which animal is called 'The ship of the desert'?
2. Which bird is a great dancer?
3. Which animal is a good runner?
4. Which is our National animal?
5. Which is our National bird?
6. How many birds introduced themselves? Name them.

7. Why did the lion invite the animals?

(B) Who said this :

1. "Rain and storm can not break my nest." (.....)
2. "I am very happy to have you here. Let's introduce ourselves." (.....)
3. "I am the national animal." (.....)
4. "I can live without food and water for many days."
(.....)
5. "I am a great dancer." (.....)
6. "I want to have a friendly race." (.....)

III. Say aloud

invited, grand, feast, weaver, peacock, feathers, animals, superior, national

IV. Let's talk

1. Who is clever among all the animals?

(Hint) I thinkis clever because

V. Vocabulary

(A) Fill in the blanks with suitable words :

(humbly, grand feast, all alone, national, friendly, introduce)

1. I am a new student in your class. Let me..... myself.
2. Everyone gave me a smile.
3. Our village people give a feast to all the students of our village on Independence day.

4. 'Vande matram' is our song.
5. Be polite and talk with everyone.
6. I don't need help, I can lift this table

(B) Read the lesson carefully and complete the table given below :

Name	Weaver bird	Lion	Peacock	Tiger	Camel	Fox
Type	bird					
Size	small					
Special qualities	It can weave a strong nest.					

(C) Use the table given above. Write about the animals given in the table.

Example : Weaver bird : It is a small bird. It can weave a strong nest.

(C) Find one word for the following from the help box.

colourful, invite, introduce, national

1. To call someone for a party function

2. To tell about oneself

3. Having many colours

4. Belonging to the country (of the country)

IV. Structures in context

Make three sentences following the same structure.

1. Let's play outside.

Let's celebrate your birthday.

_____ .

_____ .

_____ .

2. We are ready to help you.

They are happy to see him.

_____ .

_____ .

_____ .

Match the sentences which give the same sense.

I want to tell you about myself.	I am happy to have you here.
You must be polite.	He is having a good meal.
I am happy that all of you have come.	I have nothing to say.
He takes a good meal.	Let me introduce myself.
I don't have anything to say.	Be humble.

Make negative sentences.

1. I am a student of class 3.
2. We are ready to run.
3. I can walk on hot sand.
4. She will play with us.
5. I am strong.

Make interrogative sentences.



1. You can play with me.
2. You will call him.
3. He is strong.
4. Peacock is our national bird.
5. We shall see him tomorrow.

VII. Activity

Divide the students in groups. Each group should have seven students. Do a 'Role Play' based on the lesson 'Who is Clever'.

VI. Fun time

The pictures given below are in jumbled order. Think about their sequence and write the number to make a picture story. Tell the story to your class.



Write the names of the animals that you see in the pictures.



If there are mentally challenged students in your class:

1. Break the lesson into small portions. Explain difficult concepts with examples and in simple language. Try and relate difficult concepts with experiences from daily life.
2. Pay constant attention to these students while teaching so that they do not lose their focus. Encourage them to answer questions in class and reward them when they answer properly.
3. Encourage the other students to be friendly and helpful towards their mentally challenged classmates.