

13

Birds Around Us

Pre Reading



For the teacher

Ask children to look at the picture and make questions related to birds. After receiving their response, talk about the birds' habits, places where they live, their colours, food, movements, etc.

For the teacher

Pointing to each bird, ask children to tell the name of the bird. The children may say, This is a pigeon. Now ask children to answer the following questions.

1. What is the colour of the bird?
2. What does the bird eat?
3. Where does the bird live?
4. Can you produce the sound of the bird? If yes, make it.
5. How many birds do you see in the pictures given below?



Pigeon




Peacock



Parrot



Crow



Duck



Hen



Comprehension

For the teacher


Ask children to do the following.

► Activity



1. Tick (✓) the bird which swims in water.



2. Tick (✓) the biggest bird.



3. Tick (✓) the bird which can fly fast.



Listening and Speaking

For the teacher

Show the pictures of various birds and ask children to speak out their names. Encourage them to speak 'This is a'.
54

Pre-writing

For the teacher

Ask children to trace over the dotted letters. Give them more practice.

