




The Star

In this chapter the learners are expected to

- sing the poem with proper rhyme and rhythm
- respond to simple questions
- identify rhyming words
- pronounce words with the letter sounds bl , cl, br and cr

Warm-up

- Let children draw a star on a piece of chart paper.
- Ask them to write a few sentences on the star.
- Let them colour it.
- The teacher may play this poem on YouTube and sing along with children.



Let's Read

Twinkle, twinkle, little star,
How I wonder what you are!
Up above the world so high,
Like a diamond in the sky.

When this blazing sun is gone,
When he nothing shines upon,
Then you show your little light,
Twinkle, twinkle, through the night.



Then the traveller in the dark
Thanks you for your tiny spark;
He could not see where to go,
If you did not twinkle so.

In the dark blue sky you keep,
And often through my curtains peep,
For you never shut your eye
Till the sun is in the sky.

As your bright and tiny spark
Lights the traveller in the dark,
Though I know not what you are,
Twinkle, twinkle, little star.

Jane Taylor





New Words

twinkle

wonder


world

diamond

blazing


night

spark



Let's Talk

1. What do you see during the daytime?
2. What do you see during the night?





Let's Write

Fill in the blanks with the words given below.

high

diamond

sun

night

1. The star is like a _____ in the sky.
2. The star is up above the world so _____
3. The star shows its light all _____
4. The star shines when the _____ is gone.

B. Match the words in column A with those in column B

A

blue

dark

bright

blazing

tiny

B

night

star

sky

spark

sun



Let's Do

A Divide the class into groups

- Ask children to read the poem silently and then aloud in the class.
- Ask them to identify and speak rhyming words in the poem.

B. The teacher will divide the students into two groups and organise a quiz. Group A will say a word, e.g. 'car'.

- Group B will say 'far'. They will also identify the last sound of the rhyming word.
- Now group A will say a word with 'r' sound, e.g. rat and group B will say mat and identify the last sound of the rhyming word.
- Group A will say a word with 't' sound, e.g. 'talk' and the game will continue.




Off to the language lab

Sing the rhymes

A brown and black cat
Brought a bleeding rat.
And ate it in the flat
On a bright blue mat.



Once a clever clown
Put on a clean white crown.
And clapped and cried aloud
To please the clapping crowd.





Read aloud the words with the letter sounds

bl, br, cl, and cr

blame	blanket	brush	broom
bleat	blend	broom	breeze
blush	bless	bread	brass
blind	bloom	brain	braid
block	blossom	branch	brown
black	blink	brail	bridge
blue	blood	bridge	bride
blank	blueberry	break	brick
blade	blow	brother	brain
bluff	blaze	broccoli	breakfast

Chant III

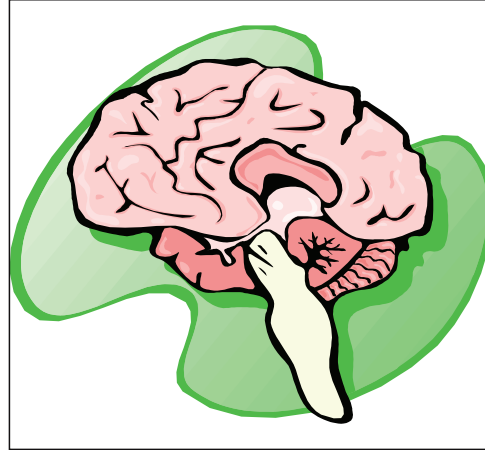
clasp	close	crow	cream
climb	clock	crops	crown
clash	clear	crack	crutch
clinic	cloth	crash	croak
clad	clip	creak	cross
cluck	clad	class	crust
clean	cliff	cry	crumble
claim	clay	crab	crush
clue	club	crunch	crawl
claw	clever	crazy	cross
cloud	clap	cry	crack

Fill in the blanks with one of the following.


bl / cl and br / cr




ock



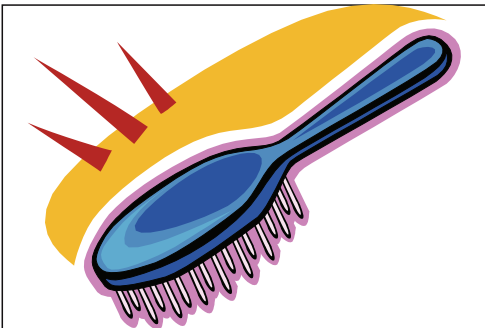
ain



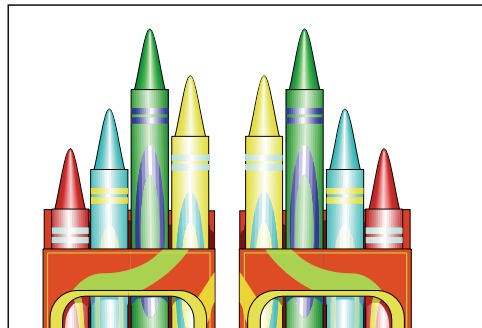
own




ue circle




ush




ayon



ock



oud



ab



own