



The Day

Twelve good hours in every day,
Time for work and time for play,
Twenty-four for day and night,
Some for darkness, some for light.



* * *



The Months

Thirty days has September,
April, June and November;
All the rest have thirty-one
Except February Alone.
That has twenty-eight days clear
And twenty-nine in each leap year.



Old Man Moon

The moon is very very old
The reason why is clear —
He gets a birthday one a month
Instead of once a year.



- Copy any poem of your choice in good handwriting and draw suitable pictures for it.



A GARDEN OF WORDS

about	creatures	goose	piece	them
all	cunning	head	place	they
be	don't	heard	right	told
beware	duck	help	running	went
big	falling	hen	safe	when
called	fell	here	saying	why
caught	fellow	his	shout	with
cave	foolish	inside	sky	without
chicken	fox	met	started	word
cock	friends	my	their	worry



1. Find the following words in the table. Think of other words you know that rhyme with the following words. Write down the rhyming words.

* all * met * cock

2. Find and copy the names of birds and animals.



3. Complete the following sentences using the words given above. Try to make as many meaningful sentences as you can.

* They met a * Why are you ?

4. Choose any one of the words given in the table. Show its meaning with an action and ask your friend to guess the word.



5. Find the words that have : o ck ng d se ea ou

6. Select one word at a time. Look at the word carefully. Close your eyes and think of the word. Then write it down. Look at it again. Look it up in the textbook. Learn five words at a time in this way.

ऊपर के प्रत्येक शब्द के लिए 8 x 4 cm अथवा अन्य आकार में मोटे कागज के कार्ड प्रत्येक विद्यार्थी से बनवा लें और वे विद्यार्थियों के पास में ही रहने दें। उन शब्दों पर आधारित यहाँ दिए गए उपक्रम ऐसे कार्डों की सहायता से करवा लेना अच्छा होगा। कक्षा में अध्यापन कार्य के अलावा अन्य अवसर पर भी इन उपक्रमों का गुट में/ अकेले अभ्यास करने हेतु विद्यार्थियों को प्रोत्साहन दें।

**The sky is
falling !**



Listen, read aloud after me and enact.

सुनो, मेरे पीछे-पीछे मुखर वाचन करो और अभिनय करो ।



Once there was a dear little chicken called Chicken Licken. She was hopping about under a big tree when a leaf fell right on her head !

“Oh, no ! Oh, no ! The sky is falling !”
said Chicken Licken and she started to run.

By and by she met Henny Penny.



“Why are you running, Chicken Licken ?”

“The sky is falling, and a piece of it fell right on
my head !”



“Oooooo !” said Henny Penny and she, too,
began to run with Chicken Licken.

By and by they met Cocky Locky.

“Why are you running,
Chicken Licken and
Henny Penny ?”



“The sky is falling ! A piece of it fell right
on Chicken Licken’s head !”

“Oh dear, oh dear !” said Cocky Locky
and he, too, began to run with them.


By and by they met Ducky Lucky.



“Why are you running,
Chicken Licken,
Henny Penny and
Cocky Locky ?”

“The sky is falling ! A piece of it fell right
on Chicken Licken’s head !”

“Dear me ! Dear me !” said Ducky Lucky
and she, too, began to run with them.
By and by they met Goosey Poosey.



“Why are you running, Chicken
Licken, Henny Penny, Cocky Locky
and Ducky Lucky ?”

“The sky is falling ! A piece of it fell right on Chicken Licken’s head !”

When Goosey Poosey heard this, she began to run with them without saying a word.

By and by they met Foxy Loxy.


“Why are you running, Chicken Licken, Henny Penny, Cocky Locky, Ducky Lucky and Goosey Poosey ?”

“The sky is falling ! A piece of it fell right on Chicken Licken’s head !”

Now, Foxy Loxy was a cunning fellow.

“Don’t worry,” he said. “I will take you all to a safe place.”

He took them all to his cave. “Go inside my cave and you will all be safe.” He told them. So in went Chicken Licken, Henny Penny, Cocky Locky, Ducky Lucky and Goosey Poosey.



“Ha, ha, ha !” Foxy Loxy said, “You foolish creatures ! I have caught you all.”

“Help ! help !” Chicken Licken and her friends began to shout.

Doggie Dear heard their shouts.

He ran to the cave.

“Beware, Foxy Loxy,” he shouted, “Here I come !”

And then ? Then Foxy Loxy began to run without saying a word.

He ran far away.

* * *

Responses

Listen, repeat, read, enact and use.

सुनो, दोहराओ, पढ़ो, अभिनय करो और उपयोग में लाओ।



1



Oh, no!



How sad!



Great!



What a surprise!



2

We won the match.



We lost the match.



3

Excuse me.



Yes?

Our teacher has called you.



Oh, no!



A Recipe



Look at the pictures, listen carefully
and number the sentences properly.

चित्र देखो, ध्यान से सुनो और वाक्यों को उचित क्रमांक दो।



Bunty makes 'Pohe' !



1 Takes a bowl of 'pohe'.

2 Washes them well.

3 Sifts them.

4 Peels an onion.

5 Puts mustard seeds, 'hing' and turmeric powder in the oil.

6 Cuts the onion and the chilli into small pieces.

7 Adds the onion and chilli pieces, a few peanuts and curry leaves to the oil and stirs well.

8 After 1-2 minutes, takes off the lid.

9 A tasty bowl of 'Pohe' is ready!
Serves 'Pohe' with a slice of lemon.



10 After 1-2 minutes, adds the wet 'pohe',
a little salt and sugar and stirs well.



Something Special



1. Listen, read and do it yourself.

सुनो, पढ़ो और तुम स्वयं करो।



Something Special

What does every classroom have ?

A board, a table, a chair, one or two cupboards, desks and benches or mats, charts, posters, calendars and so on.

We have something special in our classroom.



It is a postbox, just for us.

We write messages, cards and letters to our friends in the class.

Then we put them in the postbox.

Every day, our teacher opens the postbox.

She looks at the names on the letters and cards and hands them out.

We are planning a surprise for our Teacher.

She will get it on the fifth of September, Teachers' Day!

Happy Birthday !

Wish you many happy returns of the day!

Thank you.

Wish you all the best!

All the best!



Eid Mubarak !

Congratulations !

Congrats !

Happy Diwali !

Merry Christmas !

2. Make a list of things in your classroom.
3. List ten things you see at home.

यहाँ और पुस्तक में अन्य स्थानों पर दिए गए कार्डों/चिट्ठियों के नमूने बताकर उनके बारे में विद्यार्थियों से बातचीत करें। उनके आधार पर विद्यार्थियों से नियमित रूप से सार्थक कार्डों और चिट्ठियों का लेखन करवा लें परंतु प्रत्येक विद्यार्थी को अपनी इच्छानुसार कार्ड चुनकर उसके मित्र/सहेली को संदेश लिखने की छूट दें। यहाँ विद्यार्थियों के वास्तविक और स्वतंत्र लेखन पर बल दिया गया है। अतः इन कार्डों पर जाँचचिह्न और अंकदान न करें। विद्यार्थियों को आवश्यक मार्गदर्शन मौखिक रूप से दें। कागजों/कार्डों पर संभव हो तो रेखा न खींचते हुए लिखवा लें। पृष्ठ 41 पर हस्ताक्षरों के नमूने आदर्श रूप में नहीं दिए गए हैं बल्कि इस चरण में शिक्षकों द्वारा विद्यार्थियों का कौन-सा अक्षर लेखन स्वीकारा जा सकता है, यह दिखाने के लिए दिया गया है।

**From the
Postbox
1**



Read the following and write your own messages.

नीचे दिया गया संदेश पढ़ो और तुम भी अपने संदेश लिखो ।



The Surprise

It was 5 September.

Teachers' Day !

When the Teacher opened the postbox,


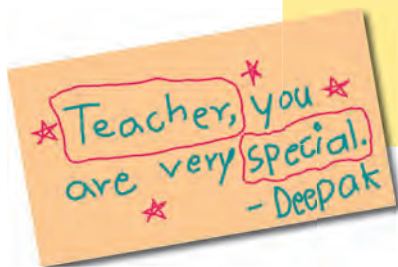
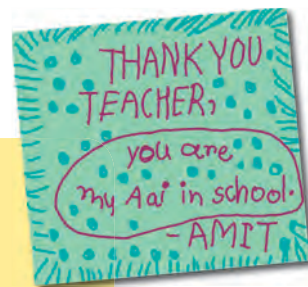
there was a surprise for her !

All the letters were for the Teacher.



Thank you,
Dear Teacher.
Thank you
so much.

* All your students of *
* Standard Four *
* Division 'B' *



Project

Postbox

Make a postbox for your classroom and use it to send Birthday and other messages to your classmates.

अपनी कक्षा के लिए पोस्टबॉक्स बनाओ और अपने सहपाठियों/सहपाठिनियों को वर्षगाँठ की बधाइयाँ और अन्य संदेश भेजने के लिए उसका उपयोग करो ।



How Birds Fly



Listen carefully and read with me.

ध्यान से सुनो और मेरे साथ पढ़ो ।



How do birds fly ?

‘Simple!’ You will say, ‘Birds fly using their wings.’

True. But having wings is not enough.

There are many other things
that help birds to fly.

Birds have a
very light body.



Their bones are very
strong but hollow.



Their feathers have
special shapes.
The feathers are
arranged in a special
way in the wings.



The wings have
powerful muscles.



Birds can move their wings easily in different ways.

They flap, they flutter.

They soar high into the air.



They glide in the sky.
They can turn
this way or that way
as they fly.



They can see things
from far away.



They can land easily and safely.

Birds can ride the wind or air currents
and travel long distances.

Can you think of other things that fly ?
Find out how they fly.



Little Brown Sparrows



Listen, repeat. Read aloud and sing.

सुनो, दोहराओ । मुखर वाचन करो और गाओ ।



“Little brown sparrows,
Flying around,
Up in the tree-tops,
Down on the ground.

“Come to my window,
Dear sparrows, come!
See! I will give you
Many a crumb.

“Here is some water,
Sparkling and clear,
Come, little sparrows,
Drink without fear.

“If you are tired,
Here is a nest;
Wouldn't you like to
Come here to rest?”

'लिट्ल् ब्राउन् 'स्पॅरोसझ्
'फ्लाईंग् अ'राउन्ड्
'अप् इन् द 'ट्री-टॉप्स्
'डाउन् ऑन् द 'ग्राउन्ड्
'कम् टु माय् 'विन्डोस्
'डिअर् स्पॅरोसझ् 'कम्
'सी आय् विल् 'गिव्ह् यु
'मेनि अ 'क्रम्

'हिअर् इझ् सम् 'वॉटर
'स्पार्कलिंग् अन् 'क्लिअर्
'कम् लिट्ल् 'स्पॅरोसझ्
'ड्रिंक् विदाउट् 'फिअर्
'इफ् यु आर् 'टायर्ड्
'हिअर् इझ् अ 'नेस्ट्
'वुडन्ट् यु 'लाइक् टु
'कम् हिअर् टु 'रिस्ट्



• Say how you will invite these in 1-2 lines :

* a little pup * a kitten * a squirrel

Circles 3



Listen carefully, enact and use.

ध्यान से सुनो, अभिनय करो और उपयोग में लाओ।



Teacher :

Form two circles, one inside the other.

Stand facing one another.

Children in the inner circle run a library.

They are standing at the library counter.

Children in the outer circle will visit each person at the counter.

They will enquire about books in the library.

They may return or borrow books.

Practise the following dialogues in the circles.



At the Counter

1.

C : Hello. Can I borrow some books, please?

L : Which ones do you want?

C : Story-books.

L : Look at these books. You may borrow two of them.

C : Thank you.

L : Welcome.

2.

C : I want to return these books and take new ones.

L : Ok. Which books do you want?

C : I can't think of any. Please suggest a book.

L : Try I enjoyed it very much.

C : Ok, I'll try. Thanks.

L : You are welcome.

3.

C : Can you lend me the DVD of (a film)?

L : Sorry. It's issued out. Someone else has taken it.

C : Never mind. I'll take it some other time.

C : Child

L : Librarian

इन संवादों में पुस्तकों और फिल्मों के नाम आदि विवरण विद्यार्थियों को निश्चित करने दें। विद्यार्थी उसमें मराठी, हिंदी पुस्तकों तथा अलग-अलग सीडी/ डीवीडी का उल्लेख करते हैं; तो भी चलेगा। इन संवादों के वाक्यों का कक्षा के बाहर उपयोग करने हेतु प्रोत्साहन दें।

**Namita
Didi's
Time-table**



Read. Listen carefully and enact.

पढ़ो । ध्यान से सुनो और अभिनय करो ।



Namita gets up at 7 in the morning,
and brushes her teeth.



Between 7 and 8,
she does household
work and goes through
the newspaper.



Between 8 and 8:30,
she takes a shower.

She eats her breakfast
between 8:30 and 9.



Between 9 and 10,
she attends a driving class.
She is learning to drive a car.



Between 10 and 10:30, she packs
her lunch and gets ready to go.

Between 10:30 and 11,
she travels to her office.



From 11 to 5, she is at work.

She comes home at 5:30
in the evening and takes tea.



Then, she goes jogging in a park from 6 to 7 in the evening.

She watches TV up to 9 o'clock.



Till 9 o'clock, she also does household work, and sometimes listens to music.



She takes dinner at 9.

Then she reads books and goes to sleep at 11.



• Listen to the time and mime what Namita does at that time.

7:45 am

8:15 am

8:45 am

9:30 am

10:00 pm

3 o'clock

5:30 pm

6:30 pm

8:30 pm

12 o'clock or noon

am : before noon or midday, pm : after noon or midday



मुझे यह आता है ।



- अब तक पढ़ी हुई अंग्रेजी कविताएँ लय में बोलनी आती हैं । ☐ उनकी ३-४ पंक्तियाँ देखकर लिखनी आती हैं । ☐
- अलग-अलग प्रसंगों में १-२ अंग्रेजी शब्दों का उपयोग करके उचित प्रतिक्रिया देनी आती है । ☐
- थोड़ी-सी बड़ी बातचीत में पूछताछ करना, प्रार्थना करना, उचित उत्तर देना आदि के लिए उचित अंग्रेजी वाक्यों का उपयोग करना आता है । ☐
- आसान शब्दोंवाली अंग्रेजी कहानियाँ, सूचनाएँ और जानकारी सुनकर उनका अर्थ समझ में आता है । ☐

- शिक्षकों की सहायता से और सहायता लिए बिना पुस्तक की कहानियाँ पढ़कर सुनानी आती हैं । ☐
- आसान अंग्रेजी वाक्य पढ़कर उनका क्रम निश्चित करना आता है । ☐
- आसान अंग्रेजी शब्दों में लिखी हुई चित्रमय जानकारी समझ में आती है । ☐
- अंग्रेजी के विशिष्ट संदेश देखकर लिखने आते हैं । ☐
- इसी भाँति अपने मन से संदेश लिखने आते हैं । ☐