

## Lesson 3



### Who has seen the Wind?

Read the conversation below:







**Let's recite:**

## **Who has seen the wind?**

Who has seen the wind?  
Neither I nor you:  
But when the leaves hang trembling,  
The wind is passing through.

Who has seen the wind?  
Neither you nor I:  
But when the trees bow down their heads,  
The wind is passing by.

Christina Rossetti

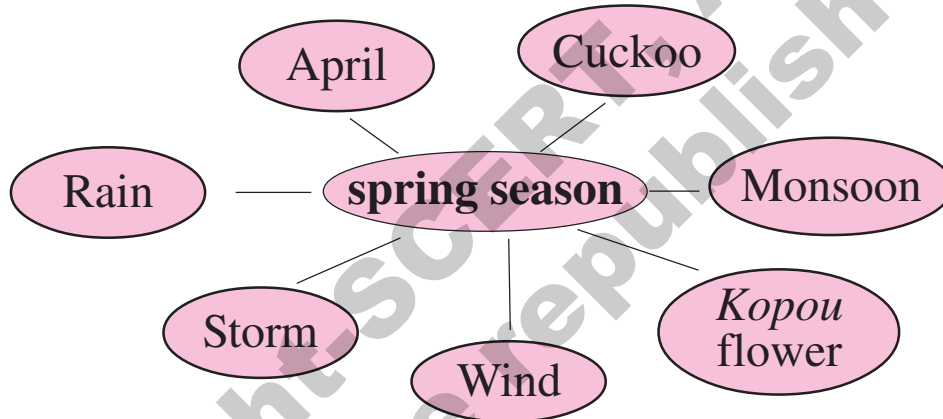
## ACTIVITIES

1. Listen and say these words after your teacher:

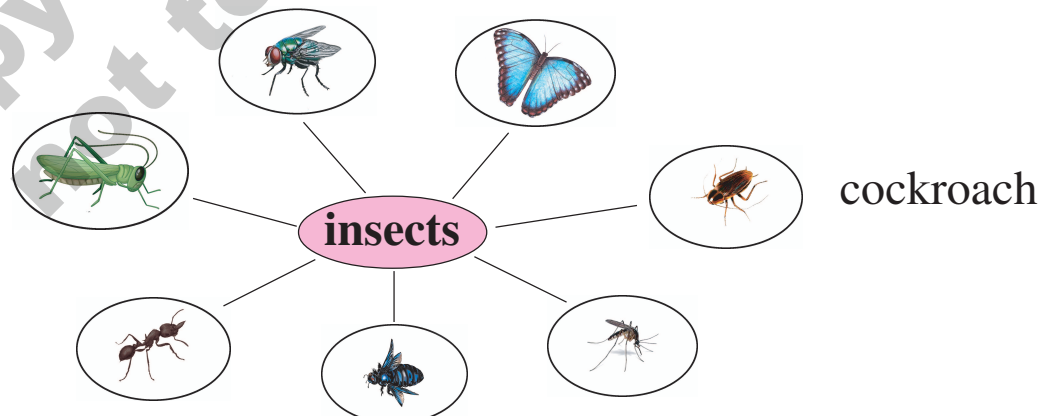
- |         |      |
|---------|------|
| a) cow  | how  |
| now     | bow  |
| b) show | grow |
| row     | blow |
| know    | bow  |



2. Look at the words given in the word web:



Now, complete the following word web by writing the names of the insects you see in the pictures. One is done for you:




☞ The teacher will tell learners that the word 'bow' in Activity 1 has two different pronunciations depending on their meaning.

☞ The teacher will also help them make more word webs with the words they have already learnt.

3. Read the sentences in box A. We can join each of them with a matching part in box B by using the word 'but'. One is done for you:


**A**



- The grasshopper has wings.
- We cannot see the wind.
- The ant is tiny.
- It was a sunny day.

but

**B**



the ant does not  
we can feel it  
the grasshopper  
is small  
the wind was cold

The grasshopper has wings but the ant does not.

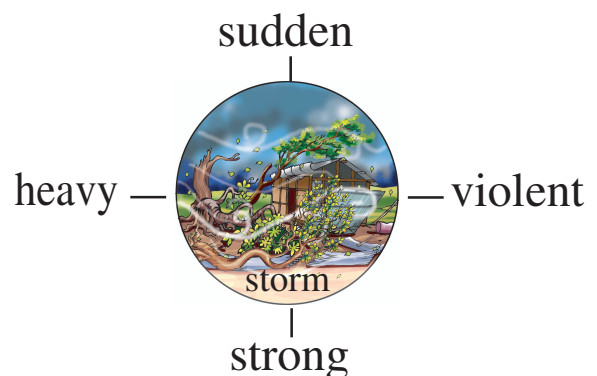

Now, make three more sentences from the boxes using the word 'but'.

.....

.....

.....

4. Read these words. They describe the wind and the storm.



Now, write two sentences to describe the pictures given above. You can begin like this.


A cold wind is blowing.

A heavy storm broke out.

*The teacher will help learners to write sentences in Activity 3 by using 'but'. The learners will also learn to remove or add full stops while framing such sentences.*

5. Read the poem “Who has seen the wind?” and underline the following:

full stop




question mark



comma



colon



**Let us remember:**

Colon (:) is generally used

- to introduce a list.
- to introduce a summary.
- before direct speech, etc.

6. Match the following:

Neither you nor I

played in winter.

Neither Hop nor Annie

knew how to read.

Neither he nor his mother

have seen the wind.



## 7. Read:

The spring season comes to Assam in April. 'Bordoisila' is the wind that passes through Assam in spring. It marks the coming of the monsoon. It comes with heavy rainfall and strong winds.



## 8. Look at the picture above. It is the spring season in Assam. Let's talk:

- Name the festival that you celebrate during this season.
- Name the flowers that bloom during this season.
- Name the bird/birds that visit us during this season.
- What do you like to do during this season?



9. Read this newspaper clipping. It describes what happened after a storm:

**Two killed and eleven injured after severe storm lashes in several parts of the state**

Golaghat, March 14: At least two persons were killed and eleven others were injured in yesterday's storm. Several houses were damaged when a storm followed by heavy rains hit Golaghat district last night. The district administration visited the area this morning. The Deputy Commissioner has called on the army to help the people.

10. Collect similar news items from newspapers and paste them in your exercise book under the heading "Natural Disaster".

11. Listen and say:



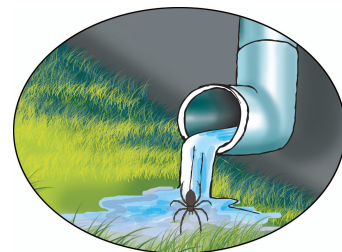
Kitten in the kitchen.



She sells sea shells on the sea shore.



Big black bug.



Incey wincey spider.

The teacher will help learners write about incidents that take place in their locality.



## 12. Riddle:

I am in the pistol, not in the gun  
Double in the moon, but not in the sun.  
What am I?

Answer: The letter 'o',

## 13. Puzzle: Rearrange the letters in the conversation. Find out what they are saying:



## 14. Write questions to complete the conversation. Practise the conversation with your partner:

Anil : I fell down yesterday and broke my leg.

Amol : What were you doing?

Anil : I was climbing a tree.

Amol : Why .....

Anil : I was trying to bring down my kite.

Amol : What .....


Anil : My friends were flying kites.

Amol : Where .....


Anil : I was flying kite in the football field.

The teacher will ask learners to find the answers - "How are you?" and "I am fine, thank you!" in Activity 13.


15. Look at the pictures. Read the signs given below each picture:



Shut off the tap after use.



Store rainwater.



Water is precious. Save it.

**16. Draw a picture in the box to match the caption.**

Water is precious. Conserve it.

**17. Write three things you should do to keep the environment clean:**

- a) .....
- b) .....
- c) .....



18. Look at the picture and write a few sentences on it:



.....

.....

.....

.....

## Lesson 3

### For the teacher

#### Listening and Speaking

The poem “Who has seen the Wind?” by Christina Rossetti is a very good poem for recitation. The teacher will recite with proper intonation, rhyme and rhythm, while learners will listen and follow.

Activity 11 is an exercise (in the form of tongue twisters) for practising words beginning with the same sounds. In Activity 8, learners will look at the picture of the spring season and talk about it with their teacher and peers.

#### Reading

Several reading texts have been included for learners to read and comprehend. Activity 9 is a news item from a newspaper clipping. Through this activity the teacher will ensure that learners read news items from newspapers.

#### Writing

In Activity 14, the teacher will help learners to write questions in order to complete the conversation. Activity 15 is an exercise that will inculcate in learners the habit of conservation of water. This will be followed by giving learners practice in drawing a picture on water conservation. The teacher will guide and monitor learners while they write three things that they should do to keep the environment clean.

#### Vocabulary

Activities 2, 7 and 4 will equip learners with the knowledge of different words related to the spring season, insects, the wind and the storm.

#### Grammar focus

The teacher will help learners to understand the use of punctuation marks (fullstop, question mark, comma, colon).

In Activity 6, learners will be introduced to the use of ‘neither you’ ‘nor I’.

#### Learning Outcomes:

##### The learner –

1. describes briefly, orally/in writing about events, places and/or personal experiences in English
2. shares riddles and tongue twisters in English
3. solves simple crossword puzzles, builds word chains, etc.
4. infers the meaning of unfamiliar words by reading them in context
5. speaks briefly on a familiar issue like conservation of water; and experiences of day to day life like visit to a zoo; going to a mela
6. uses punctuation marks appropriately in writing such as question mark, comma, full stop and capital letters
7. uses linkers to indicate connections between words and sentences such as ‘First’, ‘Next’, ‘But’, etc.
9. writes/types dictation of short paragraphs (7-8 sentences)

\*\*\*\*