



Healthy Food

I like fruits.
I like vegetables.
Do you like them?





Look and say



tomato



cauliflower



chilli



banana

brinjal



drumstick



garlic



radish



beetroot




carrot



lemon







Let us sing



To the Market

We are going... We are going
To the market... To the market
Come along with big bags
Come along with big bags
Time to go... Time to go



What will you buy there?
What will you buy there?
A red apple and a green apple.



What will you do then?
What will you do then?
Cut and eat them!
Cut and eat them!
That's what we will do!



Note to the teacher: Sing the song with actions. Encourage children to listen and do the actions first, then follow the song with the teacher.



Let us learn

A Feast in the Jungle





I have lemons
to make juice.

I have brinjals
to make sambar.



I have tomatoes
to make rasam.

I have mangoes
to make payasam.





I have green leaves
to make soup.



I have onions
to make pachadi.



We have fruits
to make salad.





Note to the teacher: Focus on the names of various fruits, vegetables and the structure 'I have...'





Let us understand



What did the animals bring? Tick the correct vegetable.



Help the eagle to make juice. Draw lines and drop the fruits into the mixer.



Listen, think and write

1. I am a fruit.

I am small and round.

I am yellow and sour.

Who am I ? _____

2. I am a vegetable.

I am green.

I am spicy.

Who am I ? _____





Circle Time - Let us talk



Divide children into two groups and make them stand at a distance. Model the structure "This is" and "That is" with objects near and far. Let one group hold an object (e.g. pen). Encourage them to say "This is a pen." Get the other group to say "That is a pen." Try this with other objects.



Let us practise



This is a papaya.



That is a papaya.



This is a brinjal.



That is a brinjal.



This is a tomato.



That is a tomato.



Let us do



carrot chilli
potato onion
cabbage tomato
yam radish
green leaves
brinjal

Word wall

Let children sit in a circle. Invite a child to throw the ring on the flashcards displayed and say the name of the vegetable / fruit. Practise with all the children.




mango jackfruit
watermelon
banana apple
orange papaya
grapes



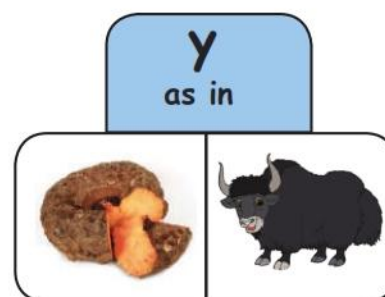
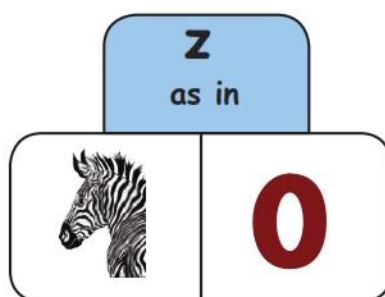
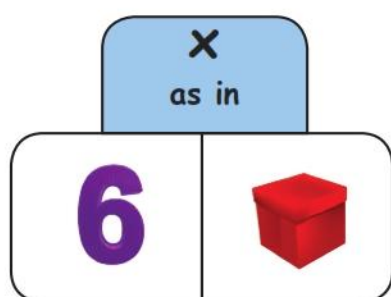

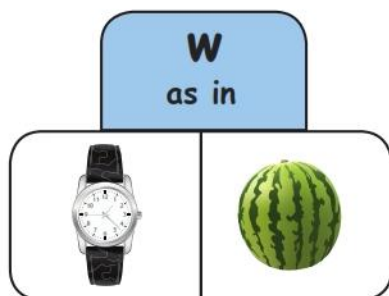
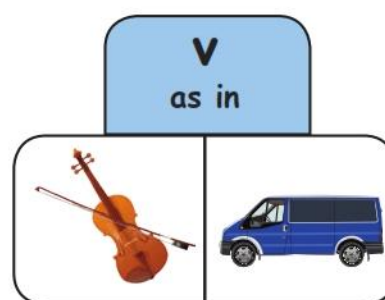
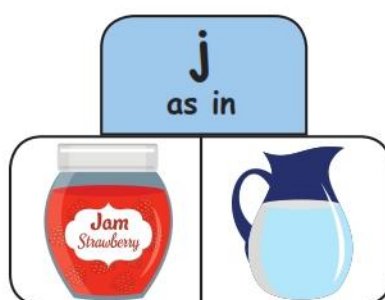
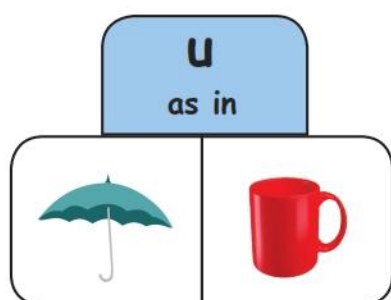
Let us say



Listen to the sound and repeat.



Listen and say.



Blend and say

c	u	b	cub	p	u	p	pup	b	u	n	bun
t	u	b	tub	c	u	p	cup	r	u	n	run
b	u	g	bug	m	u	d	mud	m	u	m	mum
j	u	g	jug	b	u	d	bud	g	u	m	gum

Note to the teacher: Show the flashcards of the letters. Say the sound of each letter aloud and make children repeat it. Say the sounds as follows: u/ʌ/ j/dʒ/ v/v/ w/w/ q/kju:/ x/ks/ y/j/ z/z/



Let us do

Word wall



Let the children stand in a circle and the teacher in the centre.

Let the students move clockwise when you say words with 'u' sound like cup, mug, jug, etc. (use the words in the pumpkin)

Students will stop moving when you say words without 'u' sound like, sit, bat, pet, etc.



Let us practise



pup

cup

a pup in the cup



cub

tub

a cub in the tub



bud

mud

a bud in the mud



bug

jug

a bug in the jug



Read aloud.

ball on the wall

yam in the jam

fox in the box

zebra in the zoo

vulture on the van

doll with the bell



Think zone



What comes next?

but	bat	cut	cat	hut	
fan	fin	pan	pin	tan	



Let us learn


Appu's delightful day



Appu, the farmer waters the plants in the dry field.





I cannot continue farming.



Appu decides to sell the land.

**LAND for
SALE**







All the animals work together in the field.



Note to the teacher: Emphasize the importance of agriculture and farmers. Encourage children to work together.



Let us follow



Circle the healthy food and cross the junk food.



Do you eat healthy food?

Yes ☐ No ☐

Does your friend eat junk food?

Yes ☐ No ☐

Discuss with your friend on junk food.

Note to the teacher: Encourage children to eat healthy foods. Explain the dangers of junk food.




Let us do

Say a word and clap your hands.
Let children repeat it.

Say the word again and stamp
your feet. Let children repeat it.

Practise the actions for all the
words.

Word wall





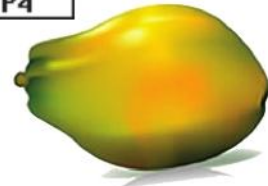
I can do

I. Write the names.









II. Read aloud

pup cup cub tub mud bug mug jug hut cut nut bud

III. Circle the correct one.



This/ That is a papaya.



This/ That is a mango.

IV. Draw a fruit and a vegetable you like.

<p>This is a _____</p>	<p>This is a _____</p>
------------------------	------------------------

V. Recite the poem 'To the market'.



Learning outcomes

Now I can...

