


## Lesson - II

# CAPITAL LETTERS

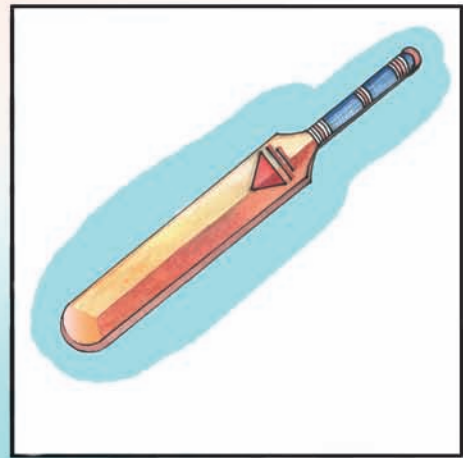
- Show the pictures to your pupils and draw their attention to the words written below the pictures. Read the words aloud and ask the pupils to repeat each word after you in chorus.
- Write the words on the blackboard. Let the pupils look at each word and pronounce it. Help them to read without the help of the pictures.

**A**



**ANT**

**B**



**BAT**

**C**




**CAT**

**D**



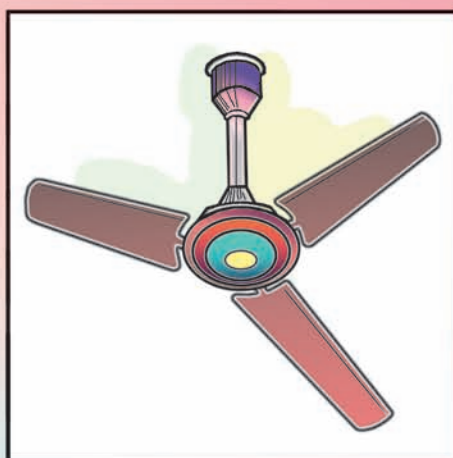
**DOG**

**E**




**EGG**

**F**



**FAN**

**G**



**GOAT**

**H**



**HEN**

**I**



**ICE CREAM**

**J**



**JUG**

**K**



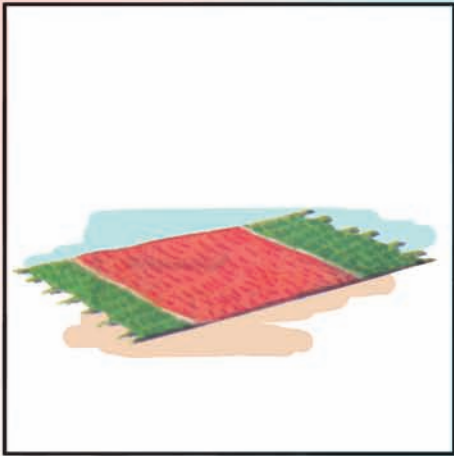
**KEY**

**L**



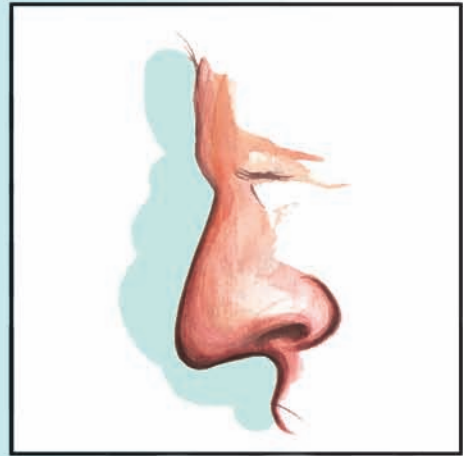
**LEG**

**M**




**MAT**

**N**




**NOSE**

**O**



**OX**

**P**



**PEN**

**Q**




**QUEEN**

**R**




**RAT**

**S**



**SUN**

**T**




**TIGER**

**U**



**UMBRELLA**


**V**



**VAN**



**W**



**WELL**

**X**




**X-RAY**

**Y**



**YACHT**

**Z**



**ZEBRA**



### Activity - 1

- Read out a word from each column.
- Ask the pupils to listen, read and tick the word.

PEN

HEN

VAN

FAN

BAT

MAT

QUEEN

TIGER

ZEBRA

GOAT

OX

X-RAY

EGG

LEG

KEY

YACHT

WELL

DOG

SUN

JUG

RAT

CAT

ICE CREAM

UMBRELLA

NOSE

ANT

### Activity - 2

Ask your pupils to match the letter in Column 'A' with the word beginning with that letter in Column 'B'. Ask them to circle the letter. Two examples are done for them.

A	B
C	<u>C</u> A T M A T
K	E G G K E Y
P	A N T P E N
F	F A N H E N
L	J U G L E G
Q	O X Q U E E N

A	B
W	N O S E <u>W</u> E L L
R	R A T Y A C H T
Z	Z E B R A X - R A Y
D	S U N D O G
U	U M B R E L L A I C E C R E A M
B	T I G E R B A T
G	G O A T V A N

### Activity - 3

Ask your pupils to match the letter in Column 'A' with that letter in the word in Column 'B'. Two examples are done for them.

**A****B**

A P E N

C A T

E H E N

D O G

H S U N

Y A C H T

M I C E C R E A M

Q U E E N

O G O A T

R A T

**A****B**

U J U G

F A N

I T I G E R

G O A T

N H E N

M A T

S N O S E

K E Y

T A N T

L E G

X O X

E G G



#### Activity - 4

Read out the first word in each row as an example and then ask your pupils to read out the other words in the row one by one.

The aim of this activity is only to draw the pupils' attention to the sounds of the words, not to their meanings.

**BAT**

**CAT**

**MAT**

**HAT**

**FAT**

**PAT**

**SUN**

**GUN**

**RUN**

**BUN**

**FUN**

**NUN**

**PEN**

**HEN**

**TEN**

**MEN**

**DEN**

**ZEN**

**DOG**

**FOG**

**LOG**

**BOG**

**JOG**

**HOG**

**KEY**

**SEE**

**BEE**

**KNEE**

**FEE**

**PEA**

### Activity - 5

- Ask your pupils to look at the pictures carefully.
- Encourage them to say the name of each picture in English. Help them with the name if necessary.
- Ask them to join the outlines to complete each picture. Then ask them to colour it.

