

2

Small Creatures

I keep
away from
the insects.
Do you?



Look and say



snail



bumblebee



ladybug



butterfly

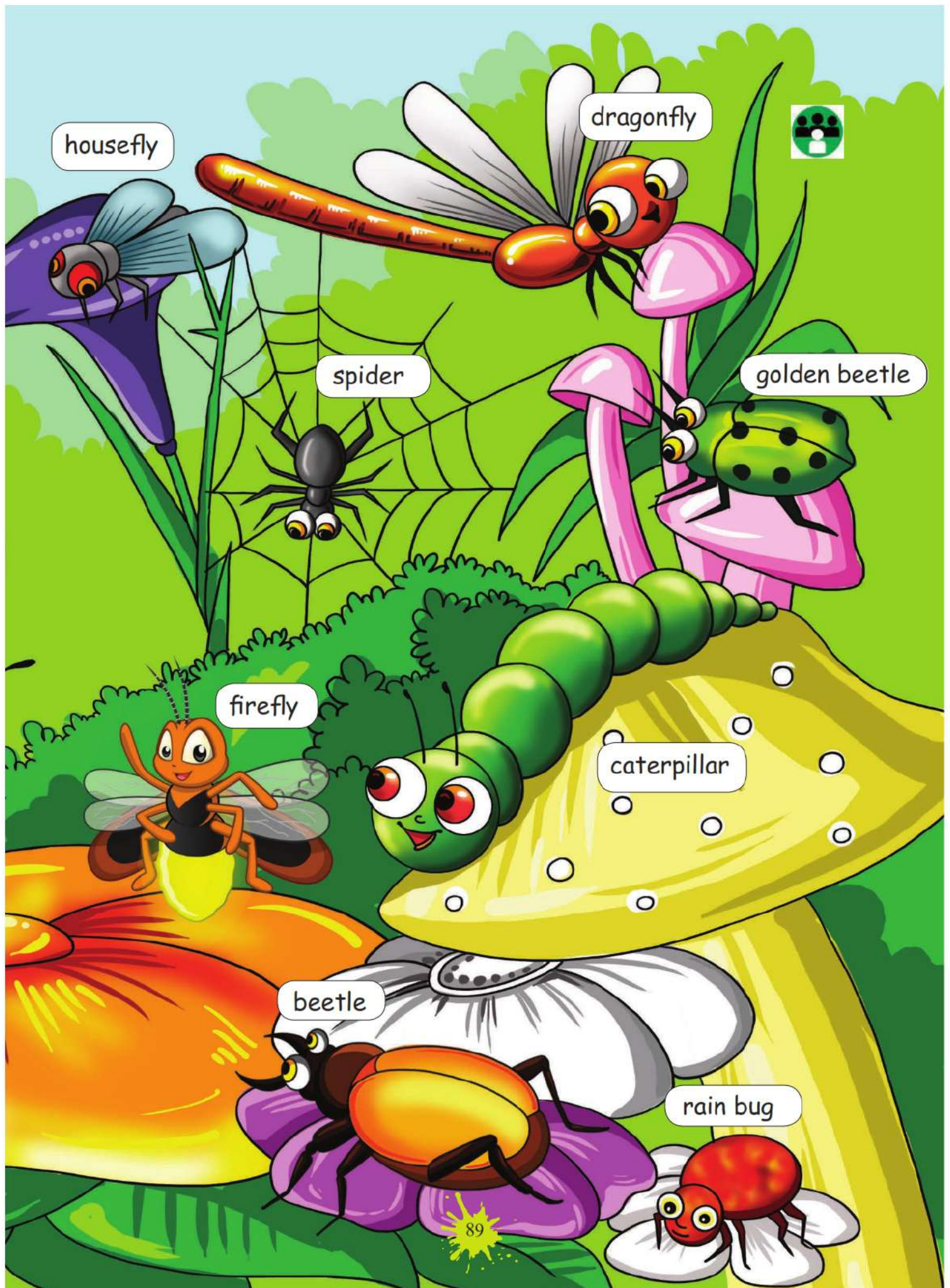


mosquito



grasshopper

Note to the teacher: Practise vocabulary using the picture. Ask children to name the things seen in the picture.





Let us sing



Incy Wincy Spider

Incy wincy spider
Climbed up the water spout,
Down came the rain
And washed poor Incy out.

Out came the sunshine
And dried up all the rain,
And Incy wincy spider
Climbed up the spout again.

Note to the teacher: Sing the song with actions. Encourage the children to listen and do the actions first, then follow the song.




A vibrant illustration of a pond with pink lotus flowers, green lily pads, and a blue dragonfly. A small butterfly is also visible near the top left.

Let us learn

The Proud Dragonfly




A blue dragonfly lives near a pond with his friends. He is a proud insect. One morning as he was enjoying the sun sitting on a lotus leaf, a butterfly comes by.

A blue dragonfly with large, translucent wings is perched on a pink lotus leaf. A butterfly with orange and black wings is nearby. Speech bubbles show their conversation.

Hello, Butterfly!
You look sad. Is it
because my wings
shine in the sun?



What? Why should
I feel sad? I know
that I am a very
beautiful and colourful
insect.

An ant speaks as he is on his way to his anthill, carrying food for the winter.

A red ant is carrying a yellow food item on its back. The blue dragonfly is nearby. Speech bubbles show their conversation.

Surely you can find
some work to do,
can't you? All that
you do all day is to
sit there and feel so
proud of yourself.


Ah, Ant! You
poor little fellow!
You have to walk
around on your
thin legs all day.
You don't have
beautiful shiny
wings like mine.
How sad!





A hungry chameleon walks in quietly.

Wow! What a colourful dragonfly! He is so foolish to sit near the rock and talk to his friends. He is my lunch for the day.



The Chameleon catches the proud dragonfly with his sticky tongue. It munches and eats the dragonfly.

Chomp!
Chomp!
Chomp!



Note to the teacher: Read the story to the children. Encourage them to know the names of the insects and their features.



Let us understand



1. Tick (✓) the correct picture and fill in the blanks.

All the insects in the story lived near _____.



_____ is too proud of itself.



2. Match the words to the pictures.

buzzes

squeaks

colourful

shiny



3. Listen, think and write.

food blue black yellow hungry

- What colour is the dragonfly? The dragonfly is _____.
- What is the ant carrying? The ant is carrying _____.
- What colour is the bumblebee? The bumblebee has stripes of _____ and _____.
- Why did the chameleon eat the dragonfly? The chameleon eats the dragonfly as it was _____.

What comes next? Tick (✓) the correct picture.



Let us talk



- Make flashcards with pictures of insects.
- Divide the class into two groups.
- Call a child from one group and ask him/her to pick a card.
- The child with the card will enact the action of the insect. (e.g. Flying for butterfly.)
- The group should be able to name the insect and the action. (e.g. Butterfly flies.)
- Repeat the activity with the other group.
- The group with the most correct answers wins.



Let us practise



crawl



march



fly



slide



jump

Circle the insects.

lion
horse
caterpillar

butterfly
elephant
dragonfly

snail
ant
tiger

camel
grasshopper
firefly

Fill in the blanks with the actions of the insects.









Let us do



- Display the words on the word wall.
- Make 4 sets of word chits and put them in a box.
- Each child gets a turn to pick a chit and read the word.
- If they read correctly, they get to keep the chit.
- If they are not able to read, they give the chit back.
- When there are no more chits with the teacher, the student with the most chits wins.
- Practise till all the students are able to read the words.





Let us say




Listen to the sound and repeat.


ar
as in


 car


 jar

ast
as in


 blast


 fast

Listen and repeat.

car	mark	art	blast
jar	park	arm	fast
far	bark	farm	past
tar	dark	march	last
star	shark	spark	vast



Let us practise



Read aloud.

The car is fast.



We have fun in the park.



The ants march.



The star is far.



The dog barks at me.



The shark eats the fish.



Note to the teacher: First teach the sound /a:/ to the children. Then, introduce the two letter clusters for the sound to the children. Help the children relate the sound to the letter clusters.



Let us do



- Make a set of flashcards.
- Invite a child to pick a flashcard.
- Ask the child to show the word to the class and read the word.
- If the child reads correctly, they get to keep the card.
- Ask all children to repeat the word.
- The child with most card wins.
- Practise with all the children.



Let us practise



Circle the correct letter cluster.



ar ast



ar ast



ar ast



ar ast

Fill in the blanks.



s t



p k




b l



f



Let us use



Circle Time Activity

- Divide the class into two groups A and B.
- Each child is given an object like a pen, pencil, ID card, book etc.
- Make a child from group A ask, "Could you give me a book?"
- The child from group B with the book should say "Here it is."
- Practise with other objects like pen, pencil, ID card.
- Reverse the roles of the groups.
- Practise with all the children.



Let us practise



Arrange the words to make sentences. Say them to your friend.



me could the toys give you?

bag could you me a give?





Let us know



Look at the caterpillar in the following pictures.



The caterpillar is **in** the shoe.



The caterpillar is **on** the shoe.



The caterpillar is **under** the shoe.



The caterpillar is **near** the shoe.

The words **in**, **on**, **under** and **near** help us know where the caterpillar is.

Tick (✓) the correct word.



- ☐ in
- ☐ near
- ☐ under

1. The cockroach is ___ the shoes.



- ☐ in
- ☐ near
- ☐ under

2. The lady bug is _____ the box.



- ☐ in
- ☐ on
- ☐ under

3. The ant is _____ the chair.



- ☐ in
- ☐ on
- ☐ under


4. The butterfly is _____ the ball.

Fill in the blanks.

in under near on



The fish is _____ the bowl.




The ladybug is _____ the leaf.


Read the following sentences and draw the insects.



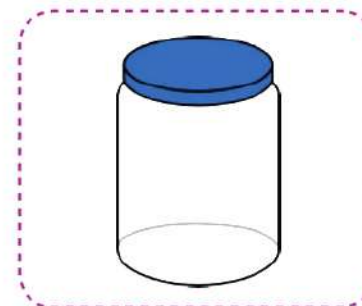
A dragonfly is **on** the car.



A bug is **near** the sofa.









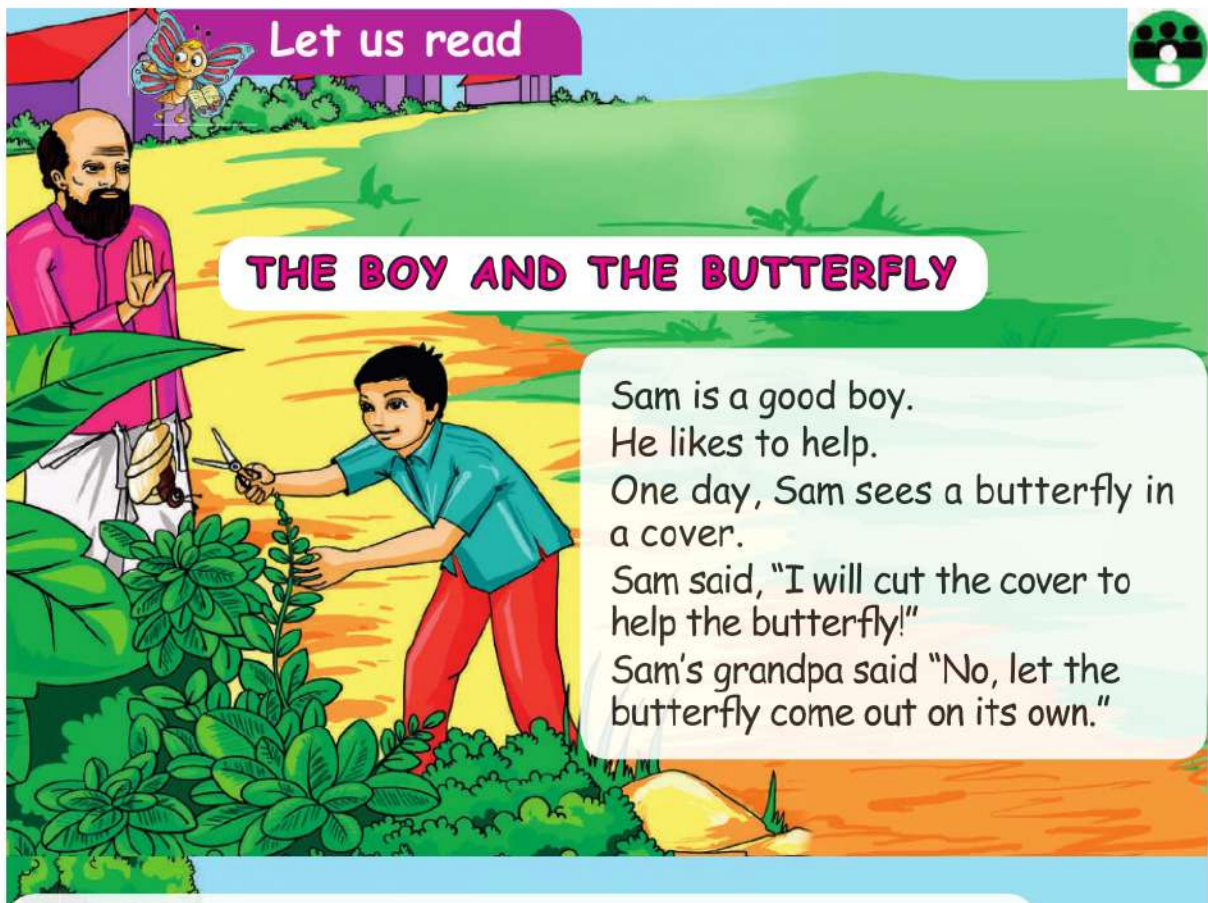
A spider is **under** the chair.



A bee is **in** the bottle.

Look at the word and circle the correct picture.

on		
in		
near		



THE BOY AND THE BUTTERFLY

Sam is a good boy.
He likes to help.
One day, Sam sees a butterfly in a cover.
Sam said, "I will cut the cover to help the butterfly!"
Sam's grandpa said "No, let the butterfly come out on its own."

But, Sam cuts the cover to help the fly.
The fly comes out. But, it is not able to fly away.
The next day Sam sees it on the same rock.
Sam asked, "Why is the butterfly on the rock?"
Grandpa said, "Only if it cuts the cover on its own, it will fly."
Sam said, "Sorry, grandpa. I will never do this again."



Note to the teacher: This is a supplementary story. Encourage the children read the story on their own.

Let us think and do



Circle the correct word.



cuts eats



butterfly snail

Choose and complete the sentences.

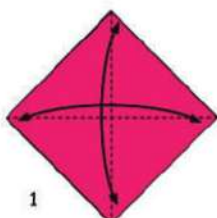
cut help rock

Sam likes to _____.

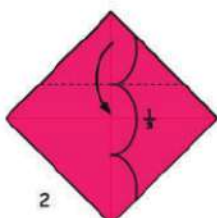
Sam saw it on the _____.

Grandpa said not to _____.

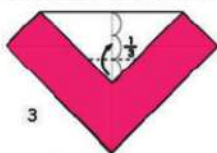
Let us make



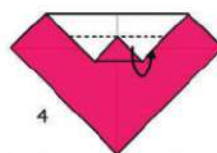
1
Fold in the dotted lines to make cross and fold back



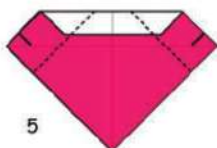
2
Fold in the dotted line



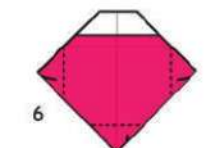
3
Fold in the dotted line



4
Fold inside in the dotted line



5
Fold backward in dotted line



6
Fold backward in the dotted line



7 Draw eyes and spots and finish

Stick your ladybug below.



My ladybug is

Big Picture



1. Where is the ant? **The ant is in the hill.**
2. Where is the snail?
3. Where is the bee?
4. Where is the beetle?
5. Where is the caterpillar?
6. Where is the butterfly?
7. Where is the dragonfly?
8. Where is the mosquito?
9. Where is the grasshopper?
10. Where is the spider?

Note to the teacher: Encourage the children to answer orally. Teach them to ask and answer questions with "Where...?" Practise the structure contextually in the class.

I Can Do




1. Write the names of the insects.

housefly bumblebee spider







2. Tick (✓) the correct one.

- a. Dragonfly is _____ ☐ red ☐ blue .
- b. Ant walks with its _____ ☐ wings ☐ legs .
- c. The insects live near the _____ ☐ sea ☐ pond .
- d. The bumblebee has stripes of yellow and _____ ☐ red ☐ black .
- e. The tongue of the chameleon is _____ ☐ sticky ☐ smooth .

3. Listen and circle the words that your teacher says.

Lalitha is a star. She makes very nice art. Last time, she drew a farm to win the first prize. Today, she is drawing a park. Her friend Dina has asked her to draw a shark as gift.

Note to the teacher: Read the words - shark star art park farm

4. Match the following.

ant	crawl
caterpillar	slide
snail	march

5. Recite the poem 'Incy Wincy Spider' with intonation.

6. Listen to the teacher and answer.



7. Tick (✓) the correct picture for the given word.

in



under




near



Learning Outcome

Now I can...



Note to the teacher: Ask the children to colour the balloon when they achieve the learning outcome.