





## Lesson 2

# LET'S KNOW EACH OTHER




EXERCISE


Fill in the blanks.



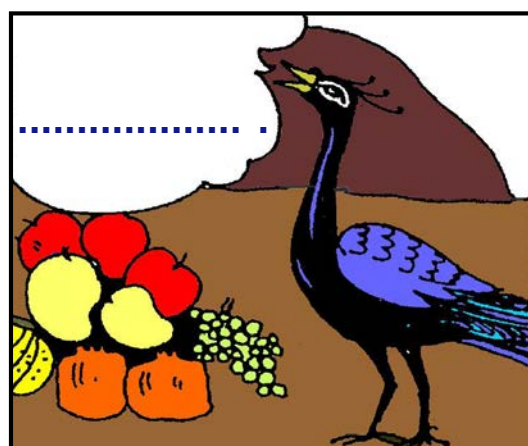
Munmun is a .....




Chikchik is a .....




Kaku is a .....



Chunchun is a .....




Tuktuk is a .....



Mithu is a .....

II. Draw your picture and write your name.



I am .....

III. Give names to these pictures and say how they will introduce themselves.

A



Example - Sheru  
(I am Sheru)

B



.....  
(I am .....)

C



.....  
(I am .....)

D



.....  
(I am .....)

E



.....  
(I am .....)

F




.....  
(I am .....)


IV. Read aloud.




**A goat and kids.**



**A tiger and cubs.**




**A sheep and a lamb.**




**A horse and a foal.**




**A dog and puppies.**



**A cat and kittens.**



**A cow and a calf.**



**A hen and chicks.**

V. Choose and say.

(lions, cows, crows, red, mangoes, parrots, blue, oranges)





1. .... and .... are fruits.


2. .... and .....are colours.


3. .... and .... are animals.


4. .... and .... are birds.


VI. Search and encircle for the young ones and match them with the pictures.

|   |   |   |   |   |   |   |   |
|---|---|---|---|---|---|---|---|
|  | P | U | P | P | Y | L |  |
|   | B | F | O | A | L | A |   |
|   | C | H | I | C | K | M |   |
|  | A | C | A | L | F | B |  |
|   | K | I | T | T | E | N |   |
|   | K | I | D | C | U | B |   |









9YN388