


## UNIT - 8

# BIRBAL OUTWITS THE CHEAT

I. Look at the pictures.



1. What are the children doing?
2. What is the boy complaining about?
3. What do you think the teacher would do?



## II.A. *Look at the picture and answer the questions.*

1. Who do you think are these people in the picture?
2. Where are they?
3. Can you guess what is happening?



## B. *Listen to your teacher and answer the questions.*

*(Note : Listening text is in Appendix-1)*

1. How can you say that Bajrang was greedy?
2. Will Bajrang succeed in the quarrel? Why?
3. When you quarrel with your friend, how do you solve it?

Free distribution by T.S. Government 2021-22





## A Reading

### Birbal outwits the cheat

This is a scene from the court of Emperor Akbar.

The Emperor was sitting on his throne. He always had his trusted advisor and minister, Birbal, by his side. Now Bajrang went to the Emperor to complain about Gopal.

*One day, in the court of Akbar*




Free distribution by T.S. Government 2021-22











Birbal ! I have never heard such a complaint before. Have you?

No, Your Highness !

*Bajrang was looking very pleased because this seemed to be a unique complaint and he was sure he would get his money.*



Gopal has paid you for the well. Does the well belong to him?

Yes, Mantriiji.... But only the well.




You mean the water belongs to you?

Yes, mantriiji !







*Bajrang realised that he had been outwitted by Birbal.*



Free distribution by T.S. Government 2021-22





## Comprehension

### A. Answer the following questions.

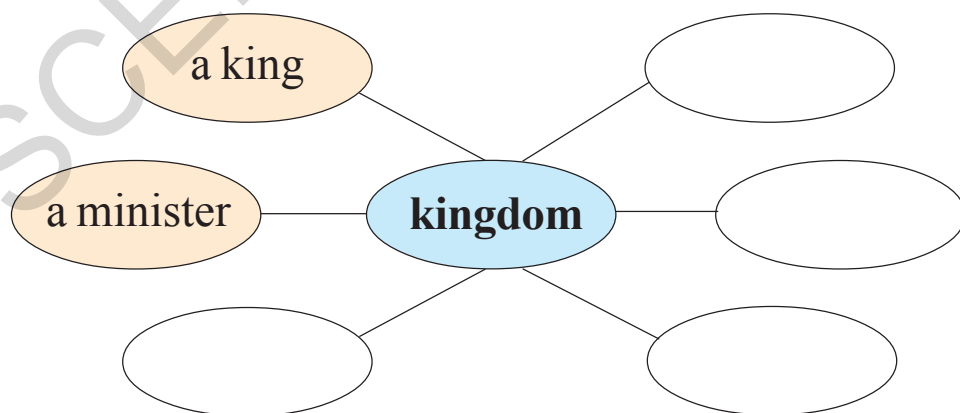
1. Who was known for his wit and wisdom?
2. What was Bajrang's complaint about Gopal?
3. What lesson did Bajrang learn?

### B. Write true or false.

1. Birbal was Akbar's minister. ( )
2. Bajrang sold water to Gopal. ( )
3. Gopal was innocent. ( )
4. Bajrang wanted to cheat Gopal. ( )
5. Gopal gave money for water. ( )

## Vocabulary







### A. In olden days, a person who ruled a kingdom was called a 'king'. Write more words related to kingdom.





**B. In the story, Gopal used the water from the well. What other sources of water do you know?**

**Read the following.**

 <p>river</p>	 <p>water tap</p>	 <p>lake</p>
 <p>hand pump</p>	 <p>well</p>	 <p>canal</p>

Write 3-4 sentences on uses of water.

---



---



---



---



---

## Grammar

**A. Read the following words from the story.**

Akbar, Gopal, throne, well and court are the names of the characters, things and places.







**Write any three names of persons, places and things you know.**

**persons:** \_\_\_\_\_

**places:** \_\_\_\_\_

**things:** \_\_\_\_\_

**B. Read the following actions from the story.**

went, sold, paid, complain

**Write any three actions in the following places.**

**school:** \_\_\_\_\_

**home :** \_\_\_\_\_

**playground:** \_\_\_\_\_

### Writing

**Somebody has stolen your pen from your bag. You want to complain about it to your teacher. What would be the conversation between you and your teacher?**

You : Teacher, I have \_\_\_\_\_

Teacher : \_\_\_\_\_

You : \_\_\_\_\_

Teacher : \_\_\_\_\_

You : \_\_\_\_\_

Teacher : \_\_\_\_\_



## Oral Skills

**A. After Bajrang realised that he had been outwitted by Birbal, he went out and met Gopal.**

Now, sit in pairs and enact the possible conversation between Bajrang and Gopal.

**B. There are different events (scenes) in the story of 'Birbal Outwits the Cheat.'**

The scenes are :

1. At Gopal's home
2. At Akbar's court

The characters in the first event are Gopal and Bajrang.

The characters in the second event are Akbar, Birbal, Gopal and Bajrang.

Now, add dialogues and enact the roles in each scene.

## Fun with Words

**Here is a word game for you.**

A four-letter word is given. Write another word, starting with the last letter of the given word and so on.

Ex:	king	goat	tail	lion
1.	well			
2.	face			
3.	last			
4.	paid			





## Project Work



**Tell a story by drawing a picture.**

Sit in groups. Think of a story. Draw a picture related to your story. Now, write your story below the picture. Present the story before the class.

**Picture**

Based on the picture you have drawn, write the story using the following steps.

Step 1 : What happened before?

---



---

Step 2 : What is happening in the picture?

---



---

Step 3 : What will happen at the end?

---



---



## B Reading

### And then thurrrr.....

A story teller was tired of telling stories. But the children and the grownups who were around him were not yet tired of listening to them. They asked for more. So, he began to describe how a vast number of birds were sitting on a tree. People asked as usual at a pause, “And then?”

He said, “One bird flew from the tree with the sound like Thurrrr...”

“And then?”

“Thurrrr,” went another bird, flying from the tree.

“And then?”

“Another bird went thurrr!”

“And then?”

“Thurrrr!”

This went on.

Finally some one asked, “How long is this ‘thurrr’?”

The story teller answered, “Till all the birds are gone.”

