



Lesson - 2

Let's sing—



Number concept from 1 to 9

One two three four
We sit in row
Five six seven eight
We sit straight



Seven eight nine
Let us count and find

Let's sing—

One

Elephant's trunk is one



Two

Our eyes are two



Three

Rickshaw's tyres are three



Four

Cow's legs are four



Five

Fingers are five



Six

Insect's legs are six



Seven

Rainbow has seven colours



Eight

Spider's legs are eight

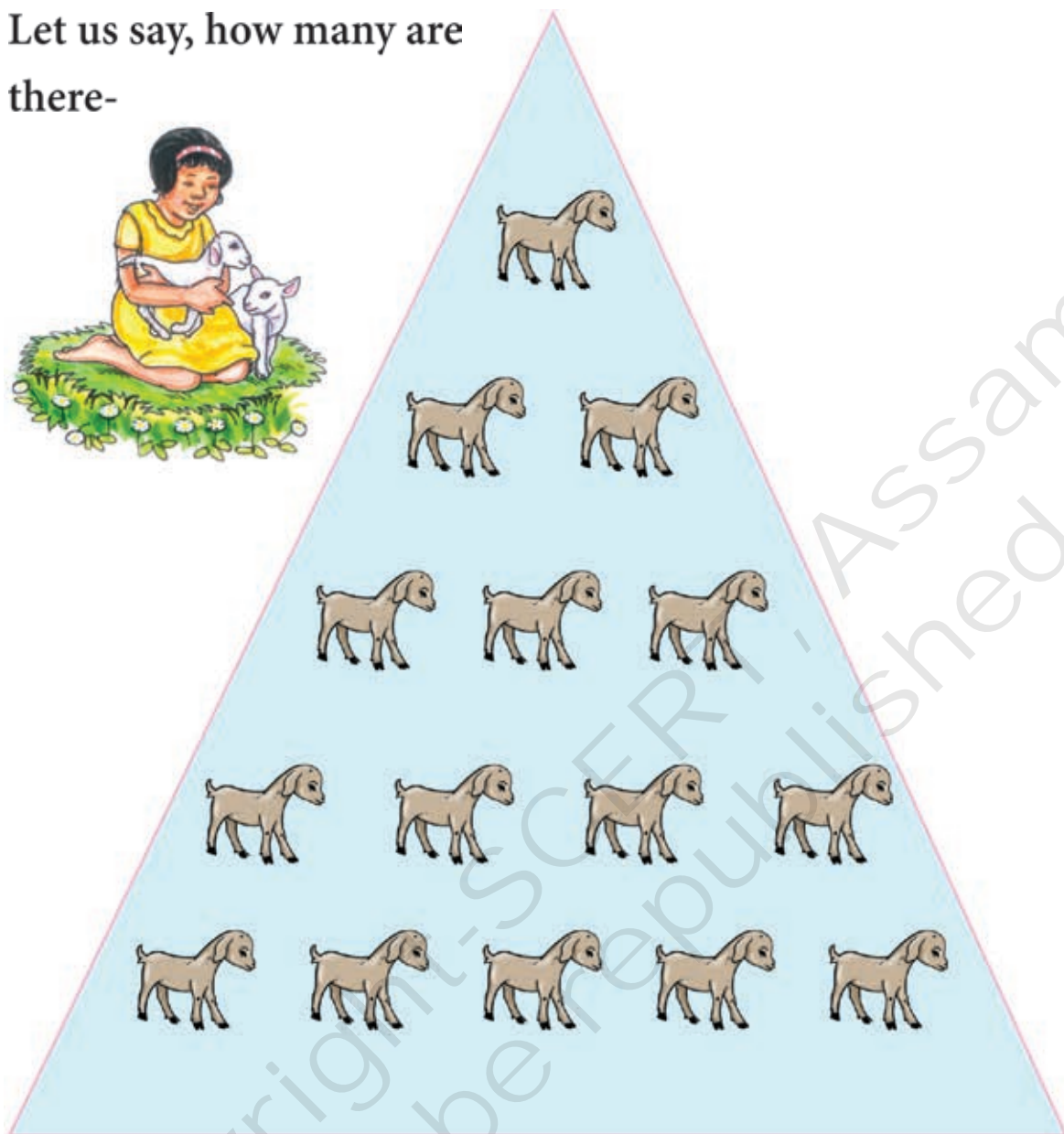


Nine

Nine flowers are blooming



Let us say, how many are there-



1

2

3

4

5

Let's read-

1

2

3

4

5

Let's write-

--	--	--	--	--



Let's say how many are there-



6



7



8



9

Let's read-

6

7

8








9

Let's write the above numbers










--	--	--	--



Say, how many are there and write in the boxes

	<input type="text"/>
	<input type="text"/>
	<input type="text"/>
	<input type="text"/>
	<input type="text"/>
	<input type="text"/>
	<input type="text"/>

Let's count the objects and write the number—

	1	One
		Two
		Three
		Four
		Five
		Six
		Seven
		Eight
		Nine

Match the number with the picture

1



5



9



2

6



8


4




7




3



Make a group of the following objects as per the number




3 bottles



4 leaves




6 flowers



5 birds

Let's Colour—

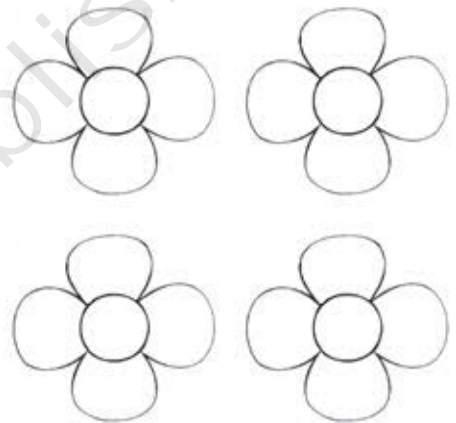
Colour 1 Tree



Colour 2 Ducks



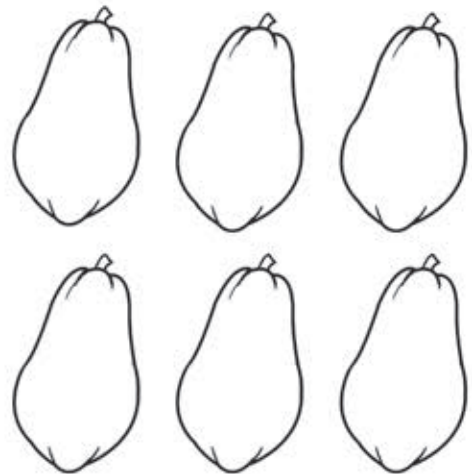
Colour 3 Flowers



Colour 4 Ballons



Colour 5 Papayas



Let's write the missing numbers—

1	2				6
---	---	--	--	--	---

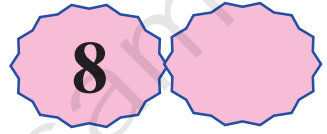
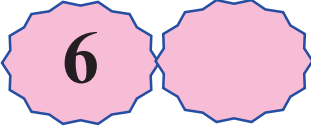
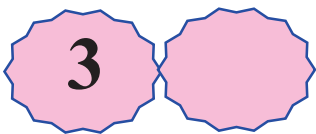
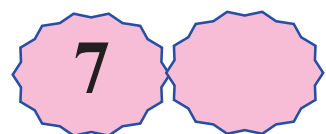
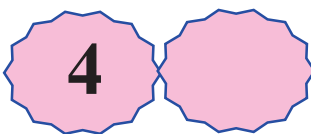
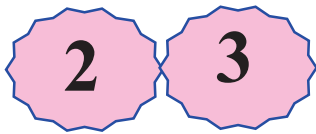
2	3	4			7
---	---	---	--	--	---

3	4				8
---	---	--	--	--	---

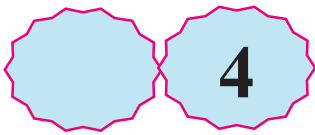
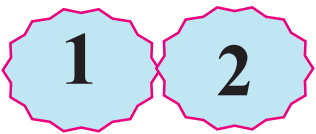
1					6
---	--	--	--	--	---

4	5				9
---	---	--	--	--	---


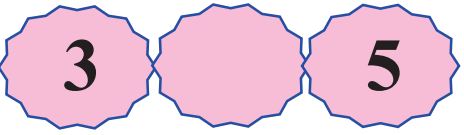
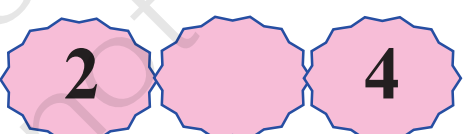

Write the number that comes after—











Write the number that comes before—



Write the number which is in between—



Count and circle the number–



	1 2 3 4 ⑤ 6 7 8 9
	1 2 3 4 5 6 7 8 9
	1 2 3 4 5 6 7 8 9
	1 2 3 4 5 6 7 8 9
	1 2 3 4 5 6 7 8 9
	1 2 3 4 5 6 7 8 9
	1 2 3 4 5 6 7 8 9
	1 2 3 4 5 6 7 8 9

Count and write the number and circle the bigger number–



	
<div style="border: 1px solid black; padding: 5px; display: inline-block;">6</div>	<div style="border: 1px solid black; padding: 5px; display: inline-block;">4</div>



	
<div style="border: 1px solid black; width: 40px; height: 40px; margin: 0 auto;"></div>	<div style="border: 1px solid black; width: 40px; height: 40px; margin: 0 auto;"></div>

	
<div style="border: 1px solid black; width: 40px; height: 40px; margin: 0 auto;"></div>	<div style="border: 1px solid black; width: 40px; height: 40px; margin: 0 auto;"></div>


	
<div style="border: 1px solid black; width: 40px; height: 40px; margin: 0 auto;"></div>	<div style="border: 1px solid black; width: 40px; height: 40px; margin: 0 auto;"></div>

Count the pictures and circle the smaller one-

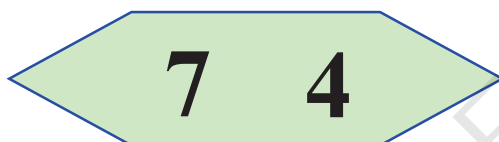

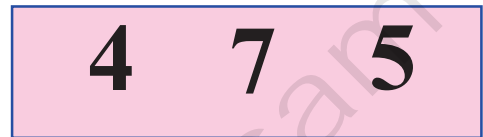
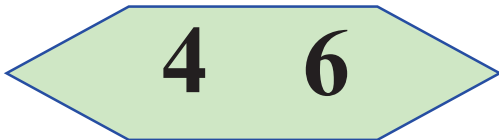
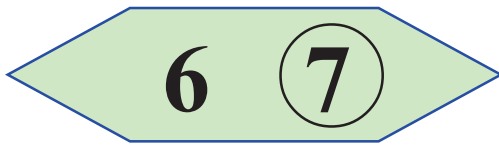
	
<div>6</div>	<div>5</div>

	
<div></div>	<div></div>

	
<div></div>	<div></div>

	
<div></div>	<div></div>

Circle the bigger number–



Circle the smallest number–

