


Lesson - IX

WRITING SMALL LETTERS

- Draw your pupils' attention to each picture and the word below it.
- Read the first letter of the word and the word aloud.

(Example : a for arrow)

- Ask the pupils to repeat in chorus.



arrow




box




comb



deer



eye




frog



gate




helmet



island



jar




knife




ladder



mango




nail




onion



parrot




quilt



rope



soap




torch



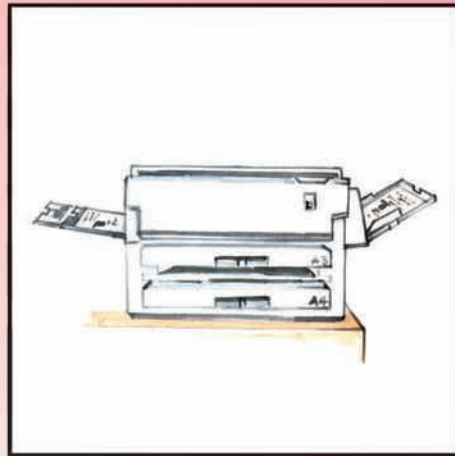
udder



vulture



wheel



xerox



yacht



zebra

Ask your pupils to complete the outlines of each picture and then colour it .




Activity - 1 :

- Ask your pupils to look at the model letters and trace the letters in the practice lines with their pencils.
- Ask them to follow the arrows serially at the time of writing.



Activity - 2

- Ask the pupils to say the words for each picture.
- Then ask them to fill in the missing letter below each picture.
- Now ask your pupils to read out the first letter of each word serially.



__rrow



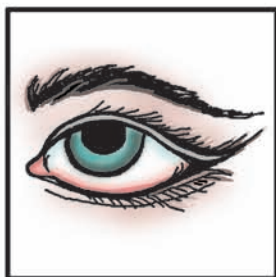
__ox



__omb



__eer



__ye



__rog



__ate



__elmet



__sland



__ar



__nife



__adder



__ango




__ail



__nion



__arrot



__uilt



__ope



__oap




__orch



__dder



__ulture



__heel



__erox




__acht



__ebra

Ask your pupils to complete the outlines of each picture and then colour it .

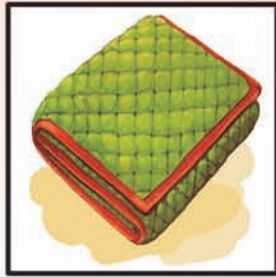


Activity - 3


- Ask the pupils to say the word for each picture.
- Then ask them to fill in the missing letter below each picture.



k__ife



q__ilt



w__eel



t__rch




i__land



bo__



com__



arro__



ladde__



helme__



so__p



man__o



e__e



parr__t



oni__n



de__r

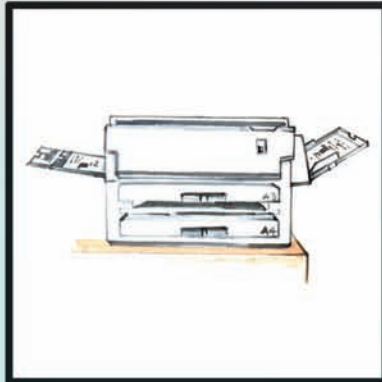

Activity - 4

- Ask the pupils to write the correct word below each picture.
- Then ask them to say each word aloud.

The first one is done for them.



frog





















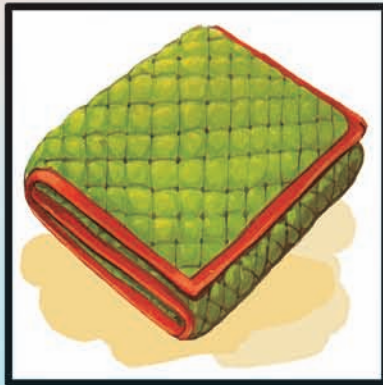


















Activity - 5

Read out the first word in each row as an example and then ask the pupils to read out the other words in each row one by one.

The aim of this activity is only to draw the pupils' attention to the sounds of the words, not to their meanings.

jar

car

bar

far

mar

deer

fear

hear

near

peer

gate

bait

date

fate

late

rope

cope

dope

hope

soap