

# UNIT - 1

## TALKING TRAIN

### I. *Look at the picture.*

Is there anything special about the train?



1. Name the things you see in the picture.
2. How many people are there?
3. What are the people doing?





## II. A. *Look at the picture and answer the questions.*



1. What are the different things that people in this picture are doing?
2. What are the various rules that we follow while we are at a railway station?

**B. Now listen to your teacher and say whether the following statements are true or false.** *(Note : Listening text is in Appendix-1)*

Tick (✓) the statements that are true.

1. The Godavari Express was on time.
2. The correct arrival time of the train was 9 p.m.
3. The train was coming from Vijayawada.





**A Reading****Talking train**

Hello! Do you know who I am? I am a train. My name is Rail Raja. I am your friend.



I have no legs. But, I can move like you. I have many wheels. I run on rails. I have an engine as my face. I have boggies as my tail. I am very long. I make the sound Coo...Coo... Chuk...Chuk... I go to different places.

What are the different places through which a train travels?

Free distribution by T.S. Government 2021-22







I go through forests and tunnels. I go over rivers. I pass over bridges. I move through deserts, fields and valleys. I go along mountains, ponds and lakes.






Everyone can see me – the rich and the poor, the young and the old, wherever they live, whatever languages they speak, people living in cities and villages. They are all my friends. I take them to their places.

Look! The guard is waving the green flag now.

Why does the guard wave a green or a red flag?

I am ready to leave. Hurry up! Get in. I will take you wherever you want me to take.





## Comprehension

### A. Answer the following questions.

1. Who is the speaker?
2. What places does Rail Raja pass through?
3. What is the most interesting thing about Rail Raja?
4. Have you ever travelled by a train? If yes, which places have you visited?

### B. Read the names of the vehicles given below. Tick the names of vehicles you have travelled by. Underline the names of vehicles that you have seen in reality.

an auto-rickshaw	an aeroplane	a car	a boat
a motor cycle	a bicycle	a truck	a bus
a helicopter	a lorry	a ship	a van
a bullock cart	a train	a jeep	

Write the names of vehicles you know.

1. \_\_\_\_\_
2. \_\_\_\_\_
3. \_\_\_\_\_
4. \_\_\_\_\_
5. \_\_\_\_\_
6. \_\_\_\_\_

Write 2-3 lines about any vehicle you like.

---

---


---





## Vocabulary

A. Laxmi is going to Delhi on a tour with parents. Tell her what things she should carry with her. Write them on the balloons given below. You can add more balloons if you want.



a tooth paste

Laxmi's  
travel bag





## B. In the story we came across some opposite words

Ex: 1) rich x poor      2) old x young

**Write the opposites of the following words.**

1. yes x \_\_\_\_\_

2. small x \_\_\_\_\_

3. take x \_\_\_\_\_

4. inside x \_\_\_\_\_

5. right x \_\_\_\_\_

6. question x \_\_\_\_\_

### Grammar

**Read the following phrases taken from the story.**

- the rich **and** the poor
- the young **and** the old
- the healthy **and** the unhealthy

In the 1<sup>st</sup> phrase, **and** is used to link 'the rich' and 'the poor'.

In the 2<sup>nd</sup> phrase, **and** is used to link 'the young' and 'the old'.

In the 3<sup>rd</sup> phrase, **and** is used to link 'the healthy' and 'the unhealthy'.

### A. Make phrases using the linker 'and'.

1. a cup, a saucer : \_\_\_\_\_

2. a bat, a ball : \_\_\_\_\_

3. black, white : \_\_\_\_\_

4. good, bad : \_\_\_\_\_

5. a mouse, a pencil : \_\_\_\_\_





## Writing

### A. Look at the picture given. Read the description.


This is a train.

It has many wheels.

It runs on rails.

It is very long.

It carries people to their places.



### B. Look at the picture given. Write a few lines describing the picture.

.....

.....

.....

.....



## Conventions of Writing

Read the following sentences. Make necessary changes using capital letters, full stop (.) and correct spelling.

1. my name is rail raja

\_\_\_\_\_

2. i am your frend.

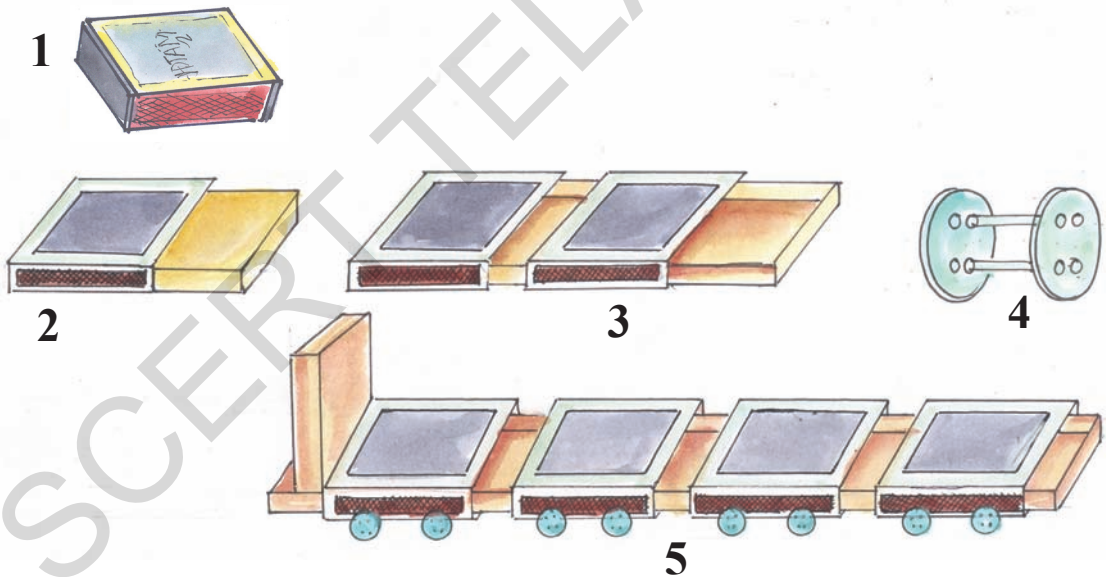
\_\_\_\_\_



## Project Work

### A. The following steps will help you in making a match box train.

1. Take some empty match boxes.
2. Pull the drawers out a little from the boxes.
3. Insert the drawer of one box into the other.
4. You can use buttons/lids of cool drink bottles as wheels.
5. The match box train is ready.




### B. Work in groups.


Tell others in the group how you made the match box train and how you will make it more beautiful.





**B Reading****Be Safe!**

One day Raju was late to the station.



He tried to board the running train.

But, he missed it and fell on the platform.

He broke his leg and was taken to a hospital.

Rules are for our safety.  
I follow the rules to be safe.

