

LESSON - 4

CATS



Cats sleep
Anywhere,
Any table,
Any chair,
Top of piano,
Window - ledge,
In the middle,
On the edge,
Open drawer,
Empty shoe,
Anybody's
Lap will do,
Fitted in a
Cardboard box,
In the cupboard
With your frocks
Anywhere!
They don't care!
Cats sleep
Anywhere.



I. New words

ledge, edge, drawer, fitted, cupboard, empty, card board

II. Read and write

1. Name the places where cats sleep?
2. Write down the names of things in the poem.
3. Write three sentences about cats.

III. Say aloud

piano, window- ledge, edge, drawer, empty, fitted, cupboard, anywhere

IV. Let's talk

1. Do you have any pet animal in your house?
2. If yes, name the pet animal.
What does it eat?
3. Where does it sleep?

V. Vocabulary

(A) Fill in the blanks with suitable words :

(cupboard, edge, empty, fits, drawer)

1. You have put the glass of water on the of table. It may fall down and break into pieces.
2. Please open the in the table. Do you find any pen in it?
3. No, I don't. There is nothing in it. It is
4. Where is the I want to put this box there.
5. The size of the box well in the cupboard.

(B) Match the rhyming words:**(A)**

sleep

where

table

chair

box

ledge

cot

(B)

care

keep

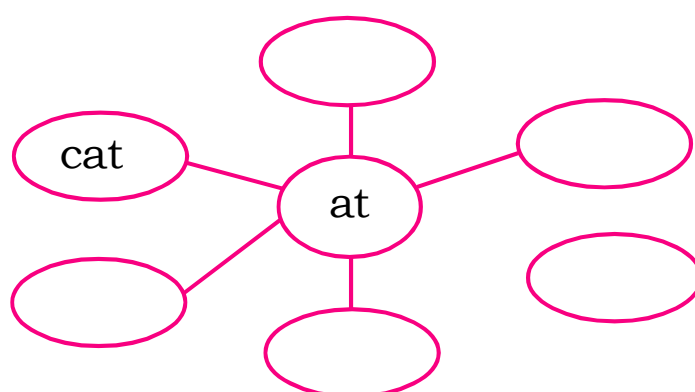
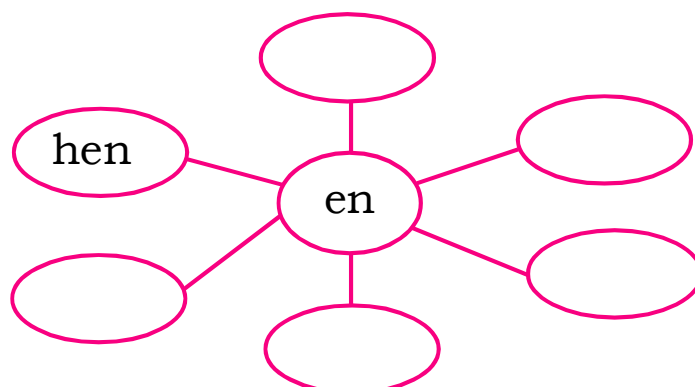
pair

ox

edge

pot

cable

(C) Make new words using 'at'. Add one two or three letters before 'at'.**(D) Make new words using 'en'.**


Write the correct phrases below the given pictures



on the top of piano
on a chair
in the cupboard
on the table
in an empty shoe


VI. Fun time

(A) Colour the cat



(B) Follow the instructions and draw the cat :

1. Draw a small circle for the face and a big circle for the body of the cat.
2. Draw two ears, one tail, and two legs as shown in figure 2.
3. Draw two back legs and erase the dotted lines in figure 2
4. Draw eyes, nose, mouth and whiskers.



Is your drawing ready?

Say "Meow".