



Contents

Total Marks 100

(Theory 70 + Practical 30)

Students will demonstrate their understanding of the subject through the following practical exercises:

Chapter 1: History of Fashion **01**

1. Ability to identify the cultural context of body adornment and its continuation in contemporary society
2. Ability to use visual references to analyze ancient draped garments
3. Ability to analyze the impact of Industrial Revolution during the British Raj in India
4. Ability to use books, museums, archives and movies as sources of information to explain the impact and influence of war on clothing


Chapter 2: Basic Pattern Making **05**

5. Be able to develop and test fit a basic bodice
6. Develop and test fit bodices through dart manipulation
7. Develop and test fit a basic skirt
8. Develop style variations of skirts

Chapter 3: Elements of Fashion **25**

9. Ability to design products with self-generated prints inspired from nature
10. To demonstrate creative exploration of patterns created by using food products for dyeing process
11. Ability to develop print designs inspired from animal skin by innovative use of materials
12. Ability to use the stencil printing technique to create design patterns

Chapter 4: Basics of Garment Making **29**

13. Stitch a sample of a continuous placket
 14. Stitch a sample of a basic shirt placket
 15. Stitch a sample of a basic shirt placket with facing
 16. Stitch a sample each of Extended facing, Bias facing and Shaped facing.
- 



Chapter 1

History of Fashion

PRACTICAL EXERCISE - 1

Objective

1. To enable students to identify examples of body adornment used in some societies
2. To understand the cultural context of such adornment
3. To visually trace the continuation of the same, with/without any modification or transformation, into contemporary society.

Material Requirement


1. Unlined/ blank sketchbook (A3)
2. Scissor, glue
3. Magazines (e.g. National Geographic, fashion magazines)


Procedure

1. Refer to books, magazines and the internet to find out about a primitive or tribal community from your country or any other.
2. Find pictures of different decorations and body adornment which typify the culture of this community. This may include clothes, accessories, scarification, tattooing, body painting, face painting etc.
3. Refer to magazines and identify pictures where there are noticeable similarities between the original body adornment and contemporary interpretations.
4. Cut these pictures and stick them in a notebook next to each other to highlight parallels.
5. Label the pictures with information regarding the community, country, period, regional name of the garment, accessory, technique, ritual (as applicable) etc.
6. Make a brief presentation for the class

Observation and Discussion

1. What are the typical visual cultural indicators of a community?
2. Have body decoration and adornment continued in their original form or have they undergone transformation in contemporary culture?





PRACTICAL EXERCISE - 2

Objective

1. To focus on the significance of draped garments in ancient Western and Asian civilizations as the precursor to cut and sewn garments
2. To enable students to understand the process of using visual references to analyze the drapery of ancient garments

Material Requirement

1. Reference books on draped costume
2. Muslin fabric for draping

Procedure

Prior to the exercise, the teacher may brief students on the following:


1. Specific civilizations (Indian or Western) where draped garments were extensively worn
2. Interpretation of reference materials to understand and analyze the details of draping

Each student will do the following:

1. Refer to books, magazines and the internet to identify pictures of draped garments according to the civilization
2. Make a step-by-step drawing of the process of draping the garment on sheets/notebook

Observation and Discussion

1. How has draped clothing evolved in India or in other countries?
2. Do museum sculptures or pictures help in replication of drapes?





PRACTICAL EXERCISE - 3

Objective

1. To enable students to understand the impact of the Industrial Revolution during the British Raj in India

Material Requirement

1. Unlined/ blank sketchbook (A3)
2. Scissor, glue

Procedure

1. Identify specific categories of textiles and clothing worn in England and Europe which were based on Indian exports during the Industrial Revolution
2. Refer to books, journals in the library and the internet to do the following:
 - i) Find and photocopy an article on the impact of restrictive rules on Indian weavers during the British Raj
 - ii) Identify pictures of European garments which used Indian textiles and prints
3. Visit a museum for additional information (optional)
4. Use photocopies of visuals and stick them in a notebook with suitable labels indicating the product (textiles and clothing), reference name (if any) and year.
3. Make a presentation to the class

Observation and Discussion

1. What were the short-term and long-term repercussions of Industrial Revolution in India?
2. Are the traditional textile prints and apparel designs still used by textile and fashion designers?



PRACTICAL EXERCISE - 4

Objectives

1. To focus on the impact and influence of war on clothing
2. To learn to use books, museums, archives and movies as sources of information on war and war clothing

Material requirement

1. Unlined/ blank sketchbook (A3)
2. Scissor, glue
3. Fashion magazines

Procedure

1. Refer to books, journals in the library and the internet with a focus on any war which occurred in the 20th century.
2. Find articles and photographs of uniforms worn by both the armies.
3. Analyze the uniforms and accessories in terms of material, silhouette, colour, details etc.
4. Photocopy these visuals and label them suitably with information related to the war and the year/duration.
5. Find visuals from contemporary magazines which show war uniform-inspired fashion and label them suitably with information on the designer, the show and the year.
6. Stick the visuals on sheets/ notebook

Observation and Discussion

1. Is the impact of war on clothing a historical phenomenon or does it still continue to find expression in modern clothing?
2. In what way would war uniform-inspired fashion be considered to be an example of zeit geist?

