






Write the number in between :



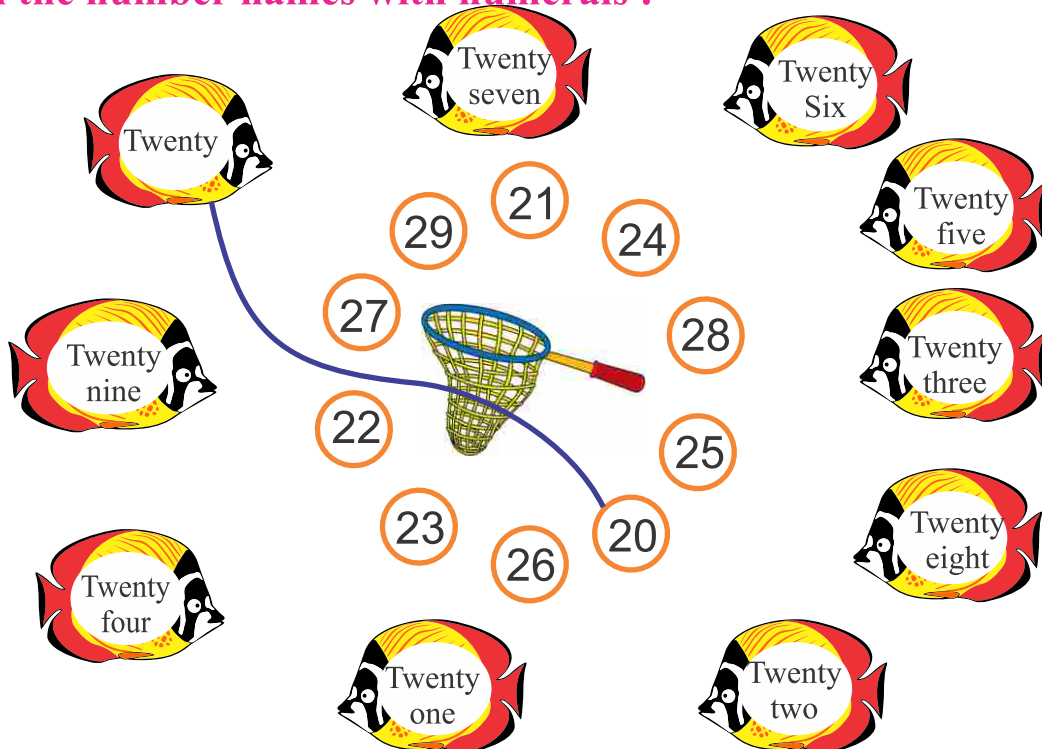
Encircle the greater number :



Encircle the smaller number :



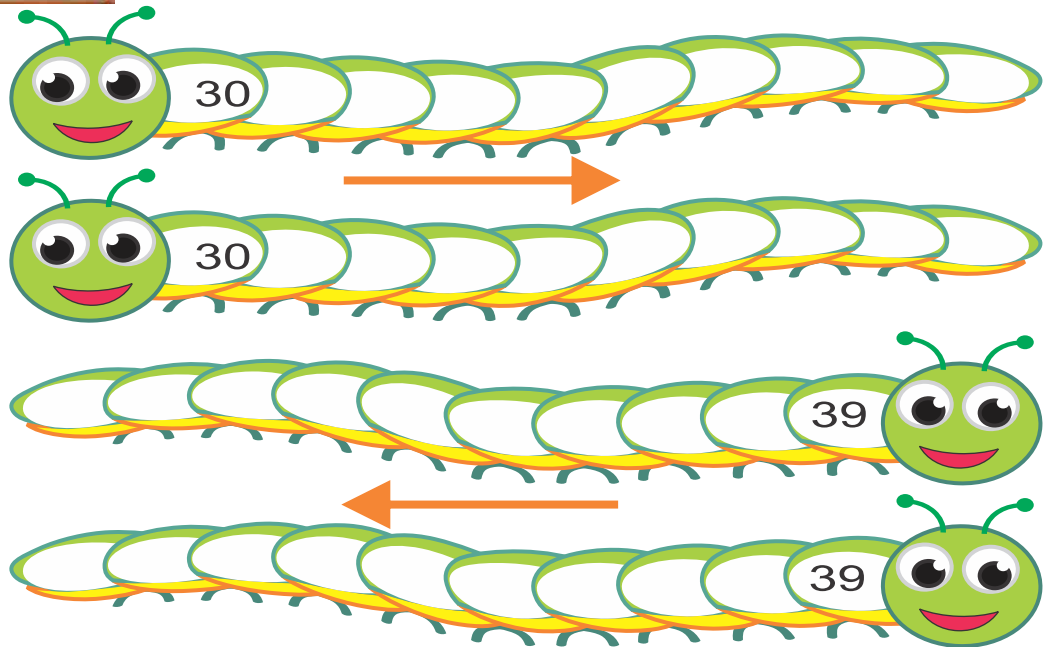
Match the number names with numerals :






Counting 30 to 39

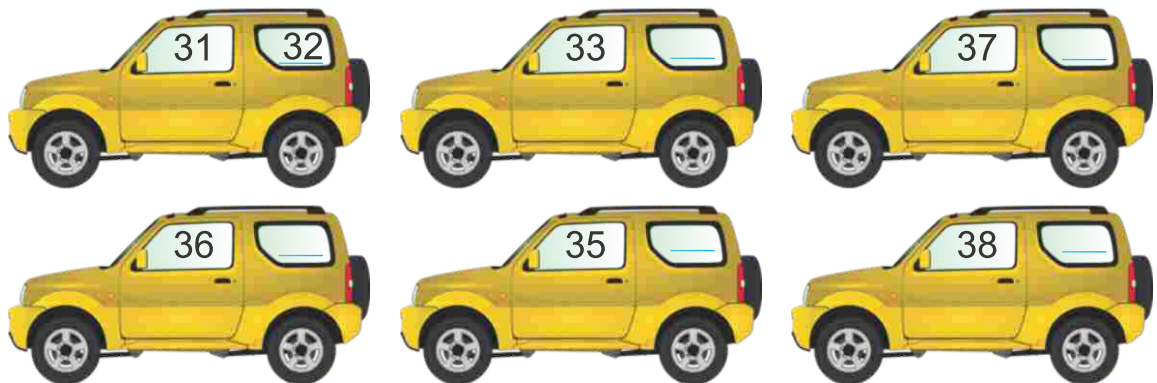
30	31	32	33	34	35	36	37	38	39
Thirty	Thirty One	Thirty Two	Thirty Three	Thirty Four	Thirty Five	Thirty Six	Thirty Seven	Thirty Eight	Thirty Nine



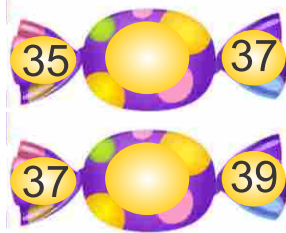
Write just before of the given number :






Write just after of the given number :






Write the number in between :



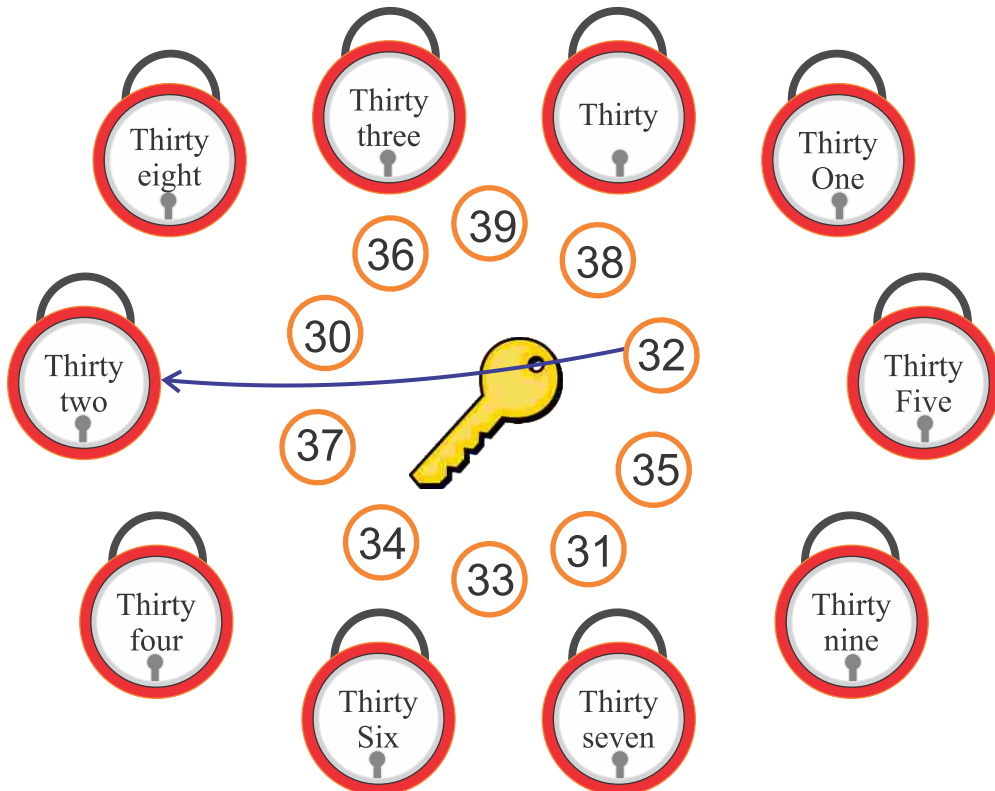
Encircle the greater number :



Encircle the smaller number :



Match the number names with numerals :





Let's play

Magical Game

Objective : To recognize the number.

Material required : Chart and a marker.

Method : 1. Prepare a play chart as shown below :

A	B	C	D	E
1	2	4	8	16
3	3	5	9	17
5	6	6	10	18
7	7	7	11	19
9	10	12	12	20
11	11	13	13	21
13	14	14	14	22
15	15	15	15	23
17	18	20	24	24
19	19	21	25	25
21	22	22	26	26
23	23	23	27	27
25	26	28	28	28
27	27	29	29	29
29	30	30	30	30
31	31	31	31	31

2. Ask a student to think any number upto 31.
3. Then ask the student to find that number in the columns A, B, C, D, E.
4. Add the first number each of the columns which the student had identified, that will be the answer.
5. For example 22, it lies in columns B, C and E, Therefore we add first number of these columns and got the answer i.e. $2+4+16=22$.




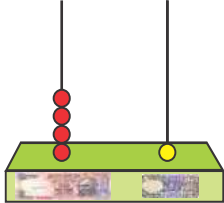
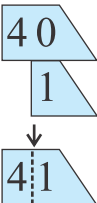

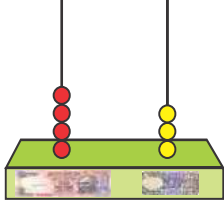
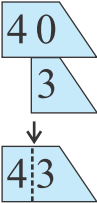

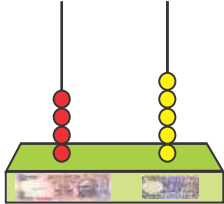
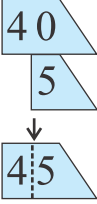

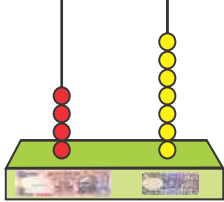
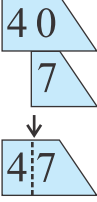

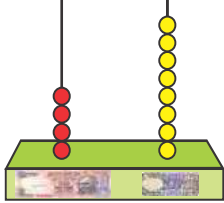
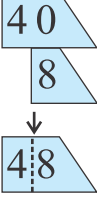

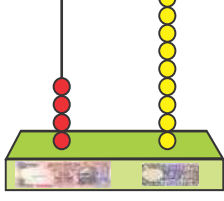
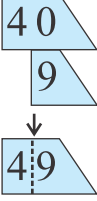
Note

The whole activity should be performed by students. The teacher will lead the team only.

Row A	Row B	Row C	Row D	Row E
Start from 1. Write 1 number. Leave 1 number.	Start from 2. Write 2 numbers continuously. Leave 2 numbers	Start from 4. Write 4 numbers continuously. Leave 4 numbers.	Start from 8 . Write 8 numbers continuously. Leave 8 numbers.	Start from 16. Write 16 numbers continuously. Leave 16 numbers.

Let's learn

Counting 40-49

40 41 42 43 44 45 46 47 48 49

Forty Forty one Forty two Forty three Forty four Forty five Forty six Forty seven Forty eight Forty nine