

Modern Physics

Atomic Masses and Composition of Nucleus

An atom is composed of electrons, protons and neutrons. The protons and neutrons reside inside the nucleus of the atom which is at its centre, while the electrons revolve around the nucleus in some specific orbits, called stationary orbits or stationary shells, in which they do not radiate out energy.

The maximum number of electrons in an orbit can be $2n^2$, where n is the number of that orbit. The various orbits around the nucleus for $n = 1, 2, 3, 4, 5, 6, 7, \dots$ are named as K, L, M, N, O, P, Q, respectively and these orbits accommodates at the most 2, 8, 18, 32, 50, 72, 98, electrons respectively. The energy of electrons in different orbits are different and this energy increases with the increase in the number n of that orbit.

- The mass of an atom is so small that it is inconvenient to express it in kilograms.
- The unit in which atomic and nuclear masses are measured is called atomic mass unit (amu).
- One amu is defined as $1/12^{\text{th}}$ of the mass of an atom of ${}^6\text{C}^{12}$ isotope.

Avogadro's number = 6.023×10^{23}

\therefore Mass of 6.023×10^{23} atoms of $\text{C}^{12} = 12 \text{ g}$

$$\text{Mass of 1 atom of } \text{C}^{12} = \frac{12}{6.023 \times 10^{23}} \text{ g}$$

$$1 \text{ amu} = \frac{1}{12} \times \frac{12}{6.023 \times 10^{23}} \text{ g}$$

$$\therefore \text{amu} = 1.66 \times 10^{-27} \text{ kg}$$

- Atomic masses can be measured using a mass spectrometer.
- The different types of atoms of the same element which have similar chemical properties but different masses are called isotopes.

Nucleus

- The nucleus has the positive charge possessed by the protons. For an atom of atomic number Z , the total charge on an atomic electron is $(-Ze)$, while the charge of the nucleus is $(+Ze)$.

- The composition of a nucleus is described using the following terms and symbols:

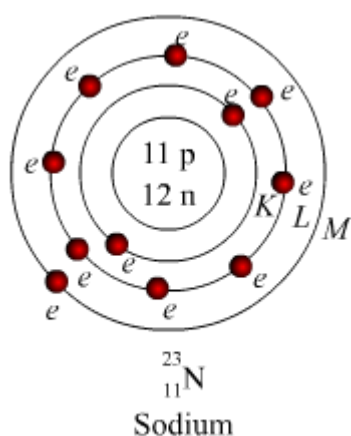
Z = atomic number = number of protons

N = neutron number = number of neutrons

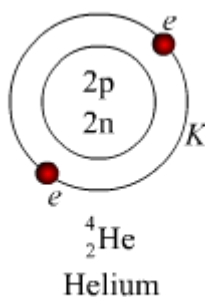
A = mass number = $Z + N$ = total number of protons and neutrons

- Nuclear species can be shown by the notation A_ZX , where X is the chemical symbol of the species.

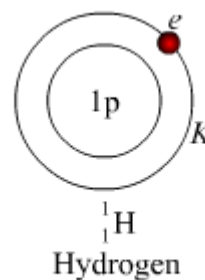
Some Atomic Models



Model of the sodium atom



Model of the helium atom



Model of the hydrogen atom

Isotopes

- They are the atoms of an element whose nuclei have the same number of protons, but different numbers of neutrons.
- They have the same atomic numbers, but have different mass numbers.
- They have identical chemical properties and are placed in same location in the periodic table.
- Deuterium ${}^2_1\text{H}$ and tritium ${}^3_1\text{H}$ are isotopes of hydrogen.

Isotones

- The nuclei with the same number of neutrons ($A - Z$) are called isotones.
- The nuclei ${}^{198}_{80}\text{Hg}$ and ${}^{197}_{79}\text{Au}$ are isotones. They do not have identical chemical properties and are placed in different locations in the periodic table.

Isobars

- They are the atoms of different elements with the same atomic weight, but with different atomic numbers.
- The nuclei ${}^1_1\text{H}$ and ${}^3_2\text{He}$ are isobars.

Rutherford's Study on Becquerel Rays

Radioactive Elements

The elements that emit highly penetrating and high energy radiation beam are known as radioactive elements. The elements are subjected to spontaneous degeneration of nucleus along with the emission of radiations. Elements with the atomic number greater than 83 are considered as radioactive and some naturally occurring radioactive elements include uranium, radium and thorium.

Becquerel Rays

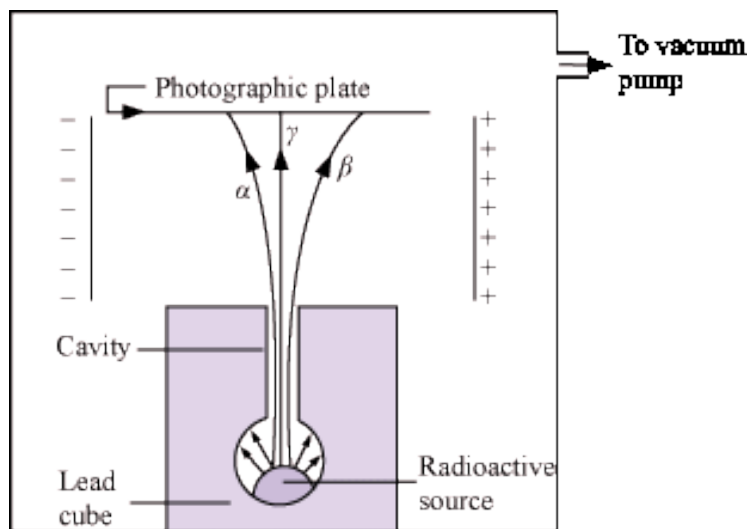
Becquerel rays are radiations given out by radioactive elements.

Properties:

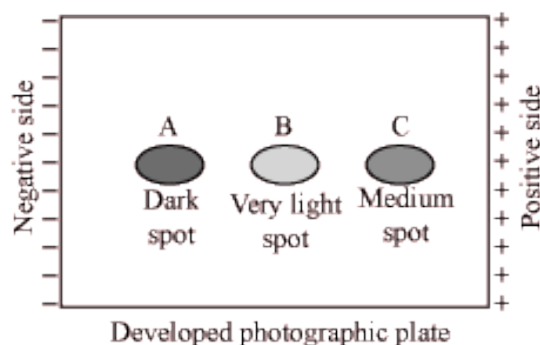
- They are gas ionizers.
- They affect photographic plate.
- They can penetrate through matter.
- They are affected by electric and magnetic fields.

Experiment to demonstrate the properties of Becquerel Rays

In this experiment, a lead cube was placed in a glass vessel and across its sides were placed two copper plates, connected to a very high d.c. potential. A photographic plate was placed over the cavity. The glass vessel was evacuated and then lead plug was removed.



It was found that the photographic plate developed the following pattern.



Alpha particles: By looking at the pattern, it was observed that the particles deflected towards the negative plate and having a dark spot are positive particles and are heavier than others.

Properties:

- It is similar to doubly ionised helium atom and has the speed of the order of 10^7 ms^{-1} .
- Alpha particles have large kinetic energy and momentum.
- It strongly ionises the gas through which it passes.
- It rapidly dissipates its energy as it moves through a medium and therefore its penetrating power is quite small.
- As alpha particles are positively charged, so they are deflected by electric and magnetic fields.
- Alpha particles cause fluorescence on striking a fluorescent material.

Beta particles: The particles deflected towards the positive plate and having a lighter spot are negative particles and are of medium mass.

Properties:

- These particles have speed of the order of 10^8 ms^{-1} . Different beta particles emitted from same radioactive substance have different speed.
- The rest mass of the beta particle is equal to the mass of an electron and charge on it is equal to the charge on an electron.
- These particles ionise the gas through which they pass. Also, their ionising power is equal to 1/100 times that of the alpha particles.
- Their penetrating power is more than the alpha particles.
- As these particles are negatively charged, so they are deflected by electric and magnetic fields.
- Beta particles cause fluorescence on striking a fluorescent material.

Gamma particles: The particles which were not deflected towards any plate and having a very light spot are neutral particles and are of zero mass.

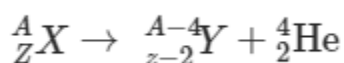
Properties:

- The speed of these particles is of the order of speed of light $3 \times 10^8 \text{ ms}^{-1}$.
- Their ionising power is very low and it is 1/1000 times that of the alpha particle.
- Penetration power is very high for these particles.
- As these particles have no charge on them, so they do not get deflected by electric and magnetic fields.
- Gamma particles cause fluorescence on striking a fluorescent material.
- Gamma radiations are very useful in the treatment of cancer.

Alpha, Beta and Gamma Emission

The nucleus of unstable radioactive substances undergoes spontaneous decay by self emission of either alpha (α), beta (β), or gamma (γ) radiations to form a more stable nucleus. Thus, the emission of these radiation leads to nuclear change.

Alpha emission: When an unstable nucleus contains more number of neutrons than the number of protons, then it may emit a particle containing two protons and neutrons, known as alpha particle. A stream of alpha particles is called alpha rays. This change can be expressed in the form of a reaction as follows:

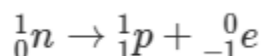


where, A_ZX is the nucleus of a radioactive element of mass number A and atomic number Z . This is the parent nucleus which emits an alpha particle.

${}^{A-4}_{Z-2}Y$ is a daughter nucleus or new element which has mass number $A - 4$ and atomic number $Z - 2$.

${}^4_2\text{He}$ is an alpha particle with mass number 4 and atomic number 2.

Beta emission: When an unstable nucleus contains more number of neutrons than the number of protons, then the neutron may change into a proton by emitting an electron (for charge conservation). The electron which is emitted from the nucleus at a high speed is called a beta particle. A stream of beta particles is known as beta rays. This change can be expressed in the form of a reaction as follows:



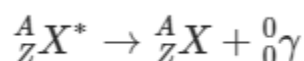
For example: ${}_Z^AP \rightarrow {}_{Z+1}^AQ + {}_{-1}^0e$

where, ${}_Z^AP$ is the nucleus of a radioactive element of mass number A and atomic number Z . This is a parent nucleus which emits a beta particle.

${}_{Z+1}^AQ$ is a daughter nucleus or new element which has mass number A and atomic number $Z + 1$.
 ${}_{-1}^0e$ is a beta particle with mass number 0 and atomic charge - 1.

Gamma emission: Most alpha and beta emissions are found to be followed by gamma emission. It occurs only when the daughter or the parent nucleus is in a state of excitation i.e. when it has extra energy. This extra energy is released in the form of electromagnetic radiations known as gamma radiations.

The gamma radiation takes no mass and no charge from the nucleus i.e., no protons or neutrons are lost, therefore the nucleus does not decay into a different nucleus. This change can be expressed in the form of a reaction as follows:



where, ${}_Z^AX^*$ is a parent nucleus in excited state having mass number A and atomic number Z .
 ${}_Z^AX$ is a parent nucleus (in normal state) which has same mass number A and atomic number Z .
 ${}_0^0\gamma$ is a gamma particle with mass number 0 and atomic charge 0.

Uses of radioactivity or radio isotopes

- Medical use: In treating leukaemia, cancer or detecting the suspected brain tumour and blood clot before they become dangerous.

- Scientific use: In agriculture science to study the growth of plants by using particular chemical manure or to study the rate of decay of carbon in the remains of dead plants to study its age.
- Industrial use: As a fuel in nuclear reactors to generate power or for controlling the thickness of paper, plastic and metal sheets during their manufacturing.

Sources of harmful radiation

- Radioactive leak out from nuclear plants
- Nuclear waste
- Cosmic radiation and X-rays

Harmful effects of radiation: The radiations interact with the living tissue within 10^{-14} s and cause biological damage. The biological damage can be of three types:

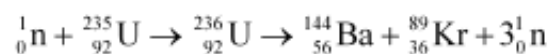
- Short term recoverable effects, like diarrhoea, sore throat, loss of hair, nausea etc.
- Long term irrecoverable effects like leukaemia and cancer
- Genetic effects

Nuclear Energy

- Energies involved in conventional energy sources are of the order of electron volts per atom, but energy involved in nuclear processes are million times larger.

Fission

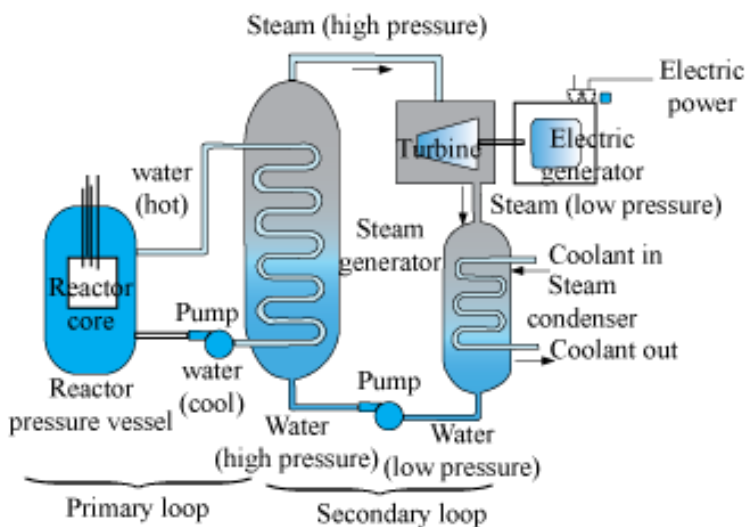
- When neutrons bombard various elements, new radioactive elements are produced.
- When a neutron is bombarded on a uranium target, the uranium nucleus breaks into nearly equal fragments releasing great amount of energy.



- Fission of uranium does not always produce Ba and Kr. It can produce any other pair also.
- Fragment nuclei produced in fission are highly neutron rich and unstable. Therefore, they emit beta particle until they reach a stable end product.
- Enormous amount of energy released in an atom bomb comes from uncontrolled nuclear fission reaction.

Nuclear Reactor

- When $^{235}_{92}\text{U}$ undergoes fission, it produces neutron, which initiates another $^{235}_{92}\text{U}$ nucleus to undergo fission.
- When this chain reaction is controlled suitably, we can obtain a steady energy output.
- This phenomenon is used in a nuclear reactor.
- Average energy of a neutron produced in fission of $^{235}_{92}\text{U}$ is 200 MeV. Unless slowed down, it will escape from the reactor without interacting with the uranium nuclei.

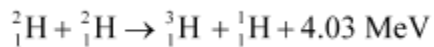


- Light nuclei called moderator is provided in the reactor along with the nuclei for slowing down fast neutrons.
- Commonly used moderators are water, heavy water (D_2O), and graphite.
- Moderator helps to increase the ratio of number of fission produced by a given generation of neutrons to the number of the proceeding generation. This ratio is called multiplication factor (K).
- The factor K should be brought close to unity to avoid explosion.
- Reaction rate is controlled through control rods made of neutron absorbing material such as cadmium.
- Safety rods are also added to reduce K rapidly.
- Core of the reactor is the site for nuclear fission.
- Core is surrounded by reflector to reduce leakage.

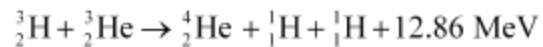
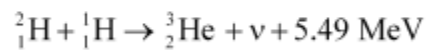
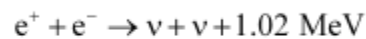
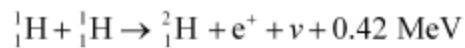
- Energy released in fission is continuously removed by a suitable coolant.
- Whole assembly is shielded to check harmful radiation from coming out.
- Wastes produced by nuclear reactors are hazardous.

Nuclear Fusion

- Two light nuclei fuse to form a larger nucleus, and energy is released in the process.



- Two nuclei must come close enough so that attractive short range nuclear force is able to affect them.
- When fusion is achieved by raising the temperature, it is called thermonuclear fusion.
- Fusion reaction also takes place in sun in which the hydrogen is burnt into helium.
- Reaction occurring in sun is



Four hydrogen atoms combine to form a ${}^4_2\text{He}$ atom with the release of 26.7 MeV of energy.

- After 5 billion years, the hydrogen burning will stop and the sun will begin to cool. The outer envelope of the sun will expand, turning it into the so called 'red giant'.